



---

***CRF1000A/CRF1000A2/CRF1000AL/CRF1000AL2***  
***CRF1000D/CRF1000D2/CRF1000DL/CRF1000DL2***

---

CRF1000AJ  
CRF1000A2J  
CRF1000ALJ  
CRF1000AL2J  
CRF1000DJ  
CRF1000D2J  
CRF1000DLJ  
CRF1000DL2J

**PARTS CATALOG**  
**1**

## DAFTAR ISI

PETUNJUK PEMAKAIAN

1

ENGINE GROUP

2

FRAME GROUP

3

PART NUMBER INDEX

4

PART NAME INDEX

5



## Instruksi penggunaan parts catalog

- **Parts catalog ini telah dibuat pertanggal 20 Januari 2018.**
  - Setelah tanggal ini, mungkin terjadi perubahan pada parts di dalam catalog ini, dan parts tertentu diganti dengan parts lain atau dihapus (tidak dijual lagi).
  - Bacalah parts catalog news untuk revisi yang dilakukan setelah 20 Januari 2018.
- **Selalu beritahu nomor part sewaktu memesan part.**
  - Periksa model, tipe, nomor seri, warna, pabrik pembuat, dan ukuran seperlunya sebelum memesan part.
  - Perhatikan bahwa ilustrasi (gambar part) dapat berbeda dalam bentuknya dari part sebenarnya. Ilustrasi hanya diberikan untuk membantu anda mencari parts tersebut.
- **Sewaktu terjadi modifikasi atau penambahan pada parts catalog ini, maka akan diterbitkan edisi yang direvisi pada waktu yang sesuai, yang memuat nomor revisi yang berurutan pada sampulnya. Kami menganjurkan agar anda mendapatkan revisi-revisi tersebut supaya parts catalog anda tetap mengikuti perkembangan mutakhir setiap waktu. Untuk mengetahui apakah revisi parts catalog telah diterbitkan, hubungi distributor Honda anda.**

Versi penerbitan pertama  
tanggal 20 Januari 2018  
**Honda Motor Co., Ltd.**

## DAFTAR ISI

	Halaman
• Instruksi penggunaan parts catalog .....	1
• Cara mencari informasi part .....	2
• Struktur parts catalog .....	3
• Jika parts telah direvisi .....	5
• Singkatan-singkatan yang dipakai di dalam parts catalog ....	5
• Blok part dan pengecekan nomor seri .....	6
• Pengecekan posisi label warna tambahan .....	6
• Model, kode parts catalog dan nomor seri yang berlaku .....	7
• Label warna .....	9
• Tabel warna .....	10
• Selang bahan bakar, selang untuk keperluan umum dan selang vinyl .....	66
• FLAT RATE SERVICE TIME .....	70
• Indeks gambar .....	75
• ENGINE GROUP .....	84
• FRAME GROUP .....	122
• PART NO. INDEX .....	206
• PART NAME INDEX .....	212

Cara mencari informasi part

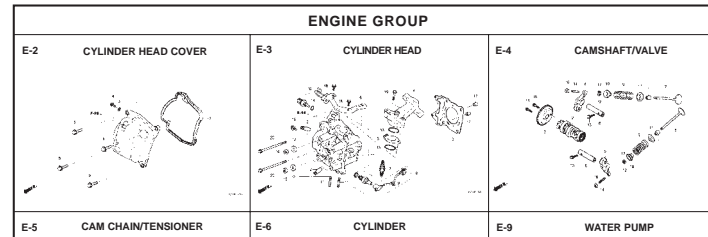
**B** Mencari parts dengan "Part number index"

PART NUMBER INDEX					
Nomor Part	No. Blok	Ref	Nomor Part	No. Blok	Ref
13011-KVY-700	E-20	2	16015-KVY-901	E-21	4
13011-KW-740	E-20	2	16016-KBP-981	E-21	5
13012-KVY-700	E-20	2	16016-KVB-551	E-22	1
13013-KVY-700	E-20	2	16028-KVB-901	E-21	6
13014-KVY-700	E-20	2	16037-KCB-600	E-21	7
13015-KVY-700	E-20	2	16046-KZL-A01	E-21	8
13021-KW-740	E-20	2	16050-KVY-901	E-21	9
13021-KW-740	E-20	2	16075-GHB-640	E-21	10
13021-KW-740	E-20	2	16075-KVB-551	E-22	2
13021-KW-740	E-20	2	16081-KFM-101	E-22	3
13101-KVY-700	E-20	3	16100-KZL-A01	E-21	11
13101-KZL-C50	E-20	3	16107-GCC-000	E-21	12
13102-KVY-700	E-20	3	16111-KVB-002	E-21	13
13102-KZL-305	E-20	3	16119-KZL-A01	E-21	14
13103-KVY-700	E-20	3	16131-ZAB-801	E-21	15
13103-KZL-305	E-20	3	16140-GFC-901	E-21	16
13104-KVY-700	E-20	3	16153-KAB-901	E-21	17
13104-KZL-305	E-20	3	16163-KGF-911	E-21	18
13105-KVY-700	E-20	3	16165-KVB-901	E-21	19
13105-KZL-305	E-20	4	16169-KVB-551	E-22	4
13111-DB7-001	E-20	4	16180-KGB-971	E-21	20
13115-GMS-911	E-20	4	16190-GEE-003	E-21	21
14100-KZL-A00	E-4	2	16199-KZL-A01	E-21	22
14100-KZL-C00	E-4	18	16201-KVY-900	E-3	5
14122-KVY-900	E-4	3	16222-MVA-300	E-3	6
14122-KPH-901	E-4	4	16236-KVG-900	E-15	7
14122-KVY-900	E-4	5	16400-KZL-C31	E-22	5
14122-KZL-E00	E-4	5	16410-KZL-C31	E-22	6
14401-KVB-901	E-4	1	16423-KGB-901	E-21	23
1443A-KVB-C30	E-4	6	16450-KVB-551	E-22	7
1443A-KVY-960	E-4	6	16472-KPE-050	E-22	8
1444A-KVB-C30	E-4	7	16480-KVB-551	E-22	9
1444A-KVY-960	E-4	7	16485-KVB-551	E-22	10
14461-KVB-900	E-4	8	16700-KZL-951	F-26-1	1
14510-KVB-901	E-5	2	16705-GGL-J01	F-26-1	2

**C** Mencari parts dengan "Part name index"

PART NAME INDEX				
Nama Part	No. Kel	Ref	Nama Part	No. Kel
BOLT, FLANGE, 5X14	E-8	6	BOLT, SETTING, 6X16	F-35
BOLT, FLANGE, 6MM	F-40	5	BOLT, SIDE STAND PIVOT	F-35
BOLT, FLANGE, 6X10	F-24	16	BOLT, SOCKET, 3X8	F-41
BOLT, FLANGE, 6X10	E-3	13	BOLT, SOCKET, 8MM (HT)	F-41-1
BOLT, FLANGE, 6X10	E-3	21	BOLT, SOCKET, 8X30 (HT)	F-17
BOLT, FLANGE, 6X115	E-3-1	16	BOLT, SPECIAL, 6MM	F-17
BOLT, FLANGE, 6X12	E-16	16	BOLT, SPECIAL, 6X18	F-17
	F-24	21	BOLT, STUD, 6X12	F-11
	F-41	20		F-12
	F-41-1	25		F-28
	F-26	18		F-28-1
	F-26-1	20		E-3
	F-28-10	22		E-3-1
	F-41	26		E-3
	E-16	20		E-3-1
	E-16	18		F-55
	E-8	9		F-18
	F-30	8		F-24
	F-28-10	23		F-37-10
	F-41	21		F-39
	E-22	21		F-14
	E-8	11		E-3-1
	E-16	12		F-41
	E-22	20		F-41-1
	E-5	10		E-1
	E-8	11		E-1-1
	F-5	22		F-4
	E-1	9		F-28-10
	E-1-1	11		F-38
	E-1-1	10		F-28-1
	F-12	17		F-24
	E-16	19		F-18
	F-22-10	12		F-5
	F-22-30	9		F-18
	E-12	12		E-16

**A** Mencari parts dengan "Indeks gambar"



E-6		CYLINDER		No. Ref.	L.O.N.	(Nomor ref. relatif)	Deskripsi	F.R.T.
No. Blok		No. Ref						
No. Ref		No. Part		Jumlah		No. Seri		Kode Parts Catalog
				BEAT PGM-FI				
				CBS SPOKE				
				CW				
				1		1		1
				1		1		1
				2		2		2

No. Hal

20.08.2012

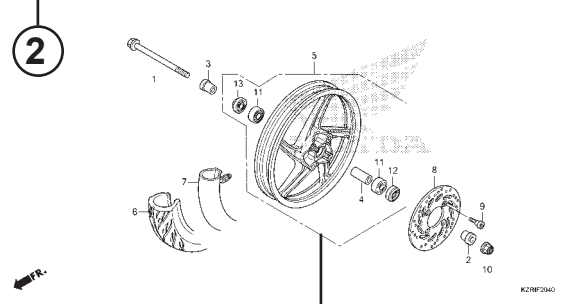
## Struktur Parts Catalog

1
3

F-20-40

FRONT WHEEL

2



No. Ref.	L.O.N.	(Nomor ref. relatif)	Deskripsi	F.R.T.
1	710151	(12,13)	AXLE, FRONT WHEEL	0,2
5	710104		FRONT WHEEL	0,8
6	710139		FRONT TIRE (SATU)	0,7
7	710140		TUBE, FRONT TIRE (SATU)	0,7
8	711120		DISC, FRONT BRAKE	0,3
11	710115		BEARING, FRONT WHEEL (SATU)	0,4
	7101156		.Penggantian 1 bearing tambahan	0,1

4

5

6

7

8

9

10

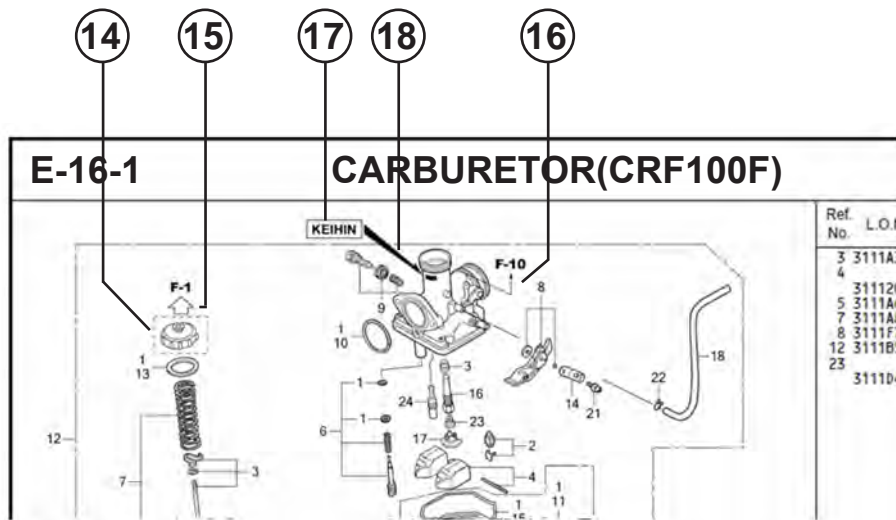
11

12

13

No. Ref.	No. Part	Deskripsi	Jumlah		No. Seri	Kode Parts Catalog
			VARIO	CBS		
1	44301-KVG-950	AXLE, FR. WHEEL	1	1		
2	44311-KVB-910	COLLAR, FR. WHEEL SIDE	1	1		
3	44312-KZR-600	COLLAR, FR. WHEEL SIDE	1	1		
4	44620-KVB-910	COLLAR, FR. DISTANCE	1	1		
5	44650-KZR-600ZC	WHEEL SUB ASSY., FR. *NH303M*	1	1		
6	44711-KVB-931	TIRE, FR. (SRI) (80/90-14 M/C 40P)	1	1		
7	44712-KZI-901	TUBE, TIRE (SRI)	1	1		
8	45351-KVB-931	DISK, FR. BRAKE (YUTAKA)	1	1		
	45351-KVB-502	DISK, FR. BRAKE (SUNSTAR)	1	1		
9	90105-KGH-900	BOLT, BRAKE DISK, 8X24	4	4		
10	90306-KGH-901	NUT, U, 12MM	1	1		
11	91052-KVB-901	BEARING, RADIAL BALL, 6201(U) .. (FUJIKOSHI)	2	2		
	91052-KVB-351	BEARING, RADIAL BALL, 6201U .. (NSK)	2	2		
	91052-KWB-601	BEARING, RADIAL BALL, 6201U .. (NTN)	2	2		
12	91251-KPH-Q01	NIPT SFAI 21X37X7 (SRA1)	1	1		

- 1** Nama Blok
- 2** Nomor Blok
- 3** Flat Rate Time (F.R.T.)
- 4** Ref. No.
  - Nomor referensi yang diberikan tanda kurung menunjukkan bahwa ia dilanjutkan dari halaman sebelumnya.
- 5** Part No.
- 6** Kode warna Honda
- 7** Description
- 8** Assembly (Susunan/rakitan)
  - Bagian-bagian yang diberikan bingkai dengan garis-garis patah pada gambar terurai tersedia dalam rakitan lengkap. (tersedia pula dalam satuan terpisah).
- 9** Deskripsi warna
- 10** Catatan
  - Catatan ditulis dalam tanda kurung di kolom nama part.
- 11** Reqd. QTY
  - Jumlah yang ditulis dalam tanda kurung menunjukkan part pilihan (optional part).
  - Jumlah yang ditandai dengan "N" menunjukkan part pilihan yang harus dipilih sebanyak yang diperlukan.
  - Jumlah yang diperlukan menunjukkan jumlah part yang dipakai di blok ini.
- 12** Serial No.
- 13** Parts catalogue code
  - Jika kolom kode parts catalog kosong, berarti bahwa part berlaku untuk semua kode.



- ⑭ Part yang dikelilingi dengan garis titik-titik dijelaskan pada blok lain.
- ⑮ Panah yang kosong di dalamnya menunjuk ke No. blok untuk part yang dikelilingi dengan garis titik-titik .
- ⑯ Panah yang padat menunjuk ke No. blok dimana part yang bersangkutan terhubung.
- ⑰ **Informasi Identifikasi Penggantian Untuk No. Part Yang Ditunjuk**
- ⑱ **Lokasi Informasi Identifikasi Penggantian Untuk No. Part Yang Ditunjuk**
- Jika tanda panah menunjuk ke 18, part ini tidak sesuai dengan Part No. yang berbeda.
  - Pastikan untuk memesan part dari pabrikan yang sama, termasuk komponen part.
  - Untuk pemesanan, indikasi Part No. termasuk simbol yang ditampilkan pada bagian yang berlaku pada part yang akan diganti.

**Jika parts telah direvisi**



**Singkatan-singkatan yang dipakai di dalam parts catalog**



No. Ref.	No. Part	Deskripsi	Jumlah		No. Seri
			STD B	ABS B	
1	45156-MCE-000	CLAMPER, R. FR. BRAKE HOSE ..	1	1	
2	45157-MCE-000	CLAMPER, L. FR. BRAKE HOSE ..	1	1	
3	61100-MCE-000ZA	FENDER COMP., FR. *NH411M*FORCE SILVER METALLIC	1	-	-----3J,4J
	61100-MCE-000ZB	*PB284C*...CANDY PHOENIX BLUE	1	-	-----J,2J
4	61101-MCE-000	PLATE, FR. FENDER (###).....	2	2	-----1008000
	61101-MCE-010	.....	2	2	-----1008001
5	61102-MCE-300	CUSHION, FR. FENDER ..... (BLACK)	2	2	
6	61105-MCE-000	STAY, FR. FENDER MOUNTING ...	2	2	
7	61107-MR7-000	COLLAR (6.5) .....	4	4	
8	96001-06020-00	BOLT, FLANGE, 6X20 .....	4	4	

Nomor telah dipakai sejak dari model pertama tanpa revisi. Jika diperlihatkan pada sisi kiri, maka berlaku untuk model-model dari No. 1008001 dan nomor- nomor berikutnya. Jika diperlihatkan pada sisi kanan, maka berlaku untuk model-model sampai No. 1008000.

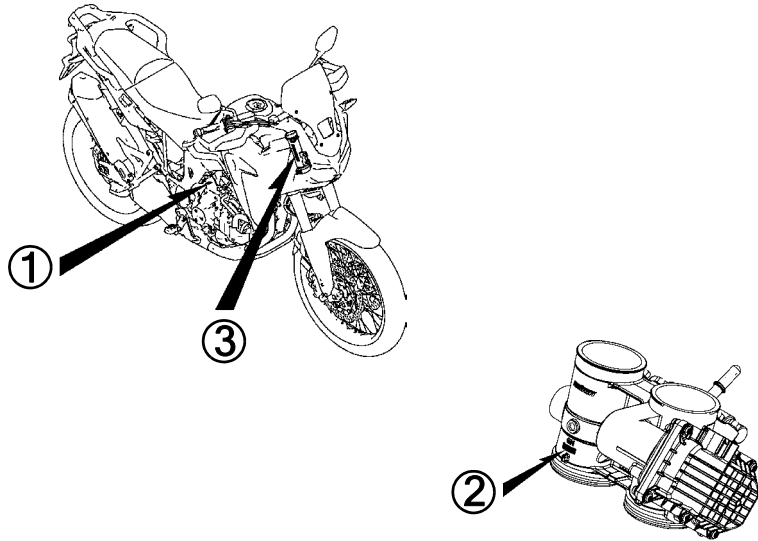
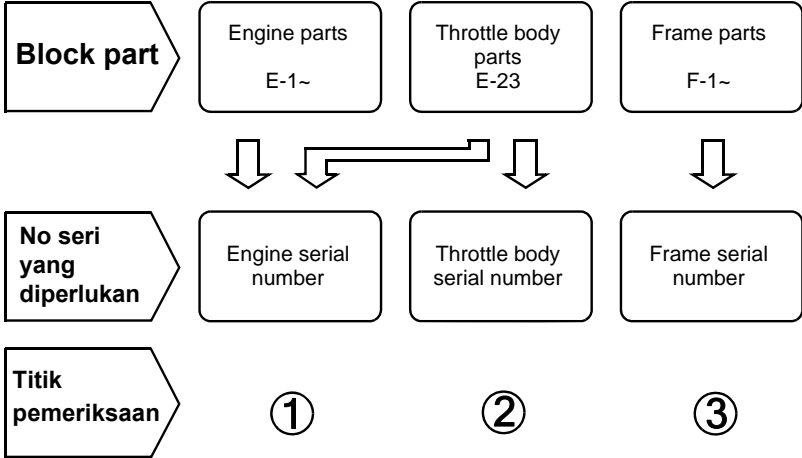
- Part yang tercantum dengan "###" pada ujung nama part mempunyai jangka waktu pemasokan terbatas (part tidak dijual).

- "L." atau "R." pada uraian dari sebuah part merupakan singkatan dari sisi kiri (LEFT) atau sisi kanan (RIGHT). Kiri atau kanan ditentukan seakan-akan anda sedang duduk di tempat duduk sepeda motor/skuter.

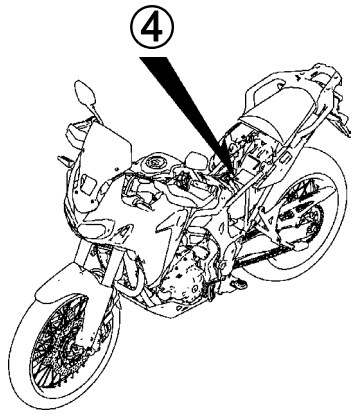
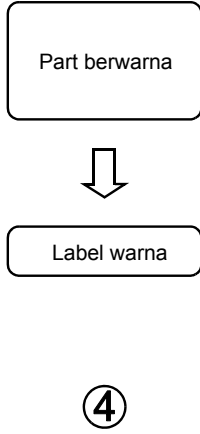
**Singkatan-singkatan sebagai berikut dipakai di dalam parts catalog ini.**

- |                                  |                                   |
|----------------------------------|-----------------------------------|
| A ..... Ampere                   | L. .... Left                      |
| ABS ..... Anti-lock brake system | L (100L).. Link (100 Links)       |
| A.C ..... Alternating current    | L.E.D ..... Light emitted diode   |
| A.M..... Attaching mark          | MM ..... Millimeter               |
| ASSY..... Assembly               | MPH ..... Miles per hour          |
| C.D.I. .... Capacitive discharge | R. .... Right                     |
| COMP. ... Complete               | RR. .... Rear                     |
| D.C. .... Direct current         | STD. .... Standard                |
| EX. .... Exhaust                 | T (22T) ... Tooth (22 Teeth)      |
| FR. .... Front                   | TCS ..... Traction control system |
| G ..... Gram                     | T.M. .... Transcript mark         |
| HEX. .... Hexagonal              | V ..... Volt                      |
| IN. .... Inlet                   | W ..... Watt                      |
| KPH..... Kilometers per hour     | WL ..... With labelling           |
|                                  | WOL ..... Without labelling       |

**Blok part dan pengecekan nomor seri**



**Pengecekan posisi penempelan label warna**



### Model, kode part catalog and nomor seri yang berlaku

Model, parts catalog code dan Nomer seri yang berlaku yang diberikan di dalam parts catalog ini dapat diidentifikasi sebagai berikut. Part-part dengan part catalog code yang khusus, ditujukan untuk model untuk negara-negara yang ditunjuk. Jika tidak ada kode area yang terdaftar, komponennya untuk penggunaan umum.

Model	Kode area	Tipe	No. seri mesin yang berlaku	No. seri rangka yang berlaku	No. identifikasi throttle body yang berlaku
CRF1000AJ	2ED	European direct sales	SD06E-5100001~	JH2SD06A*JK100001~	H3A A
	2FO	Taiwan	SD04E-5200001~	JH2SD049*JK000001~	
	2GS	GCC Countries	SD04E-5200001~	JH2SD04M*JK200001~	H3B A
	2KO	Korea	SD04E-5200001~	JH2SD04K*JK200001~	H3A A
	2U	Australia	SD04E-5200001~	JH2SD04U*JK200001~	H3B A
	3ED	European direct sales	SD06E-5100001~	JH2SD06A*JK100001~	H3A A
	3FO	Taiwan	SD04E-5200001~	JH2SD049*JK000001~	
	3GS	GCC Countries	SD04E-5200001~	JH2SD04M*JK200001~	H3B A
	3KO	Korea	SD04E-5200001~	JH2SD04K*JK200001~	H3A A
	3U	Australia	SD04E-5200001~	JH2SD04U*JK200001~	H3B A
	ED	European direct sales	SD06E-5100001~	JH2SD06A*JK100001~	H3A A
	GS	GCC Countries	SD04E-5200001~	JH2SD04M*JK200001~	H3B A
U	Australia	SD04E-5200001~	JH2SD04U*JK200001~		
CRF1000A2J	4ED	European direct sales	SD06E-5100001~	JH2SD06C*JK000001~	H3A A
	4GS	GCC Countries	SD04E-5200001~	JH2SD04V*JK000001~	H3B A
	4U	Australia	SD04E-5200001~	JH2SD04U*JK200001~	
CRF1000ALJ	2TH	Thailand	SD04E-5200001~	JH2SD04T*JK200001~	H3A A
	3IN	Indonesia	SD04E-5200001~	JH2SD04P*JK100001~	H3B A
	3MA	Malaysia	SD04E-5200001~	JH2SD049*JK000001~	H3A A
	3TH	Thailand	SD04E-5200001~	JH2SD04T*JK200001~	
	TH	Thailand	SD04E-5200001~	JH2SD04T*JK200001~	
CRF1000AL2J	4MA	Malaysia	SD04E-5200001~	JH2SD049*JK000001~	H3A A
	4TH	Thailand	SD04E-5200001~	JH2SD04T*JK200001~	

Model	Kode area	Tipe	No. seri mesin yang berlaku	No. seri rangka yang berlaku	No. identifikasi throttle body yang berlaku
CRF1000Dj	2ED	European direct sales	SD06E-6100001~	JH2SD06B*JK100001~	H3A A
	2GS	GCC Countries	SD04E-6200001~	JH2SD04N*JK200001~	H3B A
	2KO	Korea	SD04E-6200001~	JH2SD04K*JK200001~	H3A A
	2U	Australia	SD04E-6200001~	JH2SD04U*JK200001~	H3B A
	3ED	European direct sales	SD06E-6100001~	JH2SD06B*JK100001~	H3A A
	3GS	GCC Countries	SD04E-6200001~	JH2SD04N*JK200001~	H3B A
	3KO	Korea	SD04E-6200001~	JH2SD04K*JK200001~	H3A A
	3U	Australia	SD04E-6200001~	JH2SD04U*JK200001~	H3B A
	ED	European direct sales	SD06E-6100001~	JH2SD06B*JK100001~	H3A A
	GS	GCC Countries	SD04E-6200001~	JH2SD04N*JK200001~	H3B A
U	Australia	SD04E-6200001~	JH2SD04U*JK200001~		
CRF1000D2j	4ED	European direct sales	SD06E-6100001~	JH2SD06D*JK000001~	H3A A
	4GS	GCC Countries	SD04E-6200001~	JH2SD04W*JK000001~	H3B A
	4KO	Korea	SD04E-6200001~	JH2SD04K*JK200001~	H3A A
	4U	Australia	SD04E-6200001~	JH2SD04U*JK200001~	H3B A
CRF1000DLj	2TH	Thailand	SD04E-6200001~	JH2SD04T*JK200001~	H3A A
	3IN	Indonesia	SD04E-6200001~	JH2SD04P*JK100001~	H3B A
	3MA	Malaysia	SD04E-6200001~	JH2SD049*JK000001~	H3A A
	3TH	Thailand	SD04E-6200001~	JH2SD04T*JK200001~	
	TH	Thailand	SD04E-6200001~	JH2SD04T*JK200001~	
CRF1000DL2j	4IN	Indonesia	SD04E-6200001~	JH2SD04P*JK100001~	H3B A
	4MA	Malaysia	SD04E-6200001~	JH2SD049*JK000001~	H3A A
	4TH	Thailand	SD04E-6200001~	JH2SD04T*JK200001~	

\* Dari nomor identifikasi karburator/throttle body, hanya bagian yang digaris bawahi di bawah ini yang dipakai untuk registrasi

H3A A A KC ㄗ

## Label warna

- Ketika melakukan pemesanan parts, periksa nama model, warna utama dan kode yang mengacu pada "LABEL WARNA" yang terdapat pada kendaraan
- Ketika melakukan pemesanan parts yang memiliki kode warna, gunakan tabel warna sesuai dengan instruksi yang terdapat pada Parts Catalog.

		MODEL	VFR800FIW					
		COLOR	Sparkling silver metallic	Mute black metallic	Applicable model		Applicable block No.	Re
No.	CODE		NH-295M	NH-359M	Initial applicable model	Final applicable model		
	Name of colored parts	Basic part No.	NH295	NH359				
1								
2								
3								
4								
5								
6								
7								
8								
9								
10								

**VFR800FIW**  
**COLOR R-157**  
**CODE R157**

Tabel warna

- Ketika memesan part berwarna, bacalah tabel di bawah ini dan gunakan nomor part yang terdiri dari nomor part dasar yang bersangkutan yang telah ditambahkan kode warna part.

CRF1000A (CRF1000AJ).....2ED,2KO,2U

No.	MODEL		CRF1000AJ				No. blok yang berlaku	No.Ref.			
	WARNA		Pearl glare white	Model yang berlaku		No. blok yang berlaku			No.Ref.		
	KODE		NH-B53P	Model pertama yang berlaku	Model akhir yang berlaku					No. blok yang berlaku	No.Ref.
	Nama parts berwarna	No. dasar part	NHB53HA								
1	BODY COMP., FRAME	50100-MKK-D00	ZA			F-39	3				
2	BRACKET COMP., L. STEP	50625-MKK-D00	ZB			F-30	10				
3	BRACKET COMP., R. STEP	50615-MKK-D00	ZB			F-30	6				
4	CARRIER ASSY., RR.	81300-MKK-D00	ZB			F-24	2				
5	COVER SET, L. SIDE	83710-MKK-DA0	ZA			F-24	5				
6	COVER SET, R. SIDE	83610-MKK-DA0	ZA			F-24	3				
7	COWL SET, L. MIDDLE	64360-MKK-DA0	ZA			F-45	5				
8	COWL SET, R. MIDDLE	64310-MKK-DA0	ZA			F-45	3				
9	FENDER A SET, RR.	80100-MKK-D00	ZA			F-34	5				
10	FENDER SET, FR.	61000-MKK-DA1	ZA			F-10	2				
11	GUARD, L. KNUCKLE	53185-MJP-G60	ZA			F-7-10	2				
12	GUARD, R. KNUCKLE	53180-MJP-G60	ZA			F-7-10	1				
13	HOLDER, L. PILLION STEP	50725-MKK-D00	ZB			F-30	19				
14	HOLDER, R. PILLION STEP	50715-MKK-D00	ZB			F-30	15				
15	MARK, HONDA	86101-MJP-G50	ZA			F-50-1	1				
16	MARK, HONDA	86102-MJP-G50	ZA			F-50-1	2				
17	PIPE COMP., R. LOWER	50170-MJP-G50	ZA			F-39	4				
18	SEAT COMP., MAIN	77100-MJP-G51	ZA			F-23	3				
19	SEAT COMP., PILLION	77300-MJP-DA0	ZB			F-23	10				

CRF1000A (CRF1000AJ).....2ED,2KO,2U

No.	MODEL		CRF1000AJ				
	WARNA		Pearl glare white	Model yang berlaku		No. blok yang berlaku	No.Ref.
	KODE		NH-B53P	Model pertama yang berlaku	Model akhir yang berlaku		
	Nama parts berwarna	No. dasar part	NHB53HA				
20	STRIPE A, L. MIDDLE COWL	86642-MKK-DA0	ZA			F-50-1	10
21	STRIPE A, R. MIDDLE COWL	86641-MKK-DA0	ZA			F-50-1	9
22	STRIPE B, L. MIDDLE COWL	86644-MKK-DA0	ZA			F-50-1	12
23	STRIPE B, R. MIDDLE COWL	86643-MKK-DA0	ZA			F-50-1	11
24	STRIPE, L. FR. FENDER	86612-MKK-DA1	ZA			F-50-1	8
25	STRIPE, L. FUEL TANK	86172-MJP-E50	ZA			F-50-1	4
26	STRIPE, L. SIDE COVER	86832-MKK-DA0	ZA			F-50-1	14
27	STRIPE, R. FR. FENDER	86611-MKK-DA1	ZA			F-50-1	7
28	STRIPE, R. FUEL TANK	86171-MJP-E50	ZA			F-50-1	3
29	STRIPE, R. SIDE COVER	86831-MKK-DA0	ZA			F-50-1	13
30	TANK ASSY., FUEL	17500-MJP-E50	ZA			F-21	11
31	WINDSCREEN SET	64250-MJP-G50	ZA			F-43	14



## CRF1000A (CRF1000AJ).....2FO,2GS

No.	MODEL		CRF1000AJ				
	WARNA		Pearl glare white	Model yang berlaku		No. blok yang berlaku	No.Ref.
	KODE		NH-B53P	Model pertama yang berlaku	Model akhir yang berlaku		
	Nama parts berwarna	No. dasar part	NHB53HA				
1	BODY COMP., FRAME	50100-MKK-D00	ZA			F-39	3
2	BRACKET COMP., L. STEP	50625-MKK-D00	ZB			F-30	10
3	BRACKET COMP., R. STEP	50615-MKK-D00	ZB			F-30	6
4	CARRIER ASSY., RR.	81300-MKK-D00	ZB			F-24	2
5	COVER SET, L. SIDE	83710-MKK-DA0	ZA			F-24	5
6	COVER SET, R. SIDE	83610-MKK-DA0	ZA			F-24	3
7	COWL SET, L. MIDDLE	64360-MKK-DA0	ZA			F-45	5
8	COWL SET, R. MIDDLE	64310-MKK-DA0	ZA			F-45	3
9	FENDER A SET, RR.	80100-MKK-D00	ZA			F-34	5
10	FENDER A SET, RR.	80100-MKK-HB0	ZA			F-34	5
11	FENDER SET, FR.	61000-MKK-DA1	ZA			F-10	2
12	GUARD, L. KNUCKLE	53185-MJP-G60	ZA			F-7-10	2
13	GUARD, R. KNUCKLE	53180-MJP-G60	ZA			F-7-10	1
14	HOLDER, L. PILLION STEP	50725-MKK-D00	ZB			F-30	19
15	HOLDER, R. PILLION STEP	50715-MKK-D00	ZB			F-30	15
16	MARK, HONDA	86101-MJP-G50	ZA			F-50-1	1
17	MARK, HONDA	86102-MJP-G50	ZA			F-50-1	2
18	PIPE COMP., R. LOWER	50170-MJP-G50	ZA			F-39	4
19	SEAT COMP., MAIN	77100-MJP-G51	ZA			F-23	3
20	SEAT COMP., PILLION	77300-MJP-DA0	ZB			F-23	10
21	STRIPE A, L. MIDDLE COWL	86642-MKK-DA0	ZA			F-50-1	10
22	STRIPE A, R. MIDDLE COWL	86641-MKK-DA0	ZA			F-50-1	9
23	STRIPE B, L. MIDDLE COWL	86644-MKK-DA0	ZA			F-50-1	12

CRF1000A (CRF1000AJ).....2FO,2GS

No.	MODEL		CRF1000AJ				
	WARNA		Pearl glare white	Model yang berlaku		No. blok yang berlaku	No.Ref.
	KODE		NH-B53P	Model pertama yang berlaku	Model akhir yang berlaku		
	Nama parts berwarna	No. dasar part	NHB53HA				
24	STRIPE B, R. MIDDLE COWL	86643-MKK-DA0	ZA			F-50-1	11
25	STRIPE, L. FR. FENDER	86612-MKK-DA1	ZA			F-50-1	8
26	STRIPE, L. FUEL TANK	86172-MJP-E50	ZA			F-50-1	4
27	STRIPE, L. SIDE COVER	86832-MKK-DA0	ZA			F-50-1	14
28	STRIPE, R. FR. FENDER	86611-MKK-DA1	ZA			F-50-1	7
29	STRIPE, R. FUEL TANK	86171-MJP-E50	ZA			F-50-1	3
30	STRIPE, R. SIDE COVER	86831-MKK-DA0	ZA			F-50-1	13
31	TANK ASSY., FUEL	17500-MJP-E50	ZA			F-21	11
32	WINDSCREEN SET	64250-MJP-G50	ZA			F-43	14

## CRF1000A (CRF1000AJ).....3ED,3KO,3U

No.	MODEL		CRF1000AJ				
	WARNA		Grand prix red	Model yang berlaku		No. blok yang berlaku	No.Ref.
	KODE		R-380	Model pertama yang berlaku	Model akhir yang berlaku		
	Nama parts berwarna	No. dasar part	R380B				
1	BODY COMP., FRAME	50100-MKK-D00	ZA			F-39	3
2	BRACKET COMP., L. STEP	50625-MKK-D00	ZB			F-30	10
3	BRACKET COMP., R. STEP	50615-MKK-D00	ZB			F-30	6
4	CARRIER ASSY., RR.	81300-MKK-D00	ZB			F-24	2
5	COVER SET, L. SIDE	83710-MKK-D00	ZA			F-24	5
6	COVER SET, R. SIDE	83610-MKK-D00	ZA			F-24	3
7	COWL SET, L. MIDDLE	64360-MKK-DL0	ZA			F-45	5
8	COWL SET, R. MIDDLE	64310-MKK-DL0	ZA			F-45	3
9	FENDER A SET, RR.	80100-MKK-D00	ZA			F-34	5
10	FENDER SET, FR.	61000-MKK-DL1	ZA			F-10	2
11	GUARD, L. KNUCKLE	53185-MJP-G60	ZB			F-7-10	2
12	GUARD, R. KNUCKLE	53180-MJP-G60	ZB			F-7-10	1
13	HOLDER, L. PILLION STEP	50725-MKK-D00	ZB			F-30	19
14	HOLDER, R. PILLION STEP	50715-MKK-D00	ZB			F-30	15
15	MARK, HONDA	86101-MJP-G50	ZA			F-50-2	1
16	MARK, HONDA	86102-MJP-G50	ZA			F-50-2	2
17	MARK, L. SIDE COVER	86832-MKK-D00	ZA			F-50-2	16
18	MARK, R. SIDE COVER	86831-MKK-D00	ZA			F-50-2	15
19	PIPE COMP., R. LOWER	50170-MJP-G50	ZA			F-39	4
20	SEAT COMP., MAIN	77100-MJP-F51	ZA			F-23	3
21	SEAT COMP., PILLION	77300-MJP-DA0	ZA			F-23	10
22	STRIPE A, L. FUEL TANK	86172-MKK-DL0	ZA			F-50-2	4
23	STRIPE A, L. MIDDLE COWL	86642-MKK-DL0	ZA			F-50-2	12

CRF1000A (CRF1000AJ).....3ED,3KO,3U

No.	MODEL		CRF1000AJ				
	WARNA		Grand prix red	Model yang berlaku		No. blok yang berlaku	No.Ref.
	KODE		R-380	Model pertama yang berlaku	Model akhir yang berlaku		
	Nama parts berwarna	No. dasar part	R380B				
24	STRIPE A, R. FUEL TANK	86171-MKK-DL0	ZA			F-50-2	3
25	STRIPE A, R. MIDDLE COWL	86641-MKK-DL0	ZA			F-50-2	11
26	STRIPE B, L. FUEL TANK	86174-MJP-F50	ZA			F-50-2	6
27	STRIPE B, L. MIDDLE COWL	86644-MKK-DL0	ZA			F-50-2	14
28	STRIPE B, R. FUEL TANK	86173-MJP-F50	ZA			F-50-2	5
29	STRIPE B, R. MIDDLE COWL	86643-MKK-DL0	ZA			F-50-2	13
30	STRIPE, L. FR. FENDER	86612-MKK-DL1	ZA			F-50-2	10
31	STRIPE, R. FR. FENDER	86611-MKK-DL1	ZA			F-50-2	9
32	TANK ASSY., FUEL	17500-MKK-DL0	ZA			F-21	11
33	WINDSCREEN SET	64250-MJP-G50	ZA			F-43	14

## CRF1000A (CRF1000AJ).....3FO,3GS

No.	MODEL		CRF1000AJ				
	WARNA		Grand prix red	Model yang berlaku		No. blok yang berlaku	No.Ref.
	KODE		R-380	Model pertama yang berlaku	Model akhir yang berlaku		
	Nama parts berwarna	No. dasar part	R380B				
1	BODY COMP., FRAME	50100-MKK-D00	ZA			F-39	3
2	BRACKET COMP., L. STEP	50625-MKK-D00	ZB			F-30	10
3	BRACKET COMP., R. STEP	50615-MKK-D00	ZB			F-30	6
4	CARRIER ASSY., RR.	81300-MKK-D00	ZB			F-24	2
5	COVER SET, L. SIDE	83710-MKK-D00	ZA			F-24	5
6	COVER SET, R. SIDE	83610-MKK-D00	ZA			F-24	3
7	COWL SET, L. MIDDLE	64360-MKK-DL0	ZA			F-45	5
8	COWL SET, R. MIDDLE	64310-MKK-DL0	ZA			F-45	3
9	FENDER A SET, RR.	80100-MKK-D00	ZA			F-34	5
10	FENDER A SET, RR.	80100-MKK-HB0	ZA			F-34	5
11	FENDER SET, FR.	61000-MKK-DL1	ZA			F-10	2
12	GUARD, L. KNUCKLE	53185-MJP-G60	ZB			F-7-10	2
13	GUARD, R. KNUCKLE	53180-MJP-G60	ZB			F-7-10	1
14	HOLDER, L. PILLION STEP	50725-MKK-D00	ZB			F-30	19
15	HOLDER, R. PILLION STEP	50715-MKK-D00	ZB			F-30	15
16	MARK, HONDA	86101-MJP-G50	ZA			F-50-2	1
17	MARK, HONDA	86102-MJP-G50	ZA			F-50-2	2
18	MARK, L. SIDE COVER	86832-MKK-D00	ZA			F-50-2	16
19	MARK, R. SIDE COVER	86831-MKK-D00	ZA			F-50-2	15
20	PIPE COMP., R. LOWER	50170-MJP-G50	ZA			F-39	4
21	SEAT COMP., MAIN	77100-MJP-F51	ZA			F-23	3
22	SEAT COMP., PILLION	77300-MJP-DA0	ZA			F-23	10
23	STRIPE A, L. FUEL TANK	86172-MKK-DL0	ZA			F-50-2	4

CRF1000A (CRF1000AJ).....3FO,3GS

No.	MODEL		CRF1000AJ				
	WARNA		Grand prix red	Model yang berlaku		No. blok yang berlaku	No.Ref.
	KODE		R-380	Model pertama yang berlaku	Model akhir yang berlaku		
	Nama parts berwarna	No. dasar part	R380B				
24	STRIPE A, L. MIDDLE COWL	86642-MKK-DL0	ZA			F-50-2	12
25	STRIPE A, R. FUEL TANK	86171-MKK-DL0	ZA			F-50-2	3
26	STRIPE A, R. MIDDLE COWL	86641-MKK-DL0	ZA			F-50-2	11
27	STRIPE B, L. FUEL TANK	86174-MJP-F50	ZA			F-50-2	6
28	STRIPE B, L. MIDDLE COWL	86644-MKK-DL0	ZA			F-50-2	14
29	STRIPE B, R. FUEL TANK	86173-MJP-F50	ZA			F-50-2	5
30	STRIPE B, R. MIDDLE COWL	86643-MKK-DL0	ZA			F-50-2	13
31	STRIPE, L. FR. FENDER	86612-MKK-DL1	ZA			F-50-2	10
32	STRIPE, R. FR. FENDER	86611-MKK-DL1	ZA			F-50-2	9
33	TANK ASSY., FUEL	17500-MKK-DL0	ZA			F-21	11
34	WINDSCREEN SET	64250-MJP-G50	ZA			F-43	14

## CRF1000A (CRF1000AJ).....ED,U

No.	MODEL		CRF1000AJ					No. blok yang berlaku	No.Ref.
	WARNA		Mat ballistic black metallic NH-A86M	Candy chromosphere red R-381C	Model yang berlaku				
	KODE		NHA86	R381	Model pertama yang berlaku	Model akhir yang berlaku			
	Nama parts berwarna	No. dasar part							
1	BODY COMP., FRAME	50100-MKK-D00	ZA	ZA			F-39	3	
2	BRACKET COMP., L. STEP	50625-MKK-D00	ZB	ZB			F-30	10	
3	BRACKET COMP., R. STEP	50615-MKK-D00	ZB	ZB			F-30	6	
4	CARRIER ASSY., RR.	81300-MKK-D00	ZA	ZA			F-24	2	
5	COVER SET, L. SIDE	83710-MKK-D00	ZB	ZC			F-24	5	
6	COVER SET, R. SIDE	83610-MKK-D00	ZB	ZC			F-24	3	
7	COWL SET, L. MIDDLE	64360-MKK-D00	ZA	ZB			F-45	5	
8	COWL SET, R. MIDDLE	64310-MKK-D00	ZA	ZB			F-45	3	
9	FENDER A SET, RR.	80100-MKK-D00	ZA	ZA			F-34	5	
10	GUARD, L. KNUCKLE	53185-MJP-G60	ZB	ZB			F-7-10	2	
11	GUARD, R. KNUCKLE	53180-MJP-G60	ZB	ZB			F-7-10	1	
12	HOLDER, L. PILLION STEP	50725-MKK-D00	ZB	ZB			F-30	19	
13	HOLDER, R. PILLION STEP	50715-MKK-D00	ZB	ZB			F-30	15	
14	MARK, HONDA	86101-MJP-G50	ZA	ZA			F-50	1	
15	MARK, HONDA	86102-MJP-G50	ZA	ZA			F-50	2	
16	MARK, L. MIDDLE COWL	86644-MKK-D00	ZA	ZB			F-50	8	
17	MARK, L. SIDE COVER	86832-MKK-D00	ZB	ZC			F-50	10	
18	MARK, R. MIDDLE COWL	86643-MKK-D00	ZA	ZB			F-50	7	
19	MARK, R. SIDE COVER	86831-MKK-D00	ZB	ZC			F-50	9	
20	PIPE COMP., R. LOWER	50170-MJP-G50	ZA	ZA			F-39	4	
21	SEAT COMP., MAIN	77100-MJP-G51	ZB	ZB			F-23	3	
22	SEAT COMP., PILLION	77300-MJP-DA0	ZC	ZC			F-23	10	
23	STRIPE, L. MIDDLE COWL	86642-MKK-D00	ZA	ZB			F-50	6	

CRF1000A (CRF1000AJ).....ED,U

No.	MODEL		CRF1000AJ					
	WARNA		Mat ballistic black metallic	Candy chromosphere red	Model yang berlaku		No. blok yang berlaku	No.Ref.
	KODE		NH-A86M	R-381C				
	Nama parts berwarna	No. dasar part	NHA86	R381	Model pertama yang berlaku	Model akhir yang berlaku		
24	STRIPE, R. MIDDLE COWL	86641-MKK-D00	ZA	ZB			F-50	5
25	TANK ASSY., FUEL	17500-MJP-G50	ZA	-			F-21	11
26	TANK ASSY., FUEL	17500-MKK-D00	-	ZA			F-21	11
27	WINDSCREEN SET	64250-MJP-G50	ZA	ZA			F-43	14



## CRF1000A (CRF1000AJ).....GS

No.	MODEL		CRF1000AJ				
	WARNA		Mat ballistic black metallic NH-A86M	Model yang berlaku		No. blok yang berlaku	No.Ref.
	KODE			Model pertama yang berlaku	Model akhir yang berlaku		
	Nama parts berwarna	No. dasar part	NHA86				
1	BODY COMP., FRAME	50100-MKK-D00	ZA			F-39	3
2	BRACKET COMP., L. STEP	50625-MKK-D00	ZB			F-30	10
3	BRACKET COMP., R. STEP	50615-MKK-D00	ZB			F-30	6
4	CARRIER ASSY., RR.	81300-MKK-D00	ZA			F-24	2
5	COVER SET, L. SIDE	83710-MKK-D00	ZB			F-24	5
6	COVER SET, R. SIDE	83610-MKK-D00	ZB			F-24	3
7	COWL SET, L. MIDDLE	64360-MKK-D00	ZA			F-45	5
8	COWL SET, R. MIDDLE	64310-MKK-D00	ZA			F-45	3
9	FENDER A SET, RR.	80100-MKK-D00	ZA			F-34	5
10	GUARD, L. KNUCKLE	53185-MJP-G60	ZB			F-7-10	2
11	GUARD, R. KNUCKLE	53180-MJP-G60	ZB			F-7-10	1
12	HOLDER, L. PILLION STEP	50725-MKK-D00	ZB			F-30	19
13	HOLDER, R. PILLION STEP	50715-MKK-D00	ZB			F-30	15
14	MARK, HONDA	86101-MJP-G50	ZA			F-50	1
15	MARK, HONDA	86102-MJP-G50	ZA			F-50	2
16	MARK, L. MIDDLE COWL	86644-MKK-D00	ZA			F-50	8
17	MARK, L. SIDE COVER	86832-MKK-D00	ZB			F-50	10
18	MARK, R. MIDDLE COWL	86643-MKK-D00	ZA			F-50	7
19	MARK, R. SIDE COVER	86831-MKK-D00	ZB			F-50	9
20	PIPE COMP., R. LOWER	50170-MJP-G50	ZA			F-39	4
21	SEAT COMP., MAIN	77100-MJP-G51	ZB			F-23	3
22	SEAT COMP., PILLION	77300-MJP-DA0	ZC			F-23	10
23	STRIPE, L. MIDDLE COWL	86642-MKK-D00	ZA			F-50	6

CRF1000A (CRF1000AJ).....GS

No.	MODEL		CRF1000AJ				
	WARNA		Mat ballistic black metallic NH-A86M	Model yang berlaku		No. blok yang berlaku	No.Ref.
	KODE			Model pertama yang berlaku	Model akhir yang berlaku		
	Nama parts berwarna	No. dasar part	NHA86				
24	STRIPE, R. MIDDLE COWL	86641-MKK-D00	ZA			F-50	5
25	TANK ASSY., FUEL	17500-MJP-G50	ZA			F-21	11
26	WINDSCREEN SET	64250-MJP-G50	ZA			F-43	14

## CRF1000A2 (CRF1000A2J).....4ED,4U

No.	MODEL		CRF1000A2J				
	WARNA		Pearl glare white	Model yang berlaku		No. blok yang berlaku	No.Ref.
	KODE		NH-B53P	Model pertama yang berlaku	Model akhir yang berlaku		
	Nama parts berwarna	No. dasar part	NHB53HB				
1	BODY COMP., FRAME	50100-MKK-D00	ZB			F-39	3
2	BRACKET COMP., L. STEP	50625-MKK-D00	ZB			F-30	10
3	BRACKET COMP., R. STEP	50615-MKK-D00	ZB			F-30	6
4	COWL SET, L. MIDDLE	64360-MKK-D20	ZA			F-45-1	7
5	COWL SET, L. RR. SIDE	83710-MKK-D20	ZA			F-24-1	13
6	COWL SET, R. MIDDLE	64310-MKK-D20	ZA			F-45-1	3
7	COWL SET, R. RR. SIDE	83600-MKK-D20	ZA			F-24-1	8
8	FENDER A SET, RR.	80100-MKK-D00	ZA			F-34	5
9	FENDER SET, FR.	61000-MKK-D21	ZA			F-10	2
10	GUARD, L. KNUCKLE	53185-MJP-G60	ZA			F-7-10	2
11	GUARD, R. KNUCKLE	53180-MJP-G60	ZA			F-7-10	1
12	HOLDER, L. PILLION STEP	50725-MKK-D00	ZB			F-30	19
13	HOLDER, R. PILLION STEP	50715-MKK-D00	ZB			F-30	15
14	LID SET, R. RR. SIDE	83630-MKK-D20	ZA			F-24-1	11
15	MARK, HONDA	86101-MJP-G50	ZA			F-50-3	1
16	MARK, HONDA	86102-MJP-G50	ZA			F-50-3	2
17	MARK, L. RR. SIDE COWL	86832-MKK-D20	ZA			F-50-3	19
18	MARK, R. RR. SIDE COWL	86831-MKK-D20	ZA			F-50-3	18
19	MARK, R. RR. SIDE LID	86833-MKK-D20	ZA			F-50-3	20
20	PIPE COMP., R. LOWER	50170-MJP-G50	ZC			F-39	4
21	SEAT COMP., MAIN	77600-MKK-D20	ZB			F-23	3
22	SEAT COMP., PILLION	77300-MKK-D21	ZA			F-23	10
23	STRIPE A, FUEL TANK	86171-MKK-D20	ZA			F-50-3	3

CRF1000A2 (CRF1000A2J).....4ED,4U

No.	MODEL		CRF1000A2J				
	WARNA		Pearl glare white	Model yang berlaku		No. blok yang berlaku	No.Ref.
	KODE		NH-B53P	Model pertama yang berlaku	Model akhir yang berlaku		
	Nama parts berwarna	No. dasar part	NHB53HB				
24	STRIPE A, L. MIDDLE COWL	86642-MKK-D20	ZA			F-50-3	11
25	STRIPE A, R. MIDDLE COWL	86641-MKK-D20	ZA			F-50-3	10
26	STRIPE B, L. FUEL TANK	86174-MKK-D20	ZA			F-50-3	5
27	STRIPE B, L. MIDDLE COWL	86644-MKK-D20	ZA			F-50-3	13
28	STRIPE B, R. FUEL TANK	86173-MKK-D20	ZA			F-50-3	4
29	STRIPE B, R. MIDDLE COWL	86643-MKK-D20	ZA			F-50-3	12
30	STRIPE C, L. MIDDLE COWL	86646-MKK-D20	ZA			F-50-3	15
31	STRIPE C, R. MIDDLE COWL	86645-MKK-D20	ZA			F-50-3	14
32	STRIPE D, L. MIDDLE COWL	86648-MKK-D20	ZA			F-50-3	17
33	STRIPE D, R. MIDDLE COWL	86647-MKK-D20	ZA			F-50-3	16
34	STRIPE, L. FR. FENDER	86612-MKK-D21	ZA			F-50-3	9
35	STRIPE, R. FR. FENDER	86611-MKK-D21	ZA			F-50-3	8
36	TANK ASSY., FUEL	17500-MKK-D20	ZA			F-21-1	11
37	WINDSCREEN SET	64250-MKK-D20	ZA			F-43	15



## CRF1000A2 (CRF1000A2J).....4GS

No.	MODEL		CRF1000A2J				
	WARNA		Pearl glare white	Model yang berlaku		No. blok yang berlaku	No.Ref.
	KODE		NH-B53P	Model pertama yang berlaku	Model akhir yang berlaku		
	Nama parts berwarna	No. dasar part	NHB53HB				
1	BODY COMP., FRAME	50100-MKK-D00	ZB			F-39	3
2	BRACKET COMP., L. STEP	50625-MKK-D00	ZB			F-30	10
3	BRACKET COMP., R. STEP	50615-MKK-D00	ZB			F-30	6
4	COWL SET, L. MIDDLE	64360-MKK-D20	ZA			F-45-1	7
5	COWL SET, L. RR. SIDE	83710-MKK-D20	ZA			F-24-1	13
6	COWL SET, R. MIDDLE	64310-MKK-D20	ZA			F-45-1	3
7	COWL SET, R. RR. SIDE	83600-MKK-D20	ZA			F-24-1	8
8	FENDER A SET, RR.	80100-MKK-D00	ZA			F-34	5
9	FENDER SET, FR.	61000-MKK-D21	ZA			F-10	2
10	GUARD, L. KNUCKLE	53185-MJP-G60	ZA			F-7-10	2
11	GUARD, R. KNUCKLE	53180-MJP-G60	ZA			F-7-10	1
12	HOLDER, L. PILLION STEP	50725-MKK-D00	ZB			F-30	19
13	HOLDER, R. PILLION STEP	50715-MKK-D00	ZB			F-30	15
14	LID SET, R. RR. SIDE	83630-MKK-D20	ZA			F-24-1	11
15	MARK, HONDA	86101-MJP-G50	ZA			F-50-3	1
16	MARK, HONDA	86102-MJP-G50	ZA			F-50-3	2
17	MARK, L. RR. SIDE COWL	86832-MKK-D20	ZA			F-50-3	19
18	MARK, R. RR. SIDE COWL	86831-MKK-D20	ZA			F-50-3	18
19	MARK, R. RR. SIDE LID	86833-MKK-D20	ZA			F-50-3	20
20	PIPE COMP., R. LOWER	50170-MJP-G50	ZC			F-39	4
21	SEAT COMP., MAIN	77600-MKK-D20	ZB			F-23	3
22	SEAT COMP., PILLION	77300-MKK-D21	ZA			F-23	10
23	STRIPE A, FUEL TANK	86171-MKK-D20	ZA			F-50-3	3

CRF1000A2 (CRF1000A2J).....4GS

No.	MODEL		CRF1000A2J				
	WARNA		Pearl glare white	Model yang berlaku		No. blok yang berlaku	No.Ref.
	KODE		NH-B53P	Model pertama yang berlaku	Model akhir yang berlaku		
	Nama parts berwarna	No. dasar part	NHB53HB				
24	STRIPE A, L. MIDDLE COWL	86642-MKK-D20	ZA			F-50-3	11
25	STRIPE A, R. MIDDLE COWL	86641-MKK-D20	ZA			F-50-3	10
26	STRIPE B, L. FUEL TANK	86174-MKK-D20	ZA			F-50-3	5
27	STRIPE B, L. MIDDLE COWL	86644-MKK-D20	ZA			F-50-3	13
28	STRIPE B, R. FUEL TANK	86173-MKK-D20	ZA			F-50-3	4
29	STRIPE B, R. MIDDLE COWL	86643-MKK-D20	ZA			F-50-3	12
30	STRIPE C, L. MIDDLE COWL	86646-MKK-D20	ZA			F-50-3	15
31	STRIPE C, R. MIDDLE COWL	86645-MKK-D20	ZA			F-50-3	14
32	STRIPE D, L. MIDDLE COWL	86648-MKK-D20	ZA			F-50-3	17
33	STRIPE D, R. MIDDLE COWL	86647-MKK-D20	ZA			F-50-3	16
34	STRIPE, L. FR. FENDER	86612-MKK-D21	ZA			F-50-3	9
35	STRIPE, R. FR. FENDER	86611-MKK-D21	ZA			F-50-3	8
36	TANK ASSY., FUEL	17500-MKK-D20	ZA			F-21-1	11
37	WINDSCREEN SET	64250-MKK-D20	ZA			F-43	15



## CRF1000AL (CRF1000ALJ).....2TH

No.	MODEL		CRF1000ALJ				No. blok yang berlaku	No.Ref.
	WARNA		Pearl glare white	Model yang berlaku				
	KODE		NH-B53P	Model pertama yang berlaku	Model akhir yang berlaku			
	Nama parts berwarna	No. dasar part	NHB53HA					
1	BODY COMP., FRAME	50100-MKK-D00	ZA			F-39	3	
2	BRACKET COMP., L. STEP	50625-MKK-D00	ZB			F-30	10	
3	BRACKET COMP., R. STEP	50615-MKK-D00	ZB			F-30	6	
4	CARRIER ASSY., RR.	81300-MKK-D00	ZB			F-24	2	
5	COVER SET, L. SIDE	83710-MKK-DA0	ZA			F-24	5	
6	COVER SET, R. SIDE	83610-MKK-DA0	ZA			F-24	3	
7	COWL SET, L. MIDDLE	64360-MKK-DA0	ZA			F-45	5	
8	COWL SET, R. MIDDLE	64310-MKK-DA0	ZA			F-45	3	
9	CUSHION ASSY., RR.	52400-MKK-T11	ZB			F-33	1	
10	FENDER A SET, RR.	80100-MKK-D00	ZA			F-34	5	
11	FENDER SET, FR.	61000-MKK-DA1	ZA			F-10	2	
12	GUARD, L. KNUCKLE	53185-MJP-G60	ZA			F-7-10	2	
13	GUARD, R. KNUCKLE	53180-MJP-G60	ZA			F-7-10	1	
14	HOLDER, L. PILLION STEP	50725-MKK-D00	ZB			F-30	19	
15	HOLDER, R. PILLION STEP	50715-MKK-D00	ZB			F-30	15	
16	LABEL, HELMET INFORMATION	87700-KPP-T01	ZA			F-49	19	
17	MARK, HONDA	86101-MJP-G50	ZA			F-50-1	1	
18	MARK, HONDA	86102-MJP-G50	ZA			F-50-1	2	
19	PIPE COMP., R. LOWER	50170-MJP-G50	ZA			F-39	4	
20	SEAT COMP., MAIN	77100-MJP-G51	ZA			F-23	3	
21	SEAT COMP., PILLION	77300-MJP-DA0	ZB			F-23	10	
22	STRIPE A, L. MIDDLE COWL	86642-MKK-DA0	ZA			F-50-1	10	
23	STRIPE A, R. MIDDLE COWL	86641-MKK-DA0	ZA			F-50-1	9	

CRF1000AL (CRF1000ALJ).....2TH

No.	MODEL		CRF1000ALJ				
	WARNA		Pearl glare white	Model yang berlaku		No. blok yang berlaku	No.Ref.
	KODE		NH-B53P				
	Nama parts berwarna	No. dasar part	NHB53HA	Model pertama yang berlaku	Model akhir yang berlaku		
24	STRIPE B, L. MIDDLE COWL	86644-MKK-DA0	ZA			F-50-1	12
25	STRIPE B, R. MIDDLE COWL	86643-MKK-DA0	ZA			F-50-1	11
26	STRIPE, L. FR. FENDER	86612-MKK-DA1	ZA			F-50-1	8
27	STRIPE, L. FUEL TANK	86172-MJP-E50	ZA			F-50-1	4
28	STRIPE, L. SIDE COVER	86832-MKK-DA0	ZA			F-50-1	14
29	STRIPE, R. FR. FENDER	86611-MKK-DA1	ZA			F-50-1	7
30	STRIPE, R. FUEL TANK	86171-MJP-E50	ZA			F-50-1	3
31	STRIPE, R. SIDE COVER	86831-MKK-DA0	ZA			F-50-1	13
32	TANK ASSY., FUEL	17500-MJP-E50	ZA			F-21	11
33	WINDSCREEN SET	64250-MJP-G50	ZA			F-43	14

## CRF1000AL (CRF1000ALJ).....3IN,3MA

No.	MODEL		CRF1000ALJ				
	WARNA		Grand prix red	Model yang berlaku		No. blok yang berlaku	No.Ref.
	KODE		R-380	Model pertama yang berlaku	Model akhir yang berlaku		
	Nama parts berwarna	No. dasar part	R380B				
1	BODY COMP., FRAME	50100-MKK-D00	ZA			F-39	3
2	BRACKET COMP., L. STEP	50625-MKK-D00	ZB			F-30	10
3	BRACKET COMP., R. STEP	50615-MKK-D00	ZB			F-30	6
4	CARRIER ASSY., RR.	81300-MKK-D00	ZB			F-24	2
5	COVER SET, L. SIDE	83710-MKK-D00	ZA			F-24	5
6	COVER SET, R. SIDE	83610-MKK-D00	ZA			F-24	3
7	COWL SET, L. MIDDLE	64360-MKK-DL0	ZA			F-45	5
8	COWL SET, R. MIDDLE	64310-MKK-DL0	ZA			F-45	3
9	CUSHION ASSY., RR.	52400-MKK-305	ZB			F-33	1
10	CUSHION ASSY., RR.	52400-MKK-MM1	ZB			F-33	1
11	FENDER A SET, RR.	80100-MKK-D00	ZA			F-34	5
12	FENDER SET, FR.	61000-MKK-DL1	ZA			F-10	2
13	GUARD, L. KNUCKLE	53185-MJP-G60	ZB			F-7-10	2
14	GUARD, R. KNUCKLE	53180-MJP-G60	ZB			F-7-10	1
15	HOLDER, L. PILLION STEP	50725-MKK-D00	ZB			F-30	19
16	HOLDER, R. PILLION STEP	50715-MKK-D00	ZB			F-30	15
17	MARK, HONDA	86101-MJP-G50	ZA			F-50-2	1
18	MARK, HONDA	86102-MJP-G50	ZA			F-50-2	2
19	MARK, L. SIDE COVER	86832-MKK-D00	ZA			F-50-2	16
20	MARK, R. SIDE COVER	86831-MKK-D00	ZA			F-50-2	15
21	PIPE COMP., R. LOWER	50170-MJP-G50	ZA			F-39	4
22	SEAT COMP., MAIN	77100-MJP-F51	ZA			F-23	3
23	SEAT COMP., PILLION	77300-MJP-DA0	ZA			F-23	10

CRF1000AL (CRF1000ALJ).....3IN,3MA

No.	MODEL		CRF1000ALJ				
	WARNA		Grand prix red	Model yang berlaku		No. blok yang berlaku	No.Ref.
	KODE		R-380				
	Nama parts berwarna	No. dasar part	R380B	Model pertama yang berlaku	Model akhir yang berlaku		
24	STRIPE A, L. FUEL TANK	86172-MKK-DL0	ZA			F-50-2	4
25	STRIPE A, L. MIDDLE COWL	86642-MKK-DL0	ZA			F-50-2	12
26	STRIPE A, R. FUEL TANK	86171-MKK-DL0	ZA			F-50-2	3
27	STRIPE A, R. MIDDLE COWL	86641-MKK-DL0	ZA			F-50-2	11
28	STRIPE B, L. FUEL TANK	86174-MJP-F50	ZA			F-50-2	6
29	STRIPE B, L. MIDDLE COWL	86644-MKK-DL0	ZA			F-50-2	14
30	STRIPE B, R. FUEL TANK	86173-MJP-F50	ZA			F-50-2	5
31	STRIPE B, R. MIDDLE COWL	86643-MKK-DL0	ZA			F-50-2	13
32	STRIPE, L. FR. FENDER	86612-MKK-DL1	ZA			F-50-2	10
33	STRIPE, R. FR. FENDER	86611-MKK-DL1	ZA			F-50-2	9
34	TANK ASSY., FUEL	17500-MKK-DL0	ZA			F-21	11
35	WINDSCREEN SET	64250-MJP-G50	ZA			F-43	14

## CRF1000AL (CRF1000ALJ).....3TH

No.	MODEL		CRF1000ALJ				
	WARNA		Grand prix red	Model yang berlaku		No. blok yang berlaku	No.Ref.
	KODE		R-380	Model pertama yang berlaku	Model akhir yang berlaku		
	Nama parts berwarna	No. dasar part	R380B				
1	BODY COMP., FRAME	50100-MKK-D00	ZA			F-39	3
2	BRACKET COMP., L. STEP	50625-MKK-D00	ZB			F-30	10
3	BRACKET COMP., R. STEP	50615-MKK-D00	ZB			F-30	6
4	CARRIER ASSY., RR.	81300-MKK-D00	ZB			F-24	2
5	COVER SET, L. SIDE	83710-MKK-D00	ZA			F-24	5
6	COVER SET, R. SIDE	83610-MKK-D00	ZA			F-24	3
7	COWL SET, L. MIDDLE	64360-MKK-DL0	ZA			F-45	5
8	COWL SET, R. MIDDLE	64310-MKK-DL0	ZA			F-45	3
9	CUSHION ASSY., RR.	52400-MKK-T11	ZC			F-33	1
10	FENDER A SET, RR.	80100-MKK-D00	ZA			F-34	5
11	FENDER SET, FR.	61000-MKK-DL1	ZA			F-10	2
12	GUARD, L. KNUCKLE	53185-MJP-G60	ZB			F-7-10	2
13	GUARD, R. KNUCKLE	53180-MJP-G60	ZB			F-7-10	1
14	HOLDER, L. PILLION STEP	50725-MKK-D00	ZB			F-30	19
15	HOLDER, R. PILLION STEP	50715-MKK-D00	ZB			F-30	15
16	LABEL, HELMET INFORMATION	87700-KPP-T01	ZA			F-49	19
17	MARK, HONDA	86101-MJP-G50	ZA			F-50-2	1
18	MARK, HONDA	86102-MJP-G50	ZA			F-50-2	2
19	MARK, L. SIDE COVER	86832-MKK-D00	ZA			F-50-2	16
20	MARK, R. SIDE COVER	86831-MKK-D00	ZA			F-50-2	15
21	PIPE COMP., R. LOWER	50170-MJP-G50	ZA			F-39	4
22	SEAT COMP., MAIN	77100-MJP-F51	ZA			F-23	3
23	SEAT COMP., PILLION	77300-MJP-DA0	ZA			F-23	10

CRF1000AL (CRF1000ALJ).....3TH

No.	MODEL		CRF1000ALJ				
	WARNA		Grand prix red	Model yang berlaku		No. blok yang berlaku	No.Ref.
	KODE		R-380	Model pertama yang berlaku	Model akhir yang berlaku		
	Nama parts berwarna	No. dasar part	R380B				
24	STRIPE A, L. FUEL TANK	86172-MKK-DL0	ZA			F-50-2	4
25	STRIPE A, L. MIDDLE COWL	86642-MKK-DL0	ZA			F-50-2	12
26	STRIPE A, R. FUEL TANK	86171-MKK-DL0	ZA			F-50-2	3
27	STRIPE A, R. MIDDLE COWL	86641-MKK-DL0	ZA			F-50-2	11
28	STRIPE B, L. FUEL TANK	86174-MJP-F50	ZA			F-50-2	6
29	STRIPE B, L. MIDDLE COWL	86644-MKK-DL0	ZA			F-50-2	14
30	STRIPE B, R. FUEL TANK	86173-MJP-F50	ZA			F-50-2	5
31	STRIPE B, R. MIDDLE COWL	86643-MKK-DL0	ZA			F-50-2	13
32	STRIPE, L. FR. FENDER	86612-MKK-DL1	ZA			F-50-2	10
33	STRIPE, R. FR. FENDER	86611-MKK-DL1	ZA			F-50-2	9
34	TANK ASSY., FUEL	17500-MKK-DL0	ZA			F-21	11
35	WINDSCREEN SET	64250-MJP-G50	ZA			F-43	14



## CRF1000AL (CRF1000ALJ).....TH

No.	MODEL		CRF1000ALJ				
	WARNA		Mat ballistic black metallic NH-A86M	Model yang berlaku		No. blok yang berlaku	No.Ref.
	KODE			Model pertama yang berlaku	Model akhir yang berlaku		
	Nama parts berwarna	No. dasar part	NHA86				
1	BODY COMP., FRAME	50100-MKK-D00	ZA			F-39	3
2	BRACKET COMP., L. STEP	50625-MKK-D00	ZB			F-30	10
3	BRACKET COMP., R. STEP	50615-MKK-D00	ZB			F-30	6
4	CARRIER ASSY., RR.	81300-MKK-D00	ZA			F-24	2
5	COVER SET, L. SIDE	83710-MKK-D00	ZB			F-24	5
6	COVER SET, R. SIDE	83610-MKK-D00	ZB			F-24	3
7	COWL SET, L. MIDDLE	64360-MKK-D00	ZA			F-45	5
8	COWL SET, R. MIDDLE	64310-MKK-D00	ZA			F-45	3
9	CUSHION ASSY., RR.	52400-MKK-T11	ZC			F-33	1
10	FENDER A SET, RR.	80100-MKK-D00	ZA			F-34	5
11	GUARD, L. KNUCKLE	53185-MJP-G60	ZB			F-7-10	2
12	GUARD, R. KNUCKLE	53180-MJP-G60	ZB			F-7-10	1
13	HOLDER, L. PILLION STEP	50725-MKK-D00	ZB			F-30	19
14	HOLDER, R. PILLION STEP	50715-MKK-D00	ZB			F-30	15
15	LABEL, HELMET INFORMATION	87700-KPP-T01	ZA			F-49	19
16	MARK, HONDA	86101-MJP-G50	ZA			F-50	1
17	MARK, HONDA	86102-MJP-G50	ZA			F-50	2
18	MARK, L. MIDDLE COWL	86644-MKK-D00	ZA			F-50	8
19	MARK, L. SIDE COVER	86832-MKK-D00	ZB			F-50	10
20	MARK, R. MIDDLE COWL	86643-MKK-D00	ZA			F-50	7
21	MARK, R. SIDE COVER	86831-MKK-D00	ZB			F-50	9
22	PIPE COMP., R. LOWER	50170-MJP-G50	ZA			F-39	4
23	SEAT COMP., MAIN	77100-MJP-G51	ZB			F-23	3

CRF1000AL (CRF1000ALJ).....TH

No.	MODEL		CRF1000ALJ				
	WARNA		Mat ballistic black metallic NH-A86M	Model yang berlaku		No. blok yang berlaku	No.Ref.
	KODE			Model pertama yang berlaku	Model akhir yang berlaku		
	Nama parts berwarna	No. dasar part	NHA86				
24	SEAT COMP., PILLION	77300-MJP-DA0	ZC			F-23	10
25	STRIPE, L. MIDDLE COWL	86642-MKK-D00	ZA			F-50	6
26	STRIPE, R. MIDDLE COWL	86641-MKK-D00	ZA			F-50	5
27	TANK ASSY., FUEL	17500-MJP-G50	ZA			F-21	11
28	WINDSCREEN SET	64250-MJP-G50	ZA			F-43	14

## CRF1000AL2 (CRF1000AL2J).....4MA

No.	MODEL		CRF1000AL2J				
	WARNA		Pearl glare white	Model yang berlaku		No. blok yang berlaku	No.Ref.
	KODE		NH-B53P	Model pertama yang berlaku	Model akhir yang berlaku		
	Nama parts berwarna	No. dasar part	NHB53HB				
1	BODY COMP., FRAME	50100-MKK-D00	ZB			F-39	3
2	BRACKET COMP., L. STEP	50625-MKK-D00	ZB			F-30	10
3	BRACKET COMP., R. STEP	50615-MKK-D00	ZB			F-30	6
4	COWL SET, L. MIDDLE	64360-MKK-D20	ZA			F-45-1	7
5	COWL SET, L. RR. SIDE	83710-MKK-D20	ZA			F-24-1	13
6	COWL SET, R. MIDDLE	64310-MKK-D20	ZA			F-45-1	3
7	COWL SET, R. RR. SIDE	83600-MKK-D20	ZA			F-24-1	8
8	CUSHION ASSY., RR.	52400-MKK-MM1	ZA			F-33	1
9	FENDER A SET, RR.	80100-MKK-D00	ZA			F-34	5
10	FENDER SET, FR.	61000-MKK-D21	ZA			F-10	2
11	GUARD, L. KNUCKLE	53185-MJP-G60	ZA			F-7-10	2
12	GUARD, R. KNUCKLE	53180-MJP-G60	ZA			F-7-10	1
13	HOLDER, L. PILLION STEP	50725-MKK-D00	ZB			F-30	19
14	HOLDER, R. PILLION STEP	50715-MKK-D00	ZB			F-30	15
15	LID SET, R. RR. SIDE	83630-MKK-D20	ZA			F-24-1	11
16	MARK, HONDA	86101-MJP-G50	ZA			F-50-3	1
17	MARK, HONDA	86102-MJP-G50	ZA			F-50-3	2
18	MARK, L. RR. SIDE COWL	86832-MKK-D20	ZA			F-50-3	19
19	MARK, R. RR. SIDE COWL	86831-MKK-D20	ZA			F-50-3	18
20	MARK, R. RR. SIDE LID	86833-MKK-D20	ZA			F-50-3	20
21	PIPE COMP., R. LOWER	50170-MJP-G50	ZC			F-39	4
22	SEAT COMP., MAIN	77600-MKK-D20	ZB			F-23	3
23	SEAT COMP., PILLION	77300-MKK-D21	ZA			F-23	10

CRF1000AL2 (CRF1000AL2J).....4MA

No.	MODEL		CRF1000AL2J				
	WARNA		Pearl glare white	Model yang berlaku		No. blok yang berlaku	No.Ref.
	KODE		NH-B53P	Model pertama yang berlaku	Model akhir yang berlaku		
	Nama parts berwarna	No. dasar part	NHB53HB				
24	STRIPE A, FUEL TANK	86171-MKK-D20	ZA			F-50-3	3
25	STRIPE A, L. MIDDLE COWL	86642-MKK-D20	ZA			F-50-3	11
26	STRIPE A, R. MIDDLE COWL	86641-MKK-D20	ZA			F-50-3	10
27	STRIPE B, L. FUEL TANK	86174-MKK-D20	ZA			F-50-3	5
28	STRIPE B, L. MIDDLE COWL	86644-MKK-D20	ZA			F-50-3	13
29	STRIPE B, R. FUEL TANK	86173-MKK-D20	ZA			F-50-3	4
30	STRIPE B, R. MIDDLE COWL	86643-MKK-D20	ZA			F-50-3	12
31	STRIPE C, L. MIDDLE COWL	86646-MKK-D20	ZA			F-50-3	15
32	STRIPE C, R. MIDDLE COWL	86645-MKK-D20	ZA			F-50-3	14
33	STRIPE D, L. MIDDLE COWL	86648-MKK-D20	ZA			F-50-3	17
34	STRIPE D, R. MIDDLE COWL	86647-MKK-D20	ZA			F-50-3	16
35	STRIPE, L. FR. FENDER	86612-MKK-D21	ZA			F-50-3	9
36	STRIPE, R. FR. FENDER	86611-MKK-D21	ZA			F-50-3	8
37	TANK ASSY., FUEL	17500-MKK-D20	ZA			F-21-1	11
38	WINDSCREEN SET	64250-MKK-D20	ZA			F-43	15

## CRF1000AL2 (CRF1000AL2J).....4TH

No.	MODEL		CRF1000AL2J				
	WARNA		Pearl glare white	Model yang berlaku		No. blok yang berlaku	No.Ref.
	KODE		NH-B53P	Model pertama yang berlaku	Model akhir yang berlaku		
	Nama parts berwarna	No. dasar part	NHB53HB				
1	BODY COMP., FRAME	50100-MKK-D00	ZB			F-39	3
2	BRACKET COMP., L. STEP	50625-MKK-D00	ZB			F-30	10
3	BRACKET COMP., R. STEP	50615-MKK-D00	ZB			F-30	6
4	COWL SET, L. MIDDLE	64360-MKK-D20	ZA			F-45-1	7
5	COWL SET, L. RR. SIDE	83710-MKK-D20	ZA			F-24-1	13
6	COWL SET, R. MIDDLE	64310-MKK-D20	ZA			F-45-1	3
7	COWL SET, R. RR. SIDE	83600-MKK-D20	ZA			F-24-1	8
8	CUSHION ASSY., RR.	52400-MKK-T11	ZA			F-33	1
9	FENDER A SET, RR.	80100-MKK-D00	ZA			F-34	5
10	FENDER SET, FR.	61000-MKK-D21	ZA			F-10	2
11	GUARD, L. KNUCKLE	53185-MJP-G60	ZA			F-7-10	2
12	GUARD, R. KNUCKLE	53180-MJP-G60	ZA			F-7-10	1
13	HOLDER, L. PILLION STEP	50725-MKK-D00	ZB			F-30	19
14	HOLDER, R. PILLION STEP	50715-MKK-D00	ZB			F-30	15
15	LABEL, HELMET INFORMATION	87700-KPP-T01	ZA			F-49-1	23
16	LID SET, R. RR. SIDE	83630-MKK-D20	ZA			F-24-1	11
17	MARK, HONDA	86101-MJP-G50	ZA			F-50-3	1
18	MARK, HONDA	86102-MJP-G50	ZA			F-50-3	2
19	MARK, L. RR. SIDE COWL	86832-MKK-D20	ZA			F-50-3	19
20	MARK, R. RR. SIDE COWL	86831-MKK-D20	ZA			F-50-3	18
21	MARK, R. RR. SIDE LID	86833-MKK-D20	ZA			F-50-3	20
22	PIPE COMP., R. LOWER	50170-MJP-G50	ZC			F-39	4
23	SEAT COMP., MAIN	77600-MKK-D20	ZB			F-23	3

CRF1000AL2 (CRF1000AL2J).....4TH

No.	MODEL		CRF1000AL2J				
	WARNA		Pearl glare white	Model yang berlaku		No. blok yang berlaku	No.Ref.
	KODE		NH-B53P	Model pertama yang berlaku	Model akhir yang berlaku		
	Nama parts berwarna	No. dasar part	NHB53HB				
24	SEAT COMP., PILLION	77300-MKK-D21	ZA			F-23	10
25	STRIPE A, FUEL TANK	86171-MKK-D20	ZA			F-50-3	3
26	STRIPE A, L. MIDDLE COWL	86642-MKK-D20	ZA			F-50-3	11
27	STRIPE A, R. MIDDLE COWL	86641-MKK-D20	ZA			F-50-3	10
28	STRIPE B, L. FUEL TANK	86174-MKK-D20	ZA			F-50-3	5
29	STRIPE B, L. MIDDLE COWL	86644-MKK-D20	ZA			F-50-3	13
30	STRIPE B, R. FUEL TANK	86173-MKK-D20	ZA			F-50-3	4
31	STRIPE B, R. MIDDLE COWL	86643-MKK-D20	ZA			F-50-3	12
32	STRIPE C, L. MIDDLE COWL	86646-MKK-D20	ZA			F-50-3	15
33	STRIPE C, R. MIDDLE COWL	86645-MKK-D20	ZA			F-50-3	14
34	STRIPE D, L. MIDDLE COWL	86648-MKK-D20	ZA			F-50-3	17
35	STRIPE D, R. MIDDLE COWL	86647-MKK-D20	ZA			F-50-3	16
36	STRIPE, L. FR. FENDER	86612-MKK-D21	ZA			F-50-3	9
37	STRIPE, R. FR. FENDER	86611-MKK-D21	ZA			F-50-3	8
38	TANK ASSY., FUEL	17500-MKK-D20	ZA			F-21-1	11
39	WINDSCREEN SET	64250-MKK-D20	ZA			F-43	15

## CRF1000D (CRF1000DJ).....2ED,2KO,2U

No.	MODEL		CRF1000DJ				
	WARNA		Pearl glare white	Model yang berlaku		No. blok yang berlaku	No.Ref.
	KODE		NH-B53P	Model pertama yang berlaku	Model akhir yang berlaku		
	Nama parts berwarna	No. dasar part	NHB53HA				
1	BODY COMP., FRAME	50100-MKK-D00	ZA			F-39	3
2	BRACKET COMP., L. STEP	50625-MKK-D00	ZB			F-30	10
3	BRACKET COMP., R. STEP	50615-MKK-D00	ZB			F-30	6
4	CARRIER ASSY., RR.	81300-MKK-D00	ZB			F-24	2
5	COVER SET, L. SIDE	83710-MKK-DA0	ZA			F-24	5
6	COVER SET, R. SIDE	83610-MKK-DA0	ZA			F-24	3
7	COWL SET, L. MIDDLE	64360-MKK-DA0	ZA			F-45	5
8	COWL SET, R. MIDDLE	64310-MKK-DA0	ZA			F-45	3
9	FENDER A SET, RR.	80100-MKK-D00	ZA			F-34	5
10	FENDER SET, FR.	61000-MKK-DA1	ZA			F-10	2
11	GUARD, L. KNUCKLE	53185-MJP-G60	ZA			F-7-10	2
12	GUARD, R. KNUCKLE	53180-MJP-G60	ZA			F-7-10	1
13	HOLDER, L. PILLION STEP	50725-MKK-D00	ZB			F-30	19
14	HOLDER, R. PILLION STEP	50715-MKK-D00	ZB			F-30	15
15	MARK, HONDA	86101-MJP-G50	ZA			F-50-1	1
16	MARK, HONDA	86102-MJP-G50	ZA			F-50-1	2
17	PIPE COMP., R. LOWER	50170-MJP-G50	ZA			F-39	4
18	SEAT COMP., MAIN	77100-MJP-G51	ZA			F-23	3
19	SEAT COMP., PILLION	77300-MJP-DA0	ZB			F-23	10
20	STRIPE A, L. MIDDLE COWL	86642-MKK-DA0	ZA			F-50-1	10
21	STRIPE A, R. MIDDLE COWL	86641-MKK-DA0	ZA			F-50-1	9
22	STRIPE B, L. MIDDLE COWL	86644-MKK-DA0	ZA			F-50-1	12
23	STRIPE B, R. MIDDLE COWL	86643-MKK-DA0	ZA			F-50-1	11

CRF1000D (CRF1000DJ).....2ED,2KO,2U

No.	MODEL		CRF1000DJ				
	WARNA		Pearl glare white	Model yang berlaku		No. blok yang berlaku	No.Ref.
	KODE		NH-B53P				
	Nama parts berwarna	No. dasar part	NHB53HA	Model pertama yang berlaku	Model akhir yang berlaku		
24	STRIPE, L. FR. FENDER	86612-MKK-DA1	ZA			F-50-1	8
25	STRIPE, L. FUEL TANK	86172-MJP-E50	ZA			F-50-1	4
26	STRIPE, L. SIDE COVER	86832-MKK-DA0	ZA			F-50-1	14
27	STRIPE, R. FR. FENDER	86611-MKK-DA1	ZA			F-50-1	7
28	STRIPE, R. FUEL TANK	86171-MJP-E50	ZA			F-50-1	3
29	STRIPE, R. SIDE COVER	86831-MKK-DA0	ZA			F-50-1	13
30	TANK ASSY., FUEL	17500-MJP-E50	ZA			F-21	11
31	WINDSCREEN SET	64250-MJP-G50	ZA			F-43	14

## CRF1000D (CRF1000DJ).....2GS

No.	MODEL		CRF1000DJ				
	WARNA		Pearl glare white	Model yang berlaku		No. blok yang berlaku	No.Ref.
	KODE		NH-B53P	Model pertama yang berlaku	Model akhir yang berlaku		
	Nama parts berwarna	No. dasar part	NHB53HA				
1	BODY COMP., FRAME	50100-MKK-D00	ZA			F-39	3
2	BRACKET COMP., L. STEP	50625-MKK-D00	ZB			F-30	10
3	BRACKET COMP., R. STEP	50615-MKK-D00	ZB			F-30	6
4	CARRIER ASSY., RR.	81300-MKK-D00	ZB			F-24	2
5	COVER SET, L. SIDE	83710-MKK-DA0	ZA			F-24	5
6	COVER SET, R. SIDE	83610-MKK-DA0	ZA			F-24	3
7	COWL SET, L. MIDDLE	64360-MKK-DA0	ZA			F-45	5
8	COWL SET, R. MIDDLE	64310-MKK-DA0	ZA			F-45	3
9	FENDER A SET, RR.	80100-MKK-D00	ZA			F-34	5
10	FENDER SET, FR.	61000-MKK-DA1	ZA			F-10	2
11	GUARD, L. KNUCKLE	53185-MJP-G60	ZA			F-7-10	2
12	GUARD, R. KNUCKLE	53180-MJP-G60	ZA			F-7-10	1
13	HOLDER, L. PILLION STEP	50725-MKK-D00	ZB			F-30	19
14	HOLDER, R. PILLION STEP	50715-MKK-D00	ZB			F-30	15
15	MARK, HONDA	86101-MJP-G50	ZA			F-50-1	1
16	MARK, HONDA	86102-MJP-G50	ZA			F-50-1	2
17	PIPE COMP., R. LOWER	50170-MJP-G50	ZA			F-39	4
18	SEAT COMP., MAIN	77100-MJP-G51	ZA			F-23	3
19	SEAT COMP., PILLION	77300-MJP-DA0	ZB			F-23	10
20	STRIPE A, L. MIDDLE COWL	86642-MKK-DA0	ZA			F-50-1	10
21	STRIPE A, R. MIDDLE COWL	86641-MKK-DA0	ZA			F-50-1	9
22	STRIPE B, L. MIDDLE COWL	86644-MKK-DA0	ZA			F-50-1	12
23	STRIPE B, R. MIDDLE COWL	86643-MKK-DA0	ZA			F-50-1	11

CRF1000D (CRF1000DJ).....2GS

No.	MODEL		CRF1000DJ				
	WARNA		Pearl glare white	Model yang berlaku		No. blok yang berlaku	No.Ref.
	KODE		NH-B53P				
	Nama parts berwarna	No. dasar part	NHB53HA	Model pertama yang berlaku	Model akhir yang berlaku		
24	STRIPE, L. FR. FENDER	86612-MKK-DA1	ZA			F-50-1	8
25	STRIPE, L. FUEL TANK	86172-MJP-E50	ZA			F-50-1	4
26	STRIPE, L. SIDE COVER	86832-MKK-DA0	ZA			F-50-1	14
27	STRIPE, R. FR. FENDER	86611-MKK-DA1	ZA			F-50-1	7
28	STRIPE, R. FUEL TANK	86171-MJP-E50	ZA			F-50-1	3
29	STRIPE, R. SIDE COVER	86831-MKK-DA0	ZA			F-50-1	13
30	TANK ASSY., FUEL	17500-MJP-E50	ZA			F-21	11
31	WINDSCREEN SET	64250-MJP-G50	ZA			F-43	14



## CRF1000D (CRF1000DJ).....3ED,3KO,3U

No.	MODEL		CRF1000DJ				
	WARNA		Grand prix red	Model yang berlaku		No. blok yang berlaku	No.Ref.
	KODE		R-380	Model pertama yang berlaku	Model akhir yang berlaku		
	Nama parts berwarna	No. dasar part	R380B				
1	BODY COMP., FRAME	50100-MKK-D00	ZA			F-39	3
2	BRACKET COMP., L. STEP	50625-MKK-D00	ZB			F-30	10
3	BRACKET COMP., R. STEP	50615-MKK-D00	ZB			F-30	6
4	CARRIER ASSY., RR.	81300-MKK-D00	ZB			F-24	2
5	COVER SET, L. SIDE	83710-MKK-D00	ZA			F-24	5
6	COVER SET, R. SIDE	83610-MKK-D00	ZA			F-24	3
7	COWL SET, L. MIDDLE	64360-MKK-DL0	ZA			F-45	5
8	COWL SET, R. MIDDLE	64310-MKK-DL0	ZA			F-45	3
9	FENDER A SET, RR.	80100-MKK-D00	ZA			F-34	5
10	FENDER SET, FR.	61000-MKK-DL1	ZA			F-10	2
11	GUARD, L. KNUCKLE	53185-MJP-G60	ZB			F-7-10	2
12	GUARD, R. KNUCKLE	53180-MJP-G60	ZB			F-7-10	1
13	HOLDER, L. PILLION STEP	50725-MKK-D00	ZB			F-30	19
14	HOLDER, R. PILLION STEP	50715-MKK-D00	ZB			F-30	15
15	MARK, HONDA	86101-MJP-G50	ZA			F-50-2	1
16	MARK, HONDA	86102-MJP-G50	ZA			F-50-2	2
17	MARK, L. SIDE COVER	86832-MKK-D00	ZA			F-50-2	16
18	MARK, R. SIDE COVER	86831-MKK-D00	ZA			F-50-2	15
19	PIPE COMP., R. LOWER	50170-MJP-G50	ZA			F-39	4
20	SEAT COMP., MAIN	77100-MJP-F51	ZA			F-23	3
21	SEAT COMP., PILLION	77300-MJP-DA0	ZA			F-23	10
22	STRIPE A, L. FUEL TANK	86172-MKK-DL0	ZA			F-50-2	4
23	STRIPE A, L. MIDDLE COWL	86642-MKK-DL0	ZA			F-50-2	12

CRF1000D (CRF1000DJ).....3ED,3KO,3U

No.	MODEL		CRF1000DJ				
	WARNA		Grand prix red	Model yang berlaku		No. blok yang berlaku	No.Ref.
	KODE		R-380	Model pertama yang berlaku	Model akhir yang berlaku		
	Nama parts berwarna	No. dasar part	R380B				
24	STRIPE A, R. FUEL TANK	86171-MKK-DL0	ZA			F-50-2	3
25	STRIPE A, R. MIDDLE COWL	86641-MKK-DL0	ZA			F-50-2	11
26	STRIPE B, L. FUEL TANK	86174-MJP-F50	ZA			F-50-2	6
27	STRIPE B, L. MIDDLE COWL	86644-MKK-DL0	ZA			F-50-2	14
28	STRIPE B, R. FUEL TANK	86173-MJP-F50	ZA			F-50-2	5
29	STRIPE B, R. MIDDLE COWL	86643-MKK-DL0	ZA			F-50-2	13
30	STRIPE, L. FR. FENDER	86612-MKK-DL1	ZA			F-50-2	10
31	STRIPE, R. FR. FENDER	86611-MKK-DL1	ZA			F-50-2	9
32	TANK ASSY., FUEL	17500-MKK-DL0	ZA			F-21	11
33	WINDSCREEN SET	64250-MJP-G50	ZA			F-43	14

## CRF1000D (CRF1000DJ).....3GS

No.	MODEL		CRF1000DJ				
	WARNA		Grand prix red	Model yang berlaku		No. blok yang berlaku	No.Ref.
	KODE		R-380	Model pertama yang berlaku	Model akhir yang berlaku		
	Nama parts berwarna	No. dasar part	R380B				
1	BODY COMP., FRAME	50100-MKK-D00	ZA			F-39	3
2	BRACKET COMP., L. STEP	50625-MKK-D00	ZB			F-30	10
3	BRACKET COMP., R. STEP	50615-MKK-D00	ZB			F-30	6
4	CARRIER ASSY., RR.	81300-MKK-D00	ZB			F-24	2
5	COVER SET, L. SIDE	83710-MKK-D00	ZA			F-24	5
6	COVER SET, R. SIDE	83610-MKK-D00	ZA			F-24	3
7	COWL SET, L. MIDDLE	64360-MKK-DL0	ZA			F-45	5
8	COWL SET, R. MIDDLE	64310-MKK-DL0	ZA			F-45	3
9	FENDER A SET, RR.	80100-MKK-D00	ZA			F-34	5
10	FENDER SET, FR.	61000-MKK-DL1	ZA			F-10	2
11	GUARD, L. KNUCKLE	53185-MJP-G60	ZB			F-7-10	2
12	GUARD, R. KNUCKLE	53180-MJP-G60	ZB			F-7-10	1
13	HOLDER, L. PILLION STEP	50725-MKK-D00	ZB			F-30	19
14	HOLDER, R. PILLION STEP	50715-MKK-D00	ZB			F-30	15
15	MARK, HONDA	86101-MJP-G50	ZA			F-50-2	1
16	MARK, HONDA	86102-MJP-G50	ZA			F-50-2	2
17	MARK, L. SIDE COVER	86832-MKK-D00	ZA			F-50-2	16
18	MARK, R. SIDE COVER	86831-MKK-D00	ZA			F-50-2	15
19	PIPE COMP., R. LOWER	50170-MJP-G50	ZA			F-39	4
20	SEAT COMP., MAIN	77100-MJP-F51	ZA			F-23	3
21	SEAT COMP., PILLION	77300-MJP-DA0	ZA			F-23	10
22	STRIPE A, L. FUEL TANK	86172-MKK-DL0	ZA			F-50-2	4
23	STRIPE A, L. MIDDLE COWL	86642-MKK-DL0	ZA			F-50-2	12

CRF1000D (CRF1000DJ).....3GS

No.	MODEL		CRF1000DJ				
	WARNA		Grand prix red	Model yang berlaku		No. blok yang berlaku	No.Ref.
	KODE		R-380				
	Nama parts berwarna	No. dasar part	R380B	Model pertama yang berlaku	Model akhir yang berlaku		
24	STRIPE A, R. FUEL TANK	86171-MKK-DL0	ZA			F-50-2	3
25	STRIPE A, R. MIDDLE COWL	86641-MKK-DL0	ZA			F-50-2	11
26	STRIPE B, L. FUEL TANK	86174-MJP-F50	ZA			F-50-2	6
27	STRIPE B, L. MIDDLE COWL	86644-MKK-DL0	ZA			F-50-2	14
28	STRIPE B, R. FUEL TANK	86173-MJP-F50	ZA			F-50-2	5
29	STRIPE B, R. MIDDLE COWL	86643-MKK-DL0	ZA			F-50-2	13
30	STRIPE, L. FR. FENDER	86612-MKK-DL1	ZA			F-50-2	10
31	STRIPE, R. FR. FENDER	86611-MKK-DL1	ZA			F-50-2	9
32	TANK ASSY., FUEL	17500-MKK-DL0	ZA			F-21	11
33	WINDSCREEN SET	64250-MJP-G50	ZA			F-43	14



## CRF1000D (CRF1000DJ).....ED,U

No.	MODEL		CRF1000DJ					No. blok yang berlaku	No.Ref.
	WARNA		Mat ballistic black metallic NH-A86M	Candy chromosphere red R-381C	Model yang berlaku				
	KODE		NHA86	R381	Model pertama yang berlaku	Model akhir yang berlaku			
	Nama parts berwarna	No. dasar part							
1	BODY COMP., FRAME	50100-MKK-D00	ZA	ZA			F-39	3	
2	BRACKET COMP., L. STEP	50625-MKK-D00	ZB	ZB			F-30	10	
3	BRACKET COMP., R. STEP	50615-MKK-D00	ZB	ZB			F-30	6	
4	CARRIER ASSY., RR.	81300-MKK-D00	ZA	ZA			F-24	2	
5	COVER SET, L. SIDE	83710-MKK-D00	ZB	ZC			F-24	5	
6	COVER SET, R. SIDE	83610-MKK-D00	ZB	ZC			F-24	3	
7	COWL SET, L. MIDDLE	64360-MKK-D00	ZA	ZB			F-45	5	
8	COWL SET, R. MIDDLE	64310-MKK-D00	ZA	ZB			F-45	3	
9	FENDER A SET, RR.	80100-MKK-D00	ZA	ZA			F-34	5	
10	GUARD, L. KNUCKLE	53185-MJP-G60	ZB	ZB			F-7-10	2	
11	GUARD, R. KNUCKLE	53180-MJP-G60	ZB	ZB			F-7-10	1	
12	HOLDER, L. PILLION STEP	50725-MKK-D00	ZB	ZB			F-30	19	
13	HOLDER, R. PILLION STEP	50715-MKK-D00	ZB	ZB			F-30	15	
14	MARK, HONDA	86101-MJP-G50	ZA	ZA			F-50	1	
15	MARK, HONDA	86102-MJP-G50	ZA	ZA			F-50	2	
16	MARK, L. MIDDLE COWL	86644-MKK-D00	ZA	ZB			F-50	8	
17	MARK, L. SIDE COVER	86832-MKK-D00	ZB	ZC			F-50	10	
18	MARK, R. MIDDLE COWL	86643-MKK-D00	ZA	ZB			F-50	7	
19	MARK, R. SIDE COVER	86831-MKK-D00	ZB	ZC			F-50	9	
20	PIPE COMP., R. LOWER	50170-MJP-G50	ZA	ZA			F-39	4	
21	SEAT COMP., MAIN	77100-MJP-G51	ZB	ZB			F-23	3	
22	SEAT COMP., PILLION	77300-MJP-DA0	ZC	ZC			F-23	10	
23	STRIPE, L. MIDDLE COWL	86642-MKK-D00	ZA	ZB			F-50	6	

CRF1000D (CRF1000DJ).....ED,U

No.	MODEL		CRF1000DJ					
	WARNA		Mat ballistic black metallic	Candy chromosphere red	Model yang berlaku		No. blok yang berlaku	No.Ref.
	KODE		NH-A86M	R-381C				
	Nama parts berwarna	No. dasar part	NHA86	R381	Model pertama yang berlaku	Model akhir yang berlaku		
24	STRIPE, R. MIDDLE COWL	86641-MKK-D00	ZA	ZB			F-50	5
25	TANK ASSY., FUEL	17500-MJP-G50	ZA	-			F-21	11
26	TANK ASSY., FUEL	17500-MKK-D00	-	ZA			F-21	11
27	WINDSCREEN SET	64250-MJP-G50	ZA	ZA			F-43	14



## CRF1000D (CRF1000DJ).....GS

No.	MODEL		CRF1000DJ				
	WARNA		Mat ballistic black metallic NH-A86M	Model yang berlaku		No. blok yang berlaku	No.Ref.
	KODE			Model pertama yang berlaku	Model akhir yang berlaku		
	Nama parts berwarna	No. dasar part	NHA86				
1	BODY COMP., FRAME	50100-MKK-D00	ZA			F-39	3
2	BRACKET COMP., L. STEP	50625-MKK-D00	ZB			F-30	10
3	BRACKET COMP., R. STEP	50615-MKK-D00	ZB			F-30	6
4	CARRIER ASSY., RR.	81300-MKK-D00	ZA			F-24	2
5	COVER SET, L. SIDE	83710-MKK-D00	ZB			F-24	5
6	COVER SET, R. SIDE	83610-MKK-D00	ZB			F-24	3
7	COWL SET, L. MIDDLE	64360-MKK-D00	ZA			F-45	5
8	COWL SET, R. MIDDLE	64310-MKK-D00	ZA			F-45	3
9	FENDER A SET, RR.	80100-MKK-D00	ZA			F-34	5
10	GUARD, L. KNUCKLE	53185-MJP-G60	ZB			F-7-10	2
11	GUARD, R. KNUCKLE	53180-MJP-G60	ZB			F-7-10	1
12	HOLDER, L. PILLION STEP	50725-MKK-D00	ZB			F-30	19
13	HOLDER, R. PILLION STEP	50715-MKK-D00	ZB			F-30	15
14	MARK, HONDA	86101-MJP-G50	ZA			F-50	1
15	MARK, HONDA	86102-MJP-G50	ZA			F-50	2
16	MARK, L. MIDDLE COWL	86644-MKK-D00	ZA			F-50	8
17	MARK, L. SIDE COVER	86832-MKK-D00	ZB			F-50	10
18	MARK, R. MIDDLE COWL	86643-MKK-D00	ZA			F-50	7
19	MARK, R. SIDE COVER	86831-MKK-D00	ZB			F-50	9
20	PIPE COMP., R. LOWER	50170-MJP-G50	ZA			F-39	4
21	SEAT COMP., MAIN	77100-MJP-G51	ZB			F-23	3
22	SEAT COMP., PILLION	77300-MJP-DA0	ZC			F-23	10
23	STRIPE, L. MIDDLE COWL	86642-MKK-D00	ZA			F-50	6

CRF1000D (CRF1000DJ).....GS

No.	MODEL		CRF1000DJ				
	WARNA		Mat ballistic black metallic NH-A86M	Model yang berlaku		No. blok yang berlaku	No.Ref.
	KODE			Model pertama yang berlaku	Model akhir yang berlaku		
	Nama parts berwarna	No. dasar part	NHA86				
24	STRIPE, R. MIDDLE COWL	86641-MKK-D00	ZA			F-50	5
25	TANK ASSY., FUEL	17500-MJP-G50	ZA			F-21	11
26	WINDSCREEN SET	64250-MJP-G50	ZA			F-43	14

## CRF1000D2 (CRF1000D2J).....4ED,4KO,4U

No.	MODEL		CRF1000D2J				
	WARNA		Pearl glare white	Model yang berlaku		No. blok yang berlaku	No.Ref.
	KODE		NH-B53P	Model pertama yang berlaku	Model akhir yang berlaku		
	Nama parts berwarna	No. dasar part	NHB53HB				
1	BODY COMP., FRAME	50100-MKK-D00	ZB			F-39	3
2	BRACKET COMP., L. STEP	50625-MKK-D00	ZB			F-30	10
3	BRACKET COMP., R. STEP	50615-MKK-D00	ZB			F-30	6
4	COWL SET, L. MIDDLE	64360-MKK-D20	ZA			F-45-1	7
5	COWL SET, L. RR. SIDE	83710-MKK-D20	ZA			F-24-1	13
6	COWL SET, R. MIDDLE	64310-MKK-D20	ZA			F-45-1	3
7	COWL SET, R. RR. SIDE	83600-MKK-D20	ZA			F-24-1	8
8	FENDER A SET, RR.	80100-MKK-D00	ZA			F-34	5
9	FENDER SET, FR.	61000-MKK-D21	ZA			F-10	2
10	GUARD, L. KNUCKLE	53185-MJP-G60	ZA			F-7-10	2
11	GUARD, R. KNUCKLE	53180-MJP-G60	ZA			F-7-10	1
12	HOLDER, L. PILLION STEP	50725-MKK-D00	ZB			F-30	19
13	HOLDER, R. PILLION STEP	50715-MKK-D00	ZB			F-30	15
14	LID SET, R. RR. SIDE	83630-MKK-D20	ZA			F-24-1	11
15	MARK, HONDA	86101-MJP-G50	ZA			F-50-3	1
16	MARK, HONDA	86102-MJP-G50	ZA			F-50-3	2
17	MARK, L. RR. SIDE COWL	86832-MKK-D20	ZA			F-50-3	19
18	MARK, R. RR. SIDE COWL	86831-MKK-D20	ZA			F-50-3	18
19	MARK, R. RR. SIDE LID	86833-MKK-D20	ZA			F-50-3	20
20	PIPE COMP., R. LOWER	50170-MJP-G50	ZC			F-39	4
21	SEAT COMP., MAIN	77600-MKK-D20	ZB			F-23	3
22	SEAT COMP., PILLION	77300-MKK-D21	ZA			F-23	10
23	STRIPE A, FUEL TANK	86171-MKK-D20	ZA			F-50-3	3

CRF1000D2 (CRF1000D2J).....4ED,4KO,4U

No.	MODEL		CRF1000D2J				
	WARNA		Pearl glare white	Model yang berlaku		No. blok yang berlaku	No.Ref.
	KODE		NH-B53P	Model pertama yang berlaku	Model akhir yang berlaku		
	Nama parts berwarna	No. dasar part	NHB53HB				
24	STRIPE A, L. MIDDLE COWL	86642-MKK-D20	ZA			F-50-3	11
25	STRIPE A, R. MIDDLE COWL	86641-MKK-D20	ZA			F-50-3	10
26	STRIPE B, L. FUEL TANK	86174-MKK-D20	ZA			F-50-3	5
27	STRIPE B, L. MIDDLE COWL	86644-MKK-D20	ZA			F-50-3	13
28	STRIPE B, R. FUEL TANK	86173-MKK-D20	ZA			F-50-3	4
29	STRIPE B, R. MIDDLE COWL	86643-MKK-D20	ZA			F-50-3	12
30	STRIPE C, L. MIDDLE COWL	86646-MKK-D20	ZA			F-50-3	15
31	STRIPE C, R. MIDDLE COWL	86645-MKK-D20	ZA			F-50-3	14
32	STRIPE D, L. MIDDLE COWL	86648-MKK-D20	ZA			F-50-3	17
33	STRIPE D, R. MIDDLE COWL	86647-MKK-D20	ZA			F-50-3	16
34	STRIPE, L. FR. FENDER	86612-MKK-D21	ZA			F-50-3	9
35	STRIPE, R. FR. FENDER	86611-MKK-D21	ZA			F-50-3	8
36	TANK ASSY., FUEL	17500-MKK-D70	ZA			F-21-1	11
37	WINDSCREEN SET	64250-MKK-D20	ZA			F-43	15

## CRF1000D2 (CRF1000D2J).....4GS

No.	MODEL		CRF1000D2J				
	WARNA		Pearl glare white	Model yang berlaku		No. blok yang berlaku	No.Ref.
	KODE		NH-B53P	Model pertama yang berlaku	Model akhir yang berlaku		
	Nama parts berwarna	No. dasar part	NHB53HB				
1	BODY COMP., FRAME	50100-MKK-D00	ZB			F-39	3
2	BRACKET COMP., L. STEP	50625-MKK-D00	ZB			F-30	10
3	BRACKET COMP., R. STEP	50615-MKK-D00	ZB			F-30	6
4	COWL SET, L. MIDDLE	64360-MKK-D20	ZA			F-45-1	7
5	COWL SET, L. RR. SIDE	83710-MKK-D20	ZA			F-24-1	13
6	COWL SET, R. MIDDLE	64310-MKK-D20	ZA			F-45-1	3
7	COWL SET, R. RR. SIDE	83600-MKK-D20	ZA			F-24-1	8
8	FENDER A SET, RR.	80100-MKK-D00	ZA			F-34	5
9	FENDER SET, FR.	61000-MKK-D21	ZA			F-10	2
10	GUARD, L. KNUCKLE	53185-MJP-G60	ZA			F-7-10	2
11	GUARD, R. KNUCKLE	53180-MJP-G60	ZA			F-7-10	1
12	HOLDER, L. PILLION STEP	50725-MKK-D00	ZB			F-30	19
13	HOLDER, R. PILLION STEP	50715-MKK-D00	ZB			F-30	15
14	LID SET, R. RR. SIDE	83630-MKK-D20	ZA			F-24-1	11
15	MARK, HONDA	86101-MJP-G50	ZA			F-50-3	1
16	MARK, HONDA	86102-MJP-G50	ZA			F-50-3	2
17	MARK, L. RR. SIDE COWL	86832-MKK-D20	ZA			F-50-3	19
18	MARK, R. RR. SIDE COWL	86831-MKK-D20	ZA			F-50-3	18
19	MARK, R. RR. SIDE LID	86833-MKK-D20	ZA			F-50-3	20
20	PIPE COMP., R. LOWER	50170-MJP-G50	ZC			F-39	4
21	SEAT COMP., MAIN	77600-MKK-D20	ZB			F-23	3
22	SEAT COMP., PILLION	77300-MKK-D21	ZA			F-23	10
23	STRIPE A, FUEL TANK	86171-MKK-D20	ZA			F-50-3	3

CRF1000D2 (CRF1000D2J).....4GS

No.	MODEL		CRF1000D2J				
	WARNA		Pearl glare white	Model yang berlaku		No. blok yang berlaku	No.Ref.
	KODE		NH-B53P	Model pertama yang berlaku	Model akhir yang berlaku		
	Nama parts berwarna	No. dasar part	NHB53HB				
24	STRIPE A, L. MIDDLE COWL	86642-MKK-D20	ZA			F-50-3	11
25	STRIPE A, R. MIDDLE COWL	86641-MKK-D20	ZA			F-50-3	10
26	STRIPE B, L. FUEL TANK	86174-MKK-D20	ZA			F-50-3	5
27	STRIPE B, L. MIDDLE COWL	86644-MKK-D20	ZA			F-50-3	13
28	STRIPE B, R. FUEL TANK	86173-MKK-D20	ZA			F-50-3	4
29	STRIPE B, R. MIDDLE COWL	86643-MKK-D20	ZA			F-50-3	12
30	STRIPE C, L. MIDDLE COWL	86646-MKK-D20	ZA			F-50-3	15
31	STRIPE C, R. MIDDLE COWL	86645-MKK-D20	ZA			F-50-3	14
32	STRIPE D, L. MIDDLE COWL	86648-MKK-D20	ZA			F-50-3	17
33	STRIPE D, R. MIDDLE COWL	86647-MKK-D20	ZA			F-50-3	16
34	STRIPE, L. FR. FENDER	86612-MKK-D21	ZA			F-50-3	9
35	STRIPE, R. FR. FENDER	86611-MKK-D21	ZA			F-50-3	8
36	TANK ASSY., FUEL	17500-MKK-D70	ZA			F-21-1	11
37	WINDSCREEN SET	64250-MKK-D20	ZA			F-43	15



## CRF1000DL (CRF1000DLj).....2TH

No.	MODEL		CRF1000DLJ				
	WARNA		Pearl glare white	Model yang berlaku		No. blok yang berlaku	No.Ref.
	KODE		NH-B53P	Model pertama yang berlaku	Model akhir yang berlaku		
	Nama parts berwarna	No. dasar part	NHB53HA				
1	BODY COMP., FRAME	50100-MKK-D00	ZA			F-39	3
2	BRACKET COMP., L. STEP	50625-MKK-D00	ZB			F-30	10
3	BRACKET COMP., R. STEP	50615-MKK-D00	ZB			F-30	6
4	CARRIER ASSY., RR.	81300-MKK-D00	ZB			F-24	2
5	COVER SET, L. SIDE	83710-MKK-DA0	ZA			F-24	5
6	COVER SET, R. SIDE	83610-MKK-DA0	ZA			F-24	3
7	COWL SET, L. MIDDLE	64360-MKK-DA0	ZA			F-45	5
8	COWL SET, R. MIDDLE	64310-MKK-DA0	ZA			F-45	3
9	CUSHION ASSY., RR.	52400-MKK-T11	ZB			F-33	1
10	FENDER A SET, RR.	80100-MKK-D00	ZA			F-34	5
11	FENDER SET, FR.	61000-MKK-DA1	ZA			F-10	2
12	GUARD, L. KNUCKLE	53185-MJP-G60	ZA			F-7-10	2
13	GUARD, R. KNUCKLE	53180-MJP-G60	ZA			F-7-10	1
14	HOLDER, L. PILLION STEP	50725-MKK-D00	ZB			F-30	19
15	HOLDER, R. PILLION STEP	50715-MKK-D00	ZB			F-30	15
16	LABEL, HELMET INFORMATION	87700-KPP-T01	ZA			F-49	19
17	MARK, HONDA	86101-MJP-G50	ZA			F-50-1	1
18	MARK, HONDA	86102-MJP-G50	ZA			F-50-1	2
19	PIPE COMP., R. LOWER	50170-MJP-G50	ZA			F-39	4
20	SEAT COMP., MAIN	77100-MJP-G51	ZA			F-23	3
21	SEAT COMP., PILLION	77300-MJP-DA0	ZB			F-23	10
22	STRIPE A, L. MIDDLE COWL	86642-MKK-DA0	ZA			F-50-1	10
23	STRIPE A, R. MIDDLE COWL	86641-MKK-DA0	ZA			F-50-1	9

CRF1000DL (CRF1000DLj).....2TH

No.	MODEL		CRF1000DLJ				
	WARNA		Pearl glare white	Model yang berlaku		No. blok yang berlaku	No.Ref.
	KODE		NH-B53P	Model pertama yang berlaku	Model akhir yang berlaku		
	Nama parts berwarna	No. dasar part	NHB53HA				
24	STRIPE B, L. MIDDLE COWL	86644-MKK-DA0	ZA			F-50-1	12
25	STRIPE B, R. MIDDLE COWL	86643-MKK-DA0	ZA			F-50-1	11
26	STRIPE, L. FR. FENDER	86612-MKK-DA1	ZA			F-50-1	8
27	STRIPE, L. FUEL TANK	86172-MJP-E50	ZA			F-50-1	4
28	STRIPE, L. SIDE COVER	86832-MKK-DA0	ZA			F-50-1	14
29	STRIPE, R. FR. FENDER	86611-MKK-DA1	ZA			F-50-1	7
30	STRIPE, R. FUEL TANK	86171-MJP-E50	ZA			F-50-1	3
31	STRIPE, R. SIDE COVER	86831-MKK-DA0	ZA			F-50-1	13
32	TANK ASSY., FUEL	17500-MJP-E50	ZA			F-21	11
33	WINDSCREEN SET	64250-MJP-G50	ZA			F-43	14



## CRF1000DL (CRF1000DLj).....3IN,3MA

No.	MODEL		CRF1000DLJ				
	WARNA		Grand prix red	Model yang berlaku		No. blok yang berlaku	No.Ref.
	KODE		R-380	Model pertama yang berlaku	Model akhir yang berlaku		
	Nama parts berwarna	No. dasar part	R380B				
1	BODY COMP., FRAME	50100-MKK-D00	ZA			F-39	3
2	BRACKET COMP., L. STEP	50625-MKK-D00	ZB			F-30	10
3	BRACKET COMP., R. STEP	50615-MKK-D00	ZB			F-30	6
4	CARRIER ASSY., RR.	81300-MKK-D00	ZB			F-24	2
5	COVER SET, L. SIDE	83710-MKK-D00	ZA			F-24	5
6	COVER SET, R. SIDE	83610-MKK-D00	ZA			F-24	3
7	COWL SET, L. MIDDLE	64360-MKK-DL0	ZA			F-45	5
8	COWL SET, R. MIDDLE	64310-MKK-DL0	ZA			F-45	3
9	CUSHION ASSY., RR.	52400-MKK-305	ZB			F-33	1
10	CUSHION ASSY., RR.	52400-MKK-MM1	ZB			F-33	1
11	FENDER A SET, RR.	80100-MKK-D00	ZA			F-34	5
12	FENDER SET, FR.	61000-MKK-DL1	ZA			F-10	2
13	GUARD, L. KNUCKLE	53185-MJP-G60	ZB			F-7-10	2
14	GUARD, R. KNUCKLE	53180-MJP-G60	ZB			F-7-10	1
15	HOLDER, L. PILLION STEP	50725-MKK-D00	ZB			F-30	19
16	HOLDER, R. PILLION STEP	50715-MKK-D00	ZB			F-30	15
17	MARK, HONDA	86101-MJP-G50	ZA			F-50-2	1
18	MARK, HONDA	86102-MJP-G50	ZA			F-50-2	2
19	MARK, L. SIDE COVER	86832-MKK-D00	ZA			F-50-2	16
20	MARK, R. SIDE COVER	86831-MKK-D00	ZA			F-50-2	15
21	PIPE COMP., R. LOWER	50170-MJP-G50	ZA			F-39	4
22	SEAT COMP., MAIN	77100-MJP-F51	ZA			F-23	3
23	SEAT COMP., PILLION	77300-MJP-DA0	ZA			F-23	10

CRF1000DL (CRF1000DLJ).....3IN,3MA

No.	MODEL		CRF1000DLJ				
	WARNA		Grand prix red	Model yang berlaku		No. blok yang berlaku	No.Ref.
	KODE		R-380				
	Nama parts berwarna	No. dasar part	R380B	Model pertama yang berlaku	Model akhir yang berlaku		
24	STRIPE A, L. FUEL TANK	86172-MKK-DL0	ZA			F-50-2	4
25	STRIPE A, L. MIDDLE COWL	86642-MKK-DL0	ZA			F-50-2	12
26	STRIPE A, R. FUEL TANK	86171-MKK-DL0	ZA			F-50-2	3
27	STRIPE A, R. MIDDLE COWL	86641-MKK-DL0	ZA			F-50-2	11
28	STRIPE B, L. FUEL TANK	86174-MJP-F50	ZA			F-50-2	6
29	STRIPE B, L. MIDDLE COWL	86644-MKK-DL0	ZA			F-50-2	14
30	STRIPE B, R. FUEL TANK	86173-MJP-F50	ZA			F-50-2	5
31	STRIPE B, R. MIDDLE COWL	86643-MKK-DL0	ZA			F-50-2	13
32	STRIPE, L. FR. FENDER	86612-MKK-DL1	ZA			F-50-2	10
33	STRIPE, R. FR. FENDER	86611-MKK-DL1	ZA			F-50-2	9
34	TANK ASSY., FUEL	17500-MKK-DL0	ZA			F-21	11
35	WINDSCREEN SET	64250-MJP-G50	ZA			F-43	14

## CRF1000DL (CRF1000DLj).....3TH

No.	MODEL		CRF1000DLJ				
	WARNA		Grand prix red	Model yang berlaku		No. blok yang berlaku	No.Ref.
	KODE		R-380	Model pertama yang berlaku	Model akhir yang berlaku		
	Nama parts berwarna	No. dasar part	R380B				
1	BODY COMP., FRAME	50100-MKK-D00	ZA			F-39	3
2	BRACKET COMP., L. STEP	50625-MKK-D00	ZB			F-30	10
3	BRACKET COMP., R. STEP	50615-MKK-D00	ZB			F-30	6
4	CARRIER ASSY., RR.	81300-MKK-D00	ZB			F-24	2
5	COVER SET, L. SIDE	83710-MKK-D00	ZA			F-24	5
6	COVER SET, R. SIDE	83610-MKK-D00	ZA			F-24	3
7	COWL SET, L. MIDDLE	64360-MKK-DL0	ZA			F-45	5
8	COWL SET, R. MIDDLE	64310-MKK-DL0	ZA			F-45	3
9	CUSHION ASSY., RR.	52400-MKK-T11	ZC			F-33	1
10	FENDER A SET, RR.	80100-MKK-D00	ZA			F-34	5
11	FENDER SET, FR.	61000-MKK-DL1	ZA			F-10	2
12	GUARD, L. KNUCKLE	53185-MJP-G60	ZB			F-7-10	2
13	GUARD, R. KNUCKLE	53180-MJP-G60	ZB			F-7-10	1
14	HOLDER, L. PILLION STEP	50725-MKK-D00	ZB			F-30	19
15	HOLDER, R. PILLION STEP	50715-MKK-D00	ZB			F-30	15
16	LABEL, HELMET INFORMATION	87700-KPP-T01	ZA			F-49	19
17	MARK, HONDA	86101-MJP-G50	ZA			F-50-2	1
18	MARK, HONDA	86102-MJP-G50	ZA			F-50-2	2
19	MARK, L. SIDE COVER	86832-MKK-D00	ZA			F-50-2	16
20	MARK, R. SIDE COVER	86831-MKK-D00	ZA			F-50-2	15
21	PIPE COMP., R. LOWER	50170-MJP-G50	ZA			F-39	4
22	SEAT COMP., MAIN	77100-MJP-F51	ZA			F-23	3
23	SEAT COMP., PILLION	77300-MJP-DA0	ZA			F-23	10

CRF1000DL (CRF1000DLj).....3TH

No.	MODEL		CRF1000DLJ				
	WARNA		Grand prix red	Model yang berlaku		No. blok yang berlaku	No.Ref.
	KODE		R-380				
	Nama parts berwarna	No. dasar part	R380B	Model pertama yang berlaku	Model akhir yang berlaku		
24	STRIPE A, L. FUEL TANK	86172-MKK-DL0	ZA			F-50-2	4
25	STRIPE A, L. MIDDLE COWL	86642-MKK-DL0	ZA			F-50-2	12
26	STRIPE A, R. FUEL TANK	86171-MKK-DL0	ZA			F-50-2	3
27	STRIPE A, R. MIDDLE COWL	86641-MKK-DL0	ZA			F-50-2	11
28	STRIPE B, L. FUEL TANK	86174-MJP-F50	ZA			F-50-2	6
29	STRIPE B, L. MIDDLE COWL	86644-MKK-DL0	ZA			F-50-2	14
30	STRIPE B, R. FUEL TANK	86173-MJP-F50	ZA			F-50-2	5
31	STRIPE B, R. MIDDLE COWL	86643-MKK-DL0	ZA			F-50-2	13
32	STRIPE, L. FR. FENDER	86612-MKK-DL1	ZA			F-50-2	10
33	STRIPE, R. FR. FENDER	86611-MKK-DL1	ZA			F-50-2	9
34	TANK ASSY., FUEL	17500-MKK-DL0	ZA			F-21	11
35	WINDSCREEN SET	64250-MJP-G50	ZA			F-43	14

## CRF1000DL (CRF1000DLj).....TH

No.	MODEL		CRF1000DLJ				
	WARNA		Mat ballistic black metallic NH-A86M	Model yang berlaku		No. blok yang berlaku	No.Ref.
	KODE			Model pertama yang berlaku	Model akhir yang berlaku		
	Nama parts berwarna	No. dasar part	NHA86				
1	BODY COMP., FRAME	50100-MKK-D00	ZA			F-39	3
2	BRACKET COMP., L. STEP	50625-MKK-D00	ZB			F-30	10
3	BRACKET COMP., R. STEP	50615-MKK-D00	ZB			F-30	6
4	CARRIER ASSY., RR.	81300-MKK-D00	ZA			F-24	2
5	COVER SET, L. SIDE	83710-MKK-D00	ZB			F-24	5
6	COVER SET, R. SIDE	83610-MKK-D00	ZB			F-24	3
7	COWL SET, L. MIDDLE	64360-MKK-D00	ZA			F-45	5
8	COWL SET, R. MIDDLE	64310-MKK-D00	ZA			F-45	3
9	CUSHION ASSY., RR.	52400-MKK-T11	ZC			F-33	1
10	FENDER A SET, RR.	80100-MKK-D00	ZA			F-34	5
11	GUARD, L. KNUCKLE	53185-MJP-G60	ZB			F-7-10	2
12	GUARD, R. KNUCKLE	53180-MJP-G60	ZB			F-7-10	1
13	HOLDER, L. PILLION STEP	50725-MKK-D00	ZB			F-30	19
14	HOLDER, R. PILLION STEP	50715-MKK-D00	ZB			F-30	15
15	LABEL, HELMET INFORMATION	87700-KPP-T01	ZA			F-49	19
16	MARK, HONDA	86101-MJP-G50	ZA			F-50	1
17	MARK, HONDA	86102-MJP-G50	ZA			F-50	2
18	MARK, L. MIDDLE COWL	86644-MKK-D00	ZA			F-50	8
19	MARK, L. SIDE COVER	86832-MKK-D00	ZB			F-50	10
20	MARK, R. MIDDLE COWL	86643-MKK-D00	ZA			F-50	7
21	MARK, R. SIDE COVER	86831-MKK-D00	ZB			F-50	9
22	PIPE COMP., R. LOWER	50170-MJP-G50	ZA			F-39	4
23	SEAT COMP., MAIN	77100-MJP-G51	ZB			F-23	3

CRF1000DL (CRF1000DLj).....TH

No.	MODEL		CRF1000DLJ				
	WARNA		Mat ballistic black metallic NH-A86M	Model yang berlaku		No. blok yang berlaku	No.Ref.
	KODE			Model pertama yang berlaku	Model akhir yang berlaku		
	Nama parts berwarna	No. dasar part	NHA86				
24	SEAT COMP., PILLION	77300-MJP-DA0	ZC			F-23	10
25	STRIPE, L. MIDDLE COWL	86642-MKK-D00	ZA			F-50	6
26	STRIPE, R. MIDDLE COWL	86641-MKK-D00	ZA			F-50	5
27	TANK ASSY., FUEL	17500-MJP-G50	ZA			F-21	11
28	WINDSCREEN SET	64250-MJP-G50	ZA			F-43	14

## CRF1000DL2 (CRF1000DL2J).....4IN,4MA

No.	MODEL		CRF1000DL2J				
	WARNA		Pearl glare white	Model yang berlaku		No. blok yang berlaku	No.Ref.
	KODE		NH-B53P	Model pertama yang berlaku	Model akhir yang berlaku		
	Nama parts berwarna	No. dasar part	NHB53HB				
1	BODY COMP., FRAME	50100-MKK-D00	ZB			F-39	3
2	BRACKET COMP., L. STEP	50625-MKK-D00	ZB			F-30	10
3	BRACKET COMP., R. STEP	50615-MKK-D00	ZB			F-30	6
4	COWL SET, L. MIDDLE	64360-MKK-D20	ZA			F-45-1	7
5	COWL SET, L. RR. SIDE	83710-MKK-D20	ZA			F-24-1	13
6	COWL SET, R. MIDDLE	64310-MKK-D20	ZA			F-45-1	3
7	COWL SET, R. RR. SIDE	83600-MKK-D20	ZA			F-24-1	8
8	CUSHION ASSY., RR.	52400-MKK-305	ZA			F-33	1
9	CUSHION ASSY., RR.	52400-MKK-MM1	ZA			F-33	1
10	FENDER A SET, RR.	80100-MKK-D00	ZA			F-34	5
11	FENDER SET, FR.	61000-MKK-D21	ZA			F-10	2
12	GUARD, L. KNUCKLE	53185-MJP-G60	ZA			F-7-10	2
13	GUARD, R. KNUCKLE	53180-MJP-G60	ZA			F-7-10	1
14	HOLDER, L. PILLION STEP	50725-MKK-D00	ZB			F-30	19
15	HOLDER, R. PILLION STEP	50715-MKK-D00	ZB			F-30	15
16	LID SET, R. RR. SIDE	83630-MKK-D20	ZA			F-24-1	11
17	MARK, HONDA	86101-MJP-G50	ZA			F-50-3	1
18	MARK, HONDA	86102-MJP-G50	ZA			F-50-3	2
19	MARK, L. RR. SIDE COWL	86832-MKK-D20	ZA			F-50-3	19
20	MARK, R. RR. SIDE COWL	86831-MKK-D20	ZA			F-50-3	18
21	MARK, R. RR. SIDE LID	86833-MKK-D20	ZA			F-50-3	20
22	PIPE COMP., R. LOWER	50170-MJP-G50	ZC			F-39	4
23	SEAT COMP., MAIN	77600-MKK-D20	ZB			F-23	3

CRF1000DL2 (CRF1000DL2J).....4IN,4MA

No.	MODEL		CRF1000DL2J				
	WARNA		Pearl glare white	Model yang berlaku		No. blok yang berlaku	No.Ref.
	KODE		NH-B53P	Model pertama yang berlaku	Model akhir yang berlaku		
	Nama parts berwarna	No. dasar part	NHB53HB				
24	SEAT COMP., PILLION	77300-MKK-D21	ZA			F-23	10
25	STRIPE A, FUEL TANK	86171-MKK-D20	ZA			F-50-3	3
26	STRIPE A, L. MIDDLE COWL	86642-MKK-D20	ZA			F-50-3	11
27	STRIPE A, R. MIDDLE COWL	86641-MKK-D20	ZA			F-50-3	10
28	STRIPE B, L. FUEL TANK	86174-MKK-D20	ZA			F-50-3	5
29	STRIPE B, L. MIDDLE COWL	86644-MKK-D20	ZA			F-50-3	13
30	STRIPE B, R. FUEL TANK	86173-MKK-D20	ZA			F-50-3	4
31	STRIPE B, R. MIDDLE COWL	86643-MKK-D20	ZA			F-50-3	12
32	STRIPE C, L. MIDDLE COWL	86646-MKK-D20	ZA			F-50-3	15
33	STRIPE C, R. MIDDLE COWL	86645-MKK-D20	ZA			F-50-3	14
34	STRIPE D, L. MIDDLE COWL	86648-MKK-D20	ZA			F-50-3	17
35	STRIPE D, R. MIDDLE COWL	86647-MKK-D20	ZA			F-50-3	16
36	STRIPE, L. FR. FENDER	86612-MKK-D21	ZA			F-50-3	9
37	STRIPE, R. FR. FENDER	86611-MKK-D21	ZA			F-50-3	8
38	TANK ASSY., FUEL	17500-MKK-D70	ZA			F-21-1	11
39	WINDSCREEN SET	64250-MKK-D20	ZA			F-43	15

## CRF1000DL2 (CRF1000DL2J).....4TH

No.	MODEL		CRF1000DL2J				
	WARNA		Pearl glare white	Model yang berlaku		No. blok yang berlaku	No.Ref.
	KODE		NH-B53P	Model pertama yang berlaku	Model akhir yang berlaku		
	Nama parts berwarna	No. dasar part	NHB53HB				
1	BODY COMP., FRAME	50100-MKK-D00	ZB			F-39	3
2	BRACKET COMP., L. STEP	50625-MKK-D00	ZB			F-30	10
3	BRACKET COMP., R. STEP	50615-MKK-D00	ZB			F-30	6
4	COWL SET, L. MIDDLE	64360-MKK-D20	ZA			F-45-1	7
5	COWL SET, L. RR. SIDE	83710-MKK-D20	ZA			F-24-1	13
6	COWL SET, R. MIDDLE	64310-MKK-D20	ZA			F-45-1	3
7	COWL SET, R. RR. SIDE	83600-MKK-D20	ZA			F-24-1	8
8	CUSHION ASSY., RR.	52400-MKK-T11	ZA			F-33	1
9	FENDER A SET, RR.	80100-MKK-D00	ZA			F-34	5
10	FENDER SET, FR.	61000-MKK-D21	ZA			F-10	2
11	GUARD, L. KNUCKLE	53185-MJP-G60	ZA			F-7-10	2
12	GUARD, R. KNUCKLE	53180-MJP-G60	ZA			F-7-10	1
13	HOLDER, L. PILLION STEP	50725-MKK-D00	ZB			F-30	19
14	HOLDER, R. PILLION STEP	50715-MKK-D00	ZB			F-30	15
15	LABEL, HELMET INFORMATION	87700-KPP-T01	ZA			F-49-1	23
16	LID SET, R. RR. SIDE	83630-MKK-D20	ZA			F-24-1	11
17	MARK, HONDA	86101-MJP-G50	ZA			F-50-3	1
18	MARK, HONDA	86102-MJP-G50	ZA			F-50-3	2
19	MARK, L. RR. SIDE COWL	86832-MKK-D20	ZA			F-50-3	19
20	MARK, R. RR. SIDE COWL	86831-MKK-D20	ZA			F-50-3	18
21	MARK, R. RR. SIDE LID	86833-MKK-D20	ZA			F-50-3	20
22	PIPE COMP., R. LOWER	50170-MJP-G50	ZC			F-39	4
23	SEAT COMP., MAIN	77600-MKK-D20	ZB			F-23	3

CRF1000DL2 (CRF1000DL2J).....4TH

No.	MODEL		CRF1000DL2J				
	WARNA		Pearl glare white	Model yang berlaku		No. blok yang berlaku	No.Ref.
	KODE		NH-B53P	Model pertama yang berlaku	Model akhir yang berlaku		
	Nama parts berwarna	No. dasar part	NHB53HB				
24	SEAT COMP., PILLION	77300-MKK-D21	ZA			F-23	10
25	STRIPE A, FUEL TANK	86171-MKK-D20	ZA			F-50-3	3
26	STRIPE A, L. MIDDLE COWL	86642-MKK-D20	ZA			F-50-3	11
27	STRIPE A, R. MIDDLE COWL	86641-MKK-D20	ZA			F-50-3	10
28	STRIPE B, L. FUEL TANK	86174-MKK-D20	ZA			F-50-3	5
29	STRIPE B, L. MIDDLE COWL	86644-MKK-D20	ZA			F-50-3	13
30	STRIPE B, R. FUEL TANK	86173-MKK-D20	ZA			F-50-3	4
31	STRIPE B, R. MIDDLE COWL	86643-MKK-D20	ZA			F-50-3	12
32	STRIPE C, L. MIDDLE COWL	86646-MKK-D20	ZA			F-50-3	15
33	STRIPE C, R. MIDDLE COWL	86645-MKK-D20	ZA			F-50-3	14
34	STRIPE D, L. MIDDLE COWL	86648-MKK-D20	ZA			F-50-3	17
35	STRIPE D, R. MIDDLE COWL	86647-MKK-D20	ZA			F-50-3	16
36	STRIPE, L. FR. FENDER	86612-MKK-D21	ZA			F-50-3	9
37	STRIPE, R. FR. FENDER	86611-MKK-D21	ZA			F-50-3	8
38	TANK ASSY., FUEL	17500-MKK-D70	ZA			F-21-1	11
39	WINDSCREEN SET	64250-MKK-D20	ZA			F-43	15



## Selang bahan bakar, selang untuk keperluan umum dan selang vinyl

- Selang bahan bakar, selang pemakaian umum dan selang vinyl yang standard dapat diganti dengan part borongan yang dijual dalam bentuk gulungan.
- Sewaktu memesan part pengganti untuk selang bahan bakar, selang pemakaian umum dan selang vinyl yang standard, pakailah nomor part borongan yang dicantumkan pada parts catalog dalam tanda kurung ( ) di bawah nama part, atau pakailah catalog di bawah.  
(Panjang standard part borongan adalah 1 m, akan tetapi, yang dicantumkan di dalam catalog dengan < > tersedia dalam panjang 3 m dan 8 m)
- Sewaktu akan memasang selang borongan pengganti, potong dalam panjang yang sama seperti pada part standard.  
(Untuk cara pemotongan part borongan, dan cara pemesanan dsb., bacalah manual servis dan instruksi yang diberikan pada part borongan)
- Daftar di bawah adalah catalog dari nomor part standard dan nomor part borongan. Perhatikan bahwa nomor-nomor itu hanya berlaku untuk part pengganti yang terdaftar saja.

Selang/Pipa bahan bakar			
No part standard	No. part borongan	Part borongan	
		Diameter dalam (mm)	Panjang (m)
95001-30xxx-2x	95001-30001-20M	3,0	1
95001-30xxx-3x	95001-30001-30M	3,0	1
95001-30xxx-4x	95001-30001-40M	3,0	1
95001-35xxx-2x	95001-35001-50M	3,5	1
	<95001-35003-50M>		3
95001-35xxx-3x	95001-35001-60M	3,5	1
	<95001-35003-60M>		
95001-35xxx-4x	95001-35001-60M	3,5	1
	<95001-35003-60M>		3
95001-35xxx-5x	95001-35001-50M	3,5	1
	<95001-35003-50M>		3
95001-35xxx-6x	95001-35001-60M	3,5	1
	<95001-35003-60M>		3
95001-45xxx-2x	95001-45001-50M	4,5	1
	<95001-45003-50M>		3
95001-45xxx-3x	95001-45001-60M	4,5	1
	<95001-45003-60M>		3
	<95001-45008-60M>		8
95001-45xxx-4x	95001-45001-60M	4,5	1
	<95001-45003-60M>		3
	<95001-45008-60M>		8
95001-45xxx-5x	95001-45001-50M	4,5	1
	<95001-45003-50M>		3
95001-45xxx-6x	95001-45001-60M	4,5	1
	<95001-45003-60M>		3
	<95001-45008-60M>		8
95001-55xxx-2x	95001-55001-50M	5,5	1
	<95001-55003-50M>		3
	<95001-55008-50M>		8

Selang/Pipa bahan bakar			
No part standard	No. part borongan	Part borongan	
		Diameter dalam (mm)	Panjang (m)
95001-55xxx-3x	95001-55001-60M	5,5	1
	<95001-55003-60M>		3
	<95001-55008-60M>		8
95001-55xxx-4x	95001-55001-60M	5,5	1
	<95001-55003-60M>		3
	<95001-55008-60M>		8
95001-55xxx-5x	95001-55001-50M	5,5	1
	<95001-55003-50M>		3
	<95001-55008-50M>		8
95001-55xxx-6x	95001-55001-60M	5,5	1
	<95001-55003-60M>		3
	<95001-55008-60M>		8
95001-75xxx-2x	95001-75001-50M	7,5	1
	<95001-75003-50M>		3
95001-75xxx-3x	95001-75001-60M	7,5	1
	<95001-75003-60M>		3
	<95001-75008-60M>		8
95001-75xxx-4x	95001-75001-60M	7,5	1
	<95001-75003-60M>		3
	<95001-75008-60M>		8
95001-75xxx-5x	95001-75001-50M	7,5	1
	<95001-75003-50M>		3
95001-75xxx-6x	95001-75001-60M	7,5	1
	<95001-75003-60M>		3
	<95001-75008-60M>		8
95001-80xxx-2x	95001-80001-50M	8,0	1
95001-80xxx-3x	95001-80001-60M	8,0	1
95001-80xxx-4x	95001-80001-60M	8,0	1
95001-80xxx-5x	95001-80001-50M	8,0	1
95001-80xxx-6x	95001-80001-60M	8,0	1

Pipa vinyl				
No part standard	No. part borongan	Part borongan		
		Diameter dalam (mm)	Diameter dalam (mm)	Panjang (m)
95003-01xxx-3x	95003-01001-60M <95003-01003-60M>	2,9	6,8	1 3
95003-01xxx-60	95003-01001-60M <95003-01003-60M>	2,9	6,8	1 3
95003-03xxx-3x	95003-03001-60M <95003-03003-60M>	3,0	6,0	1 3
95003-03xxx-60	95003-03001-60M <95003-03003-60M>	3,0	6,0	1 3
95003-05xxx-3x	95003-05001-60M <95003-05003-60M> <95003-05008-60M>	3,5	6,5	1 3 8
95003-05xxx-60	95003-05001-60M <95003-05003-60M> <95003-05008-60M>	3,5	6,5	1 3 8
95003-07xxx-1x	95003-07001-10M <95003-07003-10M> <95003-07008-10M>	4,0	7,0	1 3 8
95003-07xxx-20	95003-07001-10M <95003-07003-10M> <95003-07008-10M>	4,0	7,0	1 3 8
95003-07xxx-3x	95003-07001-60M <95003-07003-60M> <95003-07008-60M>	4,0	7,0	1 3 8
95003-07xxx-60	95003-07001-60M <95003-07003-60M> <95003-07008-60M>	4,0	7,0	1 3 8
95003-07xxx-7x	95003-07001-70M <95003-07003-70M> <95003-07008-70M>	4,0	7,0	1 3 8
95003-08xxx-1x	95003-08001-10M <95003-08003-10M> <95003-08008-10M>	4,5	6,5	1 3 8
95003-09xxx-3x	95003-09001-60M <95003-09003-60M>	4,5	8,0	1 3
95003-09xxx-60	95003-09001-60M <95003-09003-60M>	4,5	8,0	1 3
95003-10xxx-1x	95003-10001-10M <95003-10003-10M>	5,0	8,0	1 3
95003-10xxx-20	95003-10001-10M <95003-10003-10M>	5,0	8,0	1
95003-10xxx-3x	95003-10001-60M <95003-10003-60M>	5,0	8,0	1 3
95003-10xxx-60	95003-10001-60M <95003-10003-60M>	5,0	8,0	1 3
95003-11xxx-3x	95003-11001-60M <95003-11003-60M> <95003-11008-60M>	5,0	9,0	1 3 8
95003-11xxx-60	95003-11001-60M <95003-11003-60M> <95003-11008-60M>	5,0	9,0	1 3 8
95003-12xxx-1x	95003-12001-10M <95003-12003-10M> <95003-12008-10M>	5,0	7,0	1 3 8
95003-12xxx-20	95003-12001-10M <95003-12003-10M> <95003-12008-10M>	5,0	7,0	1 3 8

Pipa vinyl				
No part standard	No. part borongan	Part borongan		
		Diameter dalam (mm)	Diameter dalam (mm)	Panjang (m)
95003-14xxx-1x	95003-14001-10M <95003-14003-10M>	6,0	9,0	1 3
95003-14xxx-20	95003-14001-10M <95003-14003-10M>	6,0	9,0	1 3
95003-14xxx-3x	95003-14001-60M <95003-14003-60M>	6,0	9,0	1 3
95003-17xxx-1x	95003-17001-10M <95003-17003-10M>	7,0	9,0	1 3
95003-19xxx-1x	95003-19001-10M <95003-19003-10M> <95003-19008-10M>	7,0	11,0	1 3 8
95003-19xxx-20	95003-19001-10M <95003-19003-10M> <95003-19008-10M>	7,0	11,0	1 3 8
95003-19xxx-3x	95003-19001-60M <95003-19003-60M> <95003-19008-60M>	7,0	11,0	1 3 8
95003-19xxx-60	95003-19001-60M <95003-19003-60M> <95003-19008-60M>	7,0	11,0	1 3 8
95003-21xxx-1x	95003-21001-10M <95003-21003-10M>	8,0	9,0	1
95003-21xxx-20	95003-21001-10M <95003-21003-10M>	6,0	9,0	1 3
95003-23xxx-1x	95003-23001-10M <95003-23003-10M>	8,0	12,0	1 3
95003-23xxx-20	95003-23001-10M <95003-23003-10M>	8,0	12,0	1 3
95003-23xxx-3x	95003-23001-60M <95003-23003-60M> <95003-23008-60M>	8,0	12,0	1 3 8
95003-23xxx-60	95003-23001-60M <95003-23003-60M> <95003-23008-60M>	8,0	12,0	1 3 8
95003-25xxx-1x	95003-25001-10M <95003-25003-10M>	9,0	11,0	1 3
95003-25xxx-20	95003-25001-10M <95003-25003-10M>	9,0	11,0	1 3
95003-25xxx-3x	95003-25001-60M <95003-25003-60M>	9,0	11,0	1 3
95003-25xxx-7x	95003-25001-70M <95003-25003-70M>	9,0	11,0	1 3
95003-27xxx-1x	95003-27001-10M <95003-27003-10M>	9,0	13,0	1 3
95003-27xxx-20	95003-27001-10M <95003-27003-10M>	9,0	13,0	1 3
95003-27xxx-3x	95003-27001-60M <95003-27003-60M>	9,0	13,0	1 3
95003-27xxx-60	95003-27001-60M <95003-27003-60M>	9,0	13,0	1 3
95003-33xxx-1x	95003-33001-10M <95003-33003-10M>	10,0	14,0	1 3
95003-33xxx-20	95003-33001-10M <95003-33003-10M>	10,0	14,0	1 3

Pipa vinyl				
No part standard	No. part borongan	Part borongan		
		Diameter dalam (mm)	Diameter dalam (mm)	Panjang (m)
95003-36xxx-1x	95003-36001-10M <95003-36003-10M> <95003-36008-10M>	11,0	13,0	1 3 8
95003-36xxx-20	95003-36001-10M <95003-36003-10M> <95003-36008-10M>	11,0	13,0	1 3 8
95003-37xxx-3x	95003-37001-60M <95003-37003-60M>	11,0	15,0	1 3
95003-37xxx-60	95003-37001-60M <95003-37003-60M>	11,0	15,0	1 3
95003-38xxx-1x	95003-38001-10M <95003-38003-10M>	12,0	13,0	1 3
95003-38xxx-20	95003-38001-10M <95003-38003-10M>	12,0	13,0	1 3
95003-39xxx-1x	95003-39001-10M <95003-39003-10M>	12,0	14,0	1 3
95003-39xxx-20	95003-39001-10M <95003-39003-10M>	12,0	14,0	1 3
95003-40xxx-20	95003-40001-10M <95003-40003-10M>	12,0	16,0	1 3
95003-40xxx-3x	95003-40001-60M <95003-40003-60M>	12,0	16,0	1 3
95003-40xxx-60	95003-40001-60M <95003-40003-60M>	12,0	16,0	1 3
95003-43xxx-1x	95003-43001-10M <95003-43003-10M> <95003-43008-10M>	13,0	15,0	1 3 8
95003-43xxx-20	95003-43001-10M <95003-43003-10M> <95003-43008-10M>	13,0	15,0	1 3 8
95003-45xxx-1x	95003-45001-10M <95003-45003-10M> <95003-45008-10M>	14,0	18,0	1 3 8
95003-45xxx-20	95003-45001-10M <95003-45003-10M> <95003-45008-10M>	14,0	18,0	1 3 8
95003-50xxx-1x	95003-50001-10M <95003-50003-10M>	16,0	19,0	1 3
95003-50xxx-20	95003-50001-10M <95003-50003-10M>	16,0	19,0	1 3
95003-50xxx-3x	95003-50001-60M <95003-50003-60M>	16,0	19,0	1 3
95003-55xxx-1x	95003-55001-10M <95003-55003-10M>	17,5	20,5	1 3
95003-55xxx-20	95003-55001-10M <95003-55003-10M>	17,5	20,5	1 3
95003-60xxx-1x	95003-60001-10M <95003-60003-10M>	22,0	27,0	1 3
95003-60xxx-20	95003-60001-10M <95003-60003-10M>	22,0	27,0	1 3
95003-60xxx-3x	95003-60001-60M <95003-60003-60M>	22,0	27,0	1 3
95003-60xxx-60	95003-60001-60M <95003-60003-60M>	22,0	27,0	1 3



Selang pemakaian umum			
No part standard	No. part borongan	Part borongan	
		Diameter dalam (mm)	Panjang (m)
95005-11xxx-3x	95005-11001-30M	11,0	1
95005-11xxx-5x	95005-11001-50M	11,0	1
95005-12xxx-1x	95005-12001-10M <95005-12003-10M>	12,0	1 3
95005-12xxx-2x	95005-12001-20M	12,0	1
95005-12xxx-3x	95005-12001-30M	12,0	1
95005-12xxx-5x	95005-12001-50M	12,0	1
95005-14xxx-1x	95005-14001-10M	14,0	1
95005-14xxx-2x	95005-14001-20M <95005-14003-20M>	14,0	1 3
95005-14xxx-3x	95005-14001-30M	14,0	1
95005-14xxx-5x	95005-14001-50M	14,0	1
95005-17xxx-1x	95005-17001-10M	17,0	1
95005-17xxx-2x	95005-17001-20M	17,0	1
95005-17xxx-3x	95005-17001-30M	17,0	1
95005-17xxx-5x	95005-17001-50M	17,0	1
95005-30xxx-3x	95005-30001-30M	3,0	1
95005-30xxx-5x	95005-30001-50M	3,0	1
95005-35xxx-1x	95005-35001-10M <95005-35003-10M> <95005-35008-10M>	3,5	1 3 8
95005-35xxx-2x	95005-35001-20M	3,5	1
95005-35xxx-3x	95005-35001-30M	3,5	1
95005-35xxx-4x	95005-35001-10M <95005-35003-10M> <95005-35008-10M>	3,5	1 3 8
95005-35xxx-5x	95005-35001-50M	3,5	1
95005-45xxx-1x	95005-45001-10M <95005-45003-10M> <95005-45008-10M>	4,5	1 3 8
95005-45xxx-2x	95005-45001-20M	4,5	1
95005-45xxx-3x	95005-45001-30M	4,5	1

Selang pemakaian umum			
No part standard	No. part borongan	Part borongan	
		Diameter dalam (mm)	Panjang (m)
95005-45xxx-4x	95005-45001-10M <95005-45003-10M> <95005-45008-10M>	4,5	1 3 8
95005-45xxx-5x	95005-45001-50M	4,5	1
95005-50xxx-3x	95005-50001-30M <95005-50003-30M>	5,0	1 3
95005-50xxx-5x	95005-50001-50M	5,0	1
95005-55xxx-1x	95005-55001-10M <95005-55003-10M> <95005-55008-10M>	5,3	1 3 8
95005-55xxx-2x	95005-55001-20M <95005-55003-20M>	5,3	1 3
95005-55xxx-4x	95005-55001-10M <95005-55003-10M> <95005-55008-10M>	5,3	1 3 8
95005-65xxx-1x	95005-65001-10M <95005-65003-10M>	6,5	1 3
95005-65xxx-2x	95005-65001-20M	6,5	1
95005-70xxx-3x	95005-70001-30M <95005-70003-30M>	7,0	1 3
95005-70xxx-5x	95005-70001-50M	7,0	1
95005-75xxx-1x	95005-75001-10M <95005-75003-10M>	7,3	1 3
95005-75xxx-2x	95005-75001-20M	7,3	1
95005-80xxx-1x	95005-80001-10M <95005-80003-10M>	8,0	1 3
95005-80xxx-2x	95005-80001-20M	8,0	1
95005-80xxx-3x	95005-80001-30M	8,0	1
95005-80xxx-5x	95005-80001-50M	8,0	1
95005-91xxx-3x	95005-91001-30M	12,0	1
95005-91xxx-5x	95005-91001-50M	12,0	1
95005-92xxx-3x	95005-92001-30M	12,0	1
95005-92xxx-5x	95005-92001-50M	12,0	1

CATATAN: X ditampilkan untuk mewakili angka yang dihilangkan dan huruf-huruf alfabet romawi.

**HATI-HATI : BERBAHAYA sekali apabila selang bahan bakar tertukar dengan selang pemakaian umum atau selang vinyl.**

Jangan sekali-kali menggunakan selang pemakaian umum atau selang vinyl sebagai pengganti selang bahan bakar atau sebaliknya. Selalu pakai nomor part borongan yang tepat pada parts catalog, mengikuti service manual atau instruksi-instruksi yang menyertai part borongan.

• Nomor part borongan untuk selang bahan bakar, selang pemakaian umum dan selang vinyl.

(Contoh)

9 5 0 0 1- 7 5 0 0 1- 5 0 M

Nomor part borongan: Menunjuk ke part borongan.

Kode penandaan (tipe selang): (selang bahan bakar dan selang pemakaian umum).

Ubah kode (untuk selang tambahan): (Selang vinyl)

• Menunjukkan tanda nomor atau urutan perubahan, namun, kode untuk part borongan harus benar- benar 0 (nol).

Tipe kode:

Selang bahan bakar 2: Kepangan merah di luar (dia. dalam 3 mm saja)  
 5: Kepangan hitam di dalam  
 3: Merah (dia. dalam 3 mm saja)  
 4: Abu-abu dengan garis merah (dia. dalam 3 mm saja)  
 6: Hitam

Selang vinyl 1: Tembus pandang  
 2: Hitam  
 3: Merah muda  
 6: Merah muda  
 7: Hitam pucat

Selang umum 1: Abu-abu  
 2: Abu-abu  
 3: Hitam  
 5: Hitam

Panjang: 001: 1 m (standard)  
 003: 3 m  
 008: 8 m

Kode D.D.: (selang bahan bakar dan selang pemakaian umum)

30: 3,0 mm	11: 11 mm
35: 3,5 mm	91: 12 mm (dia. luar 15) mm
45: 4,5 mm	92: 12 mm (dia. luar 16) mm
50: 5,0 mm	12: 12 mm (dia. luar 17) mm
55: 5,3 mm, 5,5 mm	14: 14 mm
65: 6,5 mm	17: 17 mm
70: 7,0 mm	
75: 7,3 mm, 7,5 mm	
80: 8,0 mm	

Kode DD./DL.: (selang vinyl)

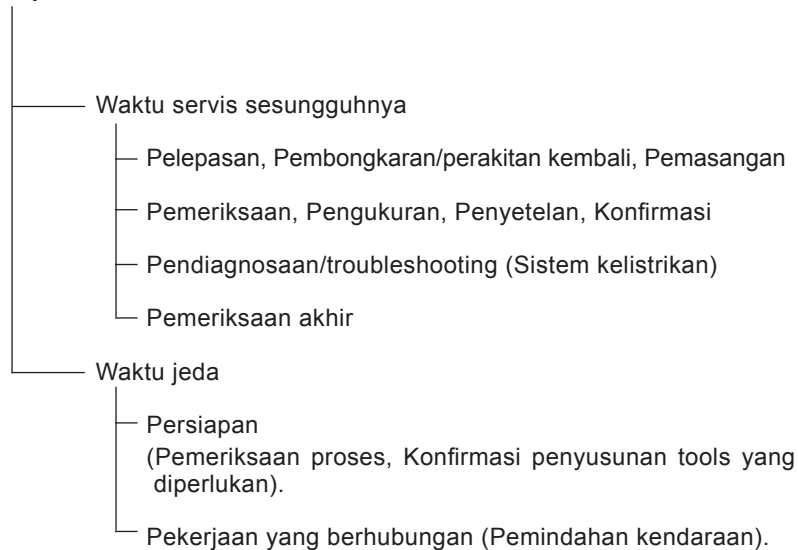
01: ID. 2,9 OD. 6,8 mm	14: ID. 6,0 OD. 9,0 mm	37: ID. 11,0 OD. 15,0 mm
03: ID. 3,0 OD. 6,0 mm	17: ID. 7,0 OD. 9,0 mm	38: ID. 12,0 OD. 13,0 mm
05: ID. 3,5 OD. 6,5 mm	19: ID. 7,0 OD. 11,0 mm	39: ID. 12,0 OD. 14,0 mm
07: ID. 4,0 OD. 7,0 mm	21: ID. 8,0 OD. 9,0 mm	40: ID. 12,0 OD. 16,0 mm
08: ID. 4,5 OD. 6,5 mm	23: ID. 8,0 OD. 12,0 mm	43: ID. 13,0 OD. 15,0 mm
09: ID. 4,5 OD. 8,0 mm	25: ID. 9,0 OD. 11,0 mm	45: ID. 14,0 OD. 18,0 mm
12: ID. 5,0 OD. 7,0 mm	27: ID. 9,0 OD. 13,0 mm	50: ID. 16,0 OD. 19,0 mm
10: ID. 5,0 OD. 8,0 mm	33: ID. 10,0 OD. 14,0 mm	55: ID. 17,5 OD. 20,5 mm
11: ID. 5,0 OD. 9,0 mm	36: ID. 11,0 OD. 13,0 mm	60: ID. 22,0 OD. 27,0 mm

Tipe selang: 1: Selang bahan bakar  
 3: Selang vinyl  
 5: Selang umum

## FLAT RATE SERVICE TIME

Flat rate service time (FRT) adalah waktu standard yang diperlukan untuk menyervis sebuah sepeda motor/skuter, yang terdaftar di dalam parts catalog ini untuk membantu AHASS mengontrol proses kerja yang sesungguhnya dan menghitung biaya servis dengan memakai FRT sebagai patokan.

### Sistem penentuan FRT



\* Waktu jeda ditentukan dengan mengalikan waktu servis sesungguhnya dengan koefisien tertentu.

### Metode Penulisan

Bagian-bagian yang diservis yang diperlihatkan di dalam teks yang tercantum dengan waktu pekerjaan part-part yang diganti sebagai subyeknya. Bagian-bagian lain yang diservis yang tidak menggunakan penggantian parts (pelepasan/pemasangan, penyetelan, pemeriksaan/pengukuran, dan pekerjaan lain) tercantum secara bersama pada bagian pendahuluan yang digolongkan menurut jenis pekerjaan.

### Standard penentuan FRT

- Sistem desimal (dalam satuan 0,1) dipakai untuk menentukan FRT oleh karena mudah untuk menghitung upah.  
Contoh: (0,1) → 6 menit, (0,2) → 12 menit  
[Ongkos jasa per jam] x [FRT] = [Upah]
- FRT ditentukan dengan tool (perkakas) tangan.
- Bagian-bagian yang diservis dan FRT dapat berubah tergantung pada pengembangan tools dan peralatan servis serta perbaikan pada prosedur servis.

**Prosedur kerja**

- Oleh karena prosedur kerja ditentukan berdasarkan waktu kerja dengan metode kerja yang diuraikan di dalam Buku Pedoman Reparasi, pakailah Buku ini sebagai pegangan.
- Pekerjaan servis yang memerlukan waktu singkat harus tetap memperhatikan keamanan pekerjaan dan garansi dari sepeda motor/skuter dalam penentuan bagian-bagian yang diservis yang tidak dimuat di dalam Buku Pedoman Reparasi.
- Pada dasarnya pekerjaan dilakukan oleh satu orang, dan apabila diperlukan dua atau lebih orang untuk mengerjakannya, penentuan waktu kerja dilakukan sebagai waktu total untuk sejumlah orang tersebut.
- Nilai yang ditentukan untuk tingkat kemampuan seorang pekerja adalah tiga tahun pengalaman dalam perbaikan kendaraan-kendaraan Honda sebagai standard.
- Special tools dan peralatan servis yang dipakai dalam penentuan FRT adalah yang ditentukan atau dianjurkan di dalam Buku Pedoman Reparasi.

**Bagian yang diservis yang tidak ada FRTnya**

- Aksesori dan parts yang diservis yang tidak terdaftar di dalam parts catalog ini.
- Lokasi-lokasi yang mengalami sedikit sekali pemburukan kondisi atau kerusakan dalam pemakaian normal.
- Pekerjaan servis yang dapat diselesaikan dengan sekali sentuh.
- Pekerjaan servis yang jarang sekali dilakukan (yaitu yang jarang sekali mengalami masalah dan frekuensi servis).
- \* Jika FRT tidak tercantum, hitunglah upah kerja berdasarkan perkiraan waktu kerja sesungguhnya.

**Pekerjaan yang tidak ada FRTnya**

- Pembuangan oli dan cairan coolant, Waktu tunggu untuk pemanasan mesin dan sebagainya.
- Pekerjaan tambahan yang meliputi pelepasan/pemasangan perlengkapan luar yang standard.
- Waktu tidak langsung untuk melakukan servis dengan mendatangi pembeli sepeda motor/skuter, tukar tambah, dan pengiriman sepeda motor/skuter.
- Waktu tidak langsung yang diperlukan untuk pemesanan dan penyerahan parts.
- Ongkos untuk bahan perekat, grease, dsb. yang dipakai untuk pekerjaan servis.

**Penjelasan FRT dengan menggunakan contoh**  
**(Contoh mungkin berbeda dari item yang tercantum)**

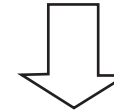
No. Ref.	L.O.N.	(Nomor ref. relatif) Deskripsi	F.R.T.
①	111118	(1, 3, 4, 7) CAMSHAFT ..... 4.5	②
③	111118A	⑥ • Termasuk: Penyetelan renggang klep Ganti rocker arm tambahkan ..... 1.0	⑤

- ① No. Referensi dari gambar part yang menunjukkan lokasi kerja untuk penggantian.
- ② FRT adalah singkatan dari Flat Rate Time menunjukkan waktu servis standard yang dibutuhkan untuk penggantian.
- ③ LON adalah singkatan dari Labor Operation Number, yaitu klasifikasi dari item servis dengan kode unit kerja.  
Kode kerja yang sama digunakan tidak tergantung dari model.  
Pengerjaan standard ditandai dengan kode 6 digit, dan pengerjaan tambahan ditandai dengan kode 7 digit.
- ④ Menyatakan penggantian camshaft dan FRT4,5.
- ⑤ Menyatakan bahwa FRT1,0 akan ditambahkan jika pekerjaan tambahan (penggantian rocker arm) dilakukan sehubungan dengan penggantian camshaft.

- ⑥ Menyatakan isi pekerjaan yang termasuk di dalam bagian yang diservis.
- ⑦ Menyatakan No. referensi yang pekerjaan dan waktunya adalah sama dengan FRT4,5 untuk camshaft.  
(Daerah jangkauan aplikasi terbatas pada bagian-bagian yang diservis tanpa penentuan LON di dalam blok yang sama)

**Cara mencari bagian yang diservis dengan memakai contoh**  
 (penggantian camshaft)

Buka ke halaman blok dimana gambar spare part camshaft diperlihatkan.



Carilah gambar camshaft, dan carilah bagian yang diservis dan FRT yang sesuai dengan No. referensi.

Tanda penunjuk untuk pencantuman bagian-bagian yang diservis yang terdapat lanjutan pada halaman berikutnya

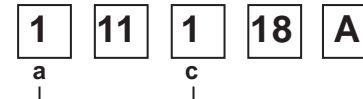
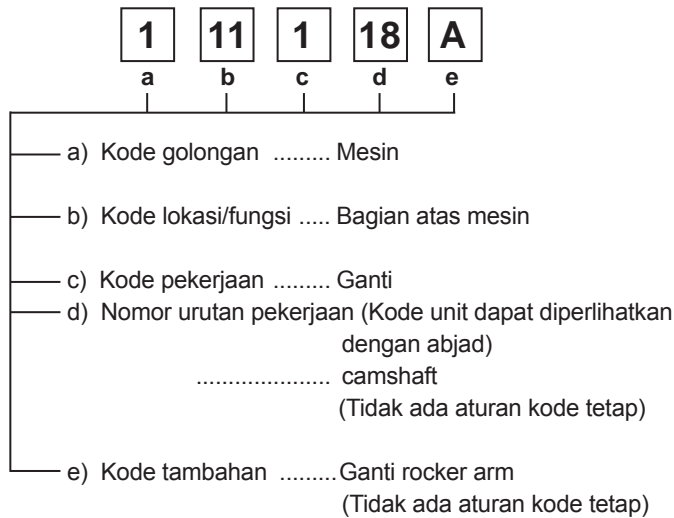
No.	L.O.N.	(Nomor ref. relatif)	F.R.T.
Ref.		Deskripsi	
2	111118	CAMSHAFT .....	4,5
	.	.	.
	.	.	.

+  
Tanda yang diperlihatkan pada baris terakhir.

Blok yang tidak ada penentuan FRT

No.	L.O.N.	(Nomor ref. relatif)	F.R.T.
Ref.		Deskripsi	
<b>TIDAK ADA INFORMASI</b>			

• Sistem kode LON



a) Kode kategori dan klasifikasi

Kode	Kategori
1	Mesin
2	Transmisi
3	Bahan bakar & Pembuangan gas
4	Rangka & Badan
5	Kemudi/Suspensi
6	Kelistrikan
7	Roda/Rem
8	Alat pengontrol/instrumen
9	-
0	-

c) Kode pekerjaan dan klasifikasi

Kode	Kategori pekerjaan
1	Ganti, Pelepasan/Pemasangan, Ganti
2	Overhaul
3	Setel, Balans
4	(Pekerjaan yang berhubungan dengan pengecatan: Lapisan-atas)
5	Test, Pemeriksaan/diagnosa, Pengukuran, Pemeriksaan
6	(Pekerjaan yang berhubungan dengan overhaul: Rebore = korter)
7	(Pekerjaan yang berhubungan dengan overhaul: Reseal = perapatan kembali)
8	(Resurface = Pembentukan kembali permukaan)
9	(Pekerjaan yang berhubungan dengan pengecatan: Refinish = perhalus permukaan)
0	Perbaikan, Pembersihan, Pembuangan angin palsu

Bagian utama yang diservis tanpa memakai spare parts

Pelepasan/Pemasangan, Penyetelan, Pemeriksaan/Pengukuran, Pekerjaan lain

[E: Mesin, F: Rangka]

**\* PEKERJAAN LAIN SELAIN PENGGANTIAN PARTS**

• **Pelepasan/Pemasangan**

Set untuk konfigurasi dengan parts dilepaskan dari kendaraan.

	LON	DESKRIPSI	FRT
E	1101E5	<b>MEMIRINGKAN ASSY., MESIN-PELEPASAN/PEMASANGAN</b> TERMASUK: Semua penyetelan yang diperlukan	7,0
	3111D5	<b>ASSY., THROTTLE BODY-PELEPASAN/PEMASANGAN</b>	1,5
	1101E6	<b>PEMISAHAN CRANKCASE</b> TERMASUK: Penurunan dan pemasangan mesin	11,2
F	1151E6	<b>ASSY., RADIATOR - PELEPASAN/PEMASANGAN</b>	1,7
	1151E6C	Tambahan 1 radiator	0,4

• **Penyetelan**

	LON	DESKRIPSI	FRT
E	2123A0	<b>CLUTCH - PENYETELAN</b> TERMASUK: Penyetelan handel clutch	0,1
	1113A0	<b>JARAK RENGGANG KLEP - PENYETELAN</b> CATATAN: Untuk 1 kendaraan	2,8
F	6163A0	<b>LAMPU DEPAN - MENGARAHKAN</b>	0,1
	2133A0	<b>RANTAI RODA - PENYETELAN</b>	0,1
	7103A1	<b>RODA DEPAN - BALANCE</b>	0,6
	7103A2	<b>RODA BELAKANG - BALANCE</b>	0,6
	7113A2	<b>PENGOPERASIAN GAS - PENYETELAN</b>	0,1

• **Pemeriksaan/Pengukuran**

	LON	DESKRIPSI	FRT
E	1115A0	<b>TEKANAN KOMPRESI- PENGUKURAN</b>	1,4
	6145A0	<b>WAKTU PENGAPIAN- PEMERIKSAAN</b>	0,2
F	6105A0	<b>BATTERY- PENGISIAN</b> TERMASUK: Dalam kasus jenis battery terbuka, periksa tinggi electrolyte dan pengisian battery.	0,2
	3115A4	<b>CARA KERJA THROTTLE -PEMERIKSAAN</b>	0,1

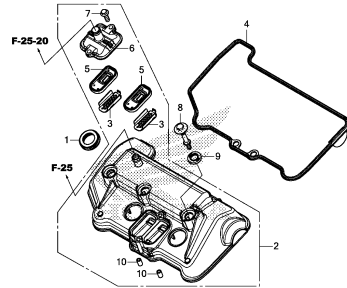
• **Pekerjaan lain**

	LON	DESKRIPSI	FRT
E	1130A2	<b>SARINGAN KASA OLI- PEMBERSIHAN</b>	0,3
	1130A6	<b>SARINGAN KASA OLI- PEMBERSIHAN</b> CATATAN : Tipe dengan skid plate	0,4
	1130A2	<b>OIL STRAINER- PEMBERSIHAN</b>	0,3
	1130A5	<b>OIL STRAINER- PEMBERSIHAN (A)</b> CATATAN : Tipe dengan skid plate	0,4
F	2125A0	<b>CLUTCH INITIALIZE LEARNING</b>	0,1
	7110A0	<b>REM DEPAN-PEMBUANGAN ANGIN PALSU</b>	0,2
	7110A1	<b>REM BELAKANG-PEMBUANGAN ANGIN PALSU</b>	0,2
	1151E7	<b>RADIATOR COOLANT-PENGGANTIAN</b>	1,1
	6145A2	<b>HISS MEMORIZATION</b>	0,3
	6185A0	<b>UPDATE ECM/PCM</b>	0,3

# ENGINE GROUP

E-1

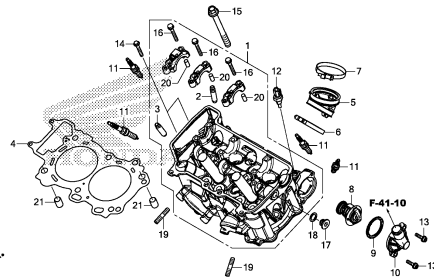
CYLINDER HEAD COVER



MK3CE0100

E-2

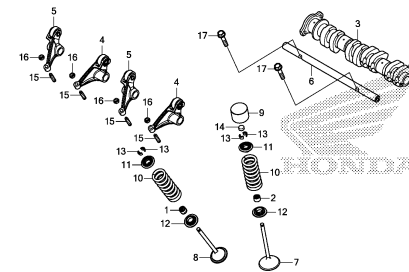
CYLINDER HEAD



MK3CE0200

E-3

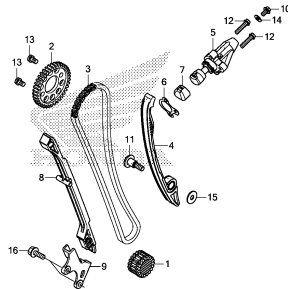
CAMSHAFT/VALVE



MK3CE0300

E-4

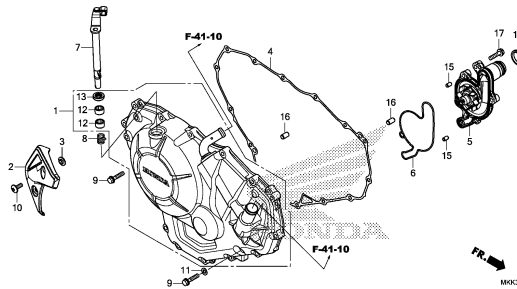
CAM CHAIN/TENSIONER



MK3CE0400

E-6

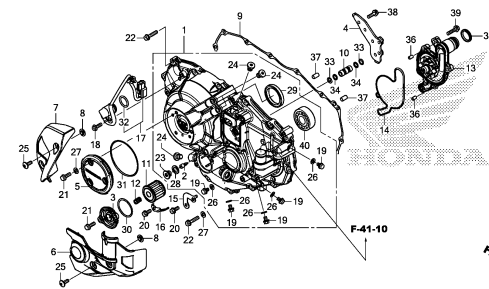
RIGHT CRANKCASE COVER  
(CRF1000A/A2/AL/AL2)



MK3CE0600

E-6-10

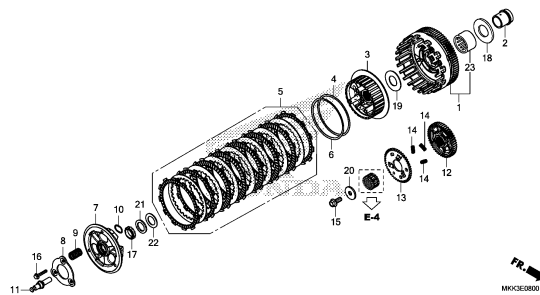
RIGHT CRANKCASE COVER  
(CRF1000D/D2/DL/DL2)



MK3CE0610

E-8

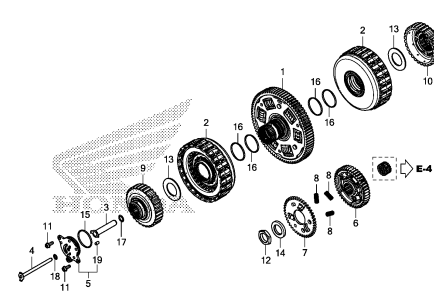
CLUTCH(CRF1000A/A2/AL/AL2)



MK3CE0800

E-8-10

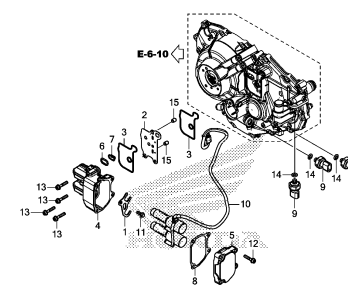
CLUTCH(CRF1000D/D2/DL/DL2)



MK3CE0810

E-8-20

LINEAR SOLENOID



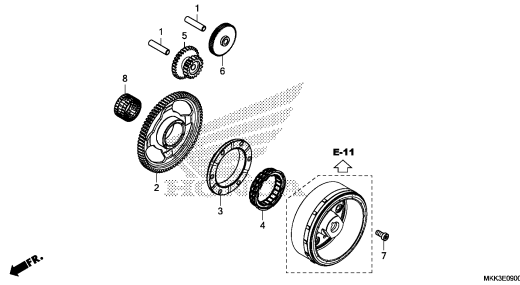
MK3CE0820



# ENGINE GROUP

E-9

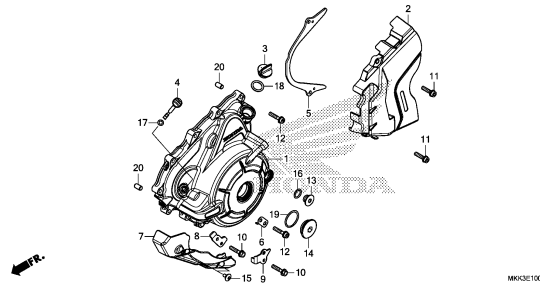
STARTING CLUTCH



MOKSE060

E-10

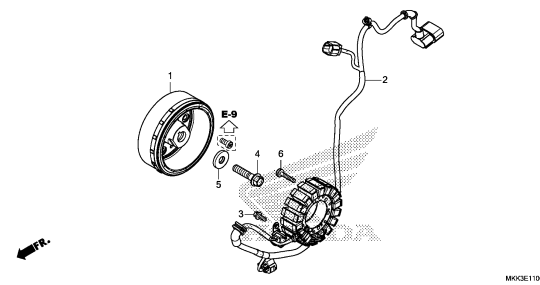
GENERATOR COVER



MOKSE100

E-11

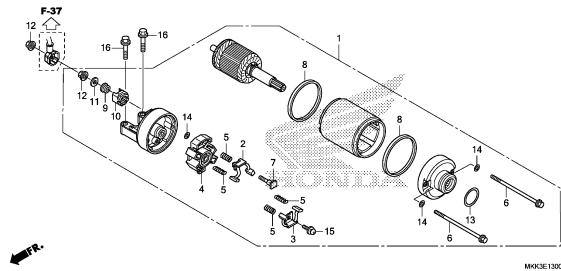
GENERATOR



MOKSE100

E-13

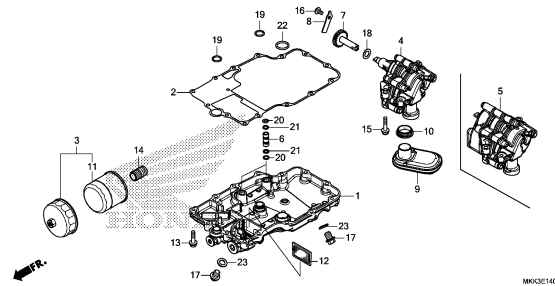
STARTER MOTOR



MOKSE1300

E-14

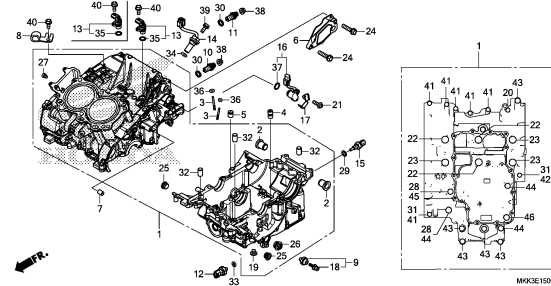
OIL PAN/OIL PUMP



MOKSE1400

E-15

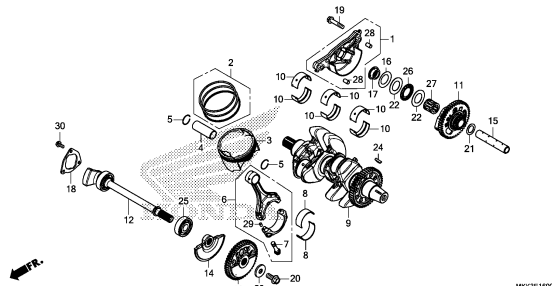
CRANKCASE



MOKSE1500

E-16

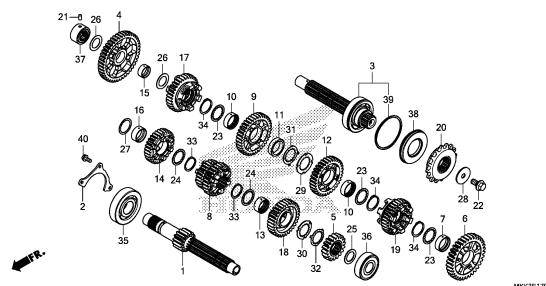
CRANKSHAFT/PISTON



MOKSE1600

E-17

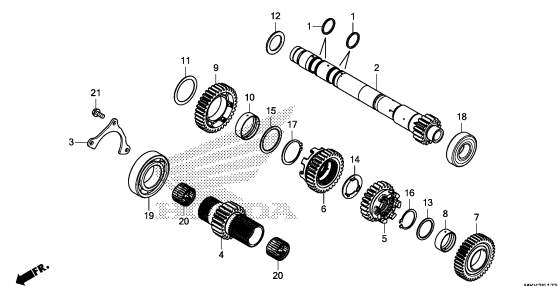
TRANSMISSION(CRF1000A/A2/AL/AL2)



MOKSE1700

E-17-10

TRANSMISSION(MAINSHAFT)  
(CRF1000D/D2/DL/DL2)

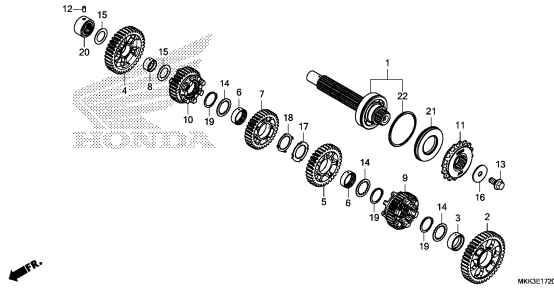


MOKSE1710

# ENGINE GROUP

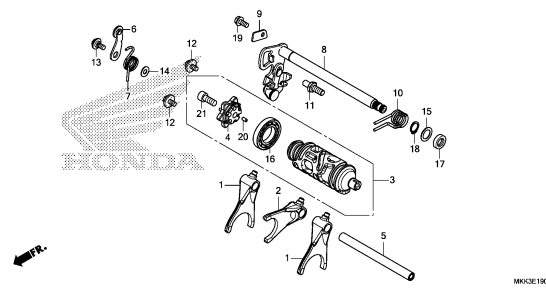
E-17-20

TRANSMISSION(COUNTERSHAFT)  
(CRF1000D/D2/DL/DL2)



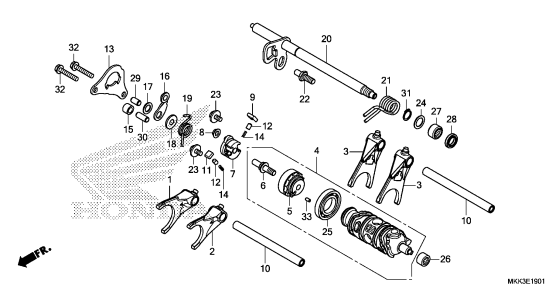
E-19

GEARSHIFT DRUM(CRF1000A/A2/AL/AL2)



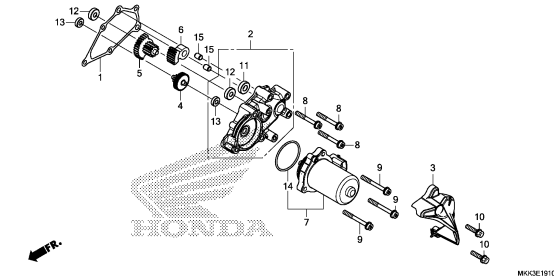
E-19-1

GEARSHIFT DRUM(CRF1000D/D2/DL/DL2)



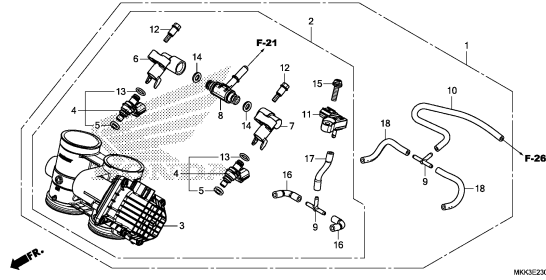
E-19-10

REDUCTION GEAR



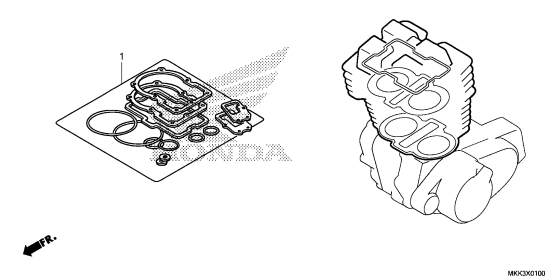
E-23

THROTTLE BODY



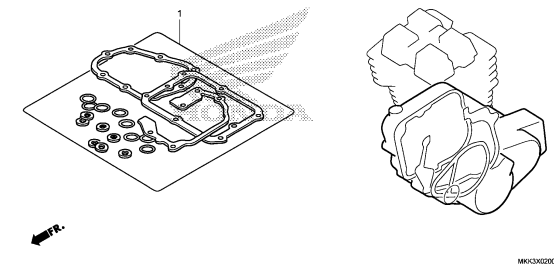
EOP-1

GASKET KIT A



EOP-2

GASKET KIT B

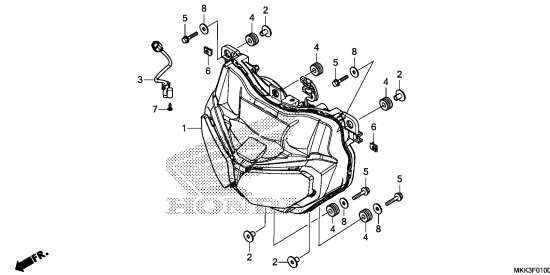


2

# FRAME GROUP

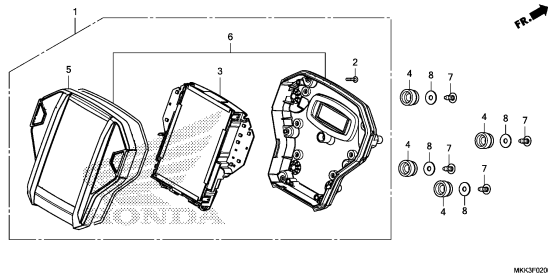
F-1

HEADLIGHT



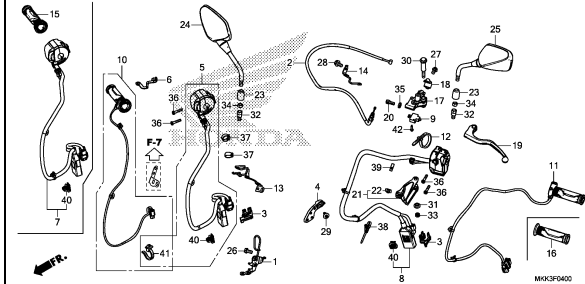
F-2

METER



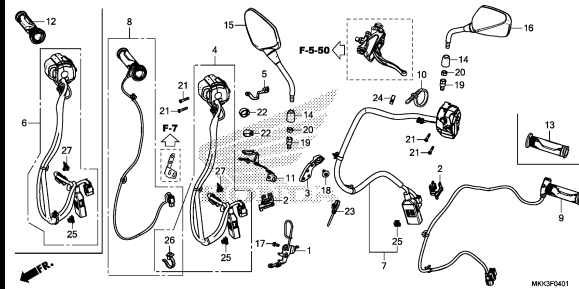
F-4

HANDLE LEVER/SWITCH/CABLE  
(CRF1000A/A2/AL/AL2)



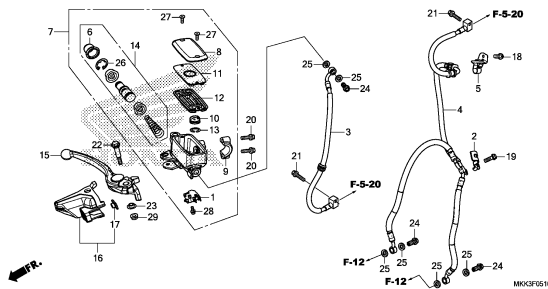
F-4-1

SWITCH/CABLE(CRF1000D/D2/DL/DL2)



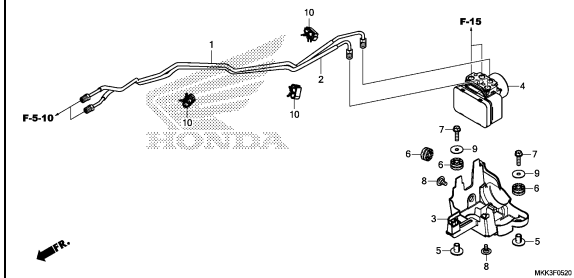
F-5-10

FR. BRAKE MASTER CYLINDER



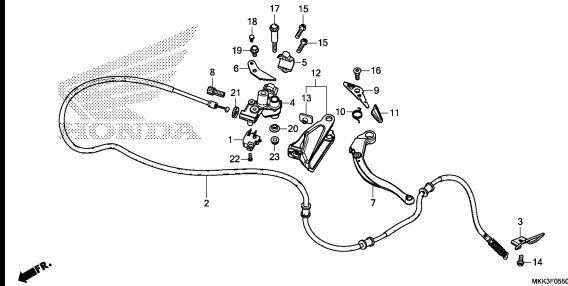
F-5-20

ABS MODULATOR



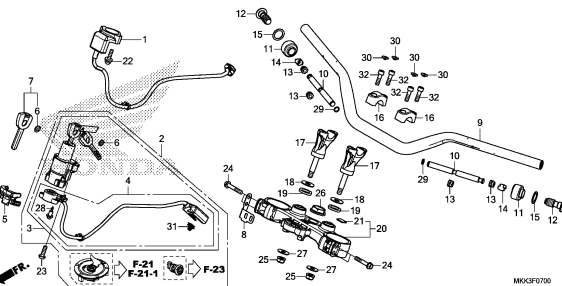
F-5-50

PARKING BRAKE LEVER



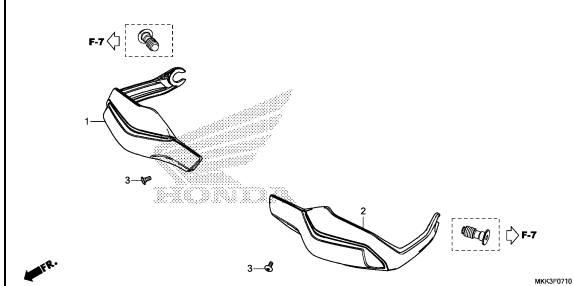
F-7

HANDLE PIPE/TOP BRIDGE



F-7-10

KNUCKLE GUARD

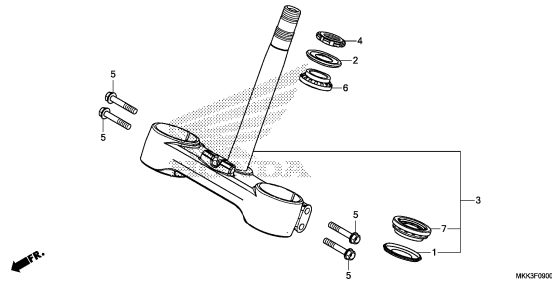


3

# FRAME GROUP

F-9

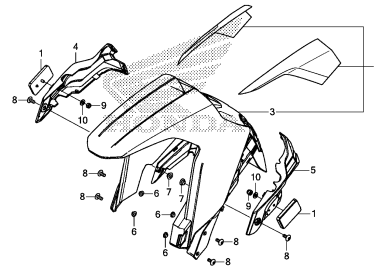
STEERING STEM



MKGF0900

F-10

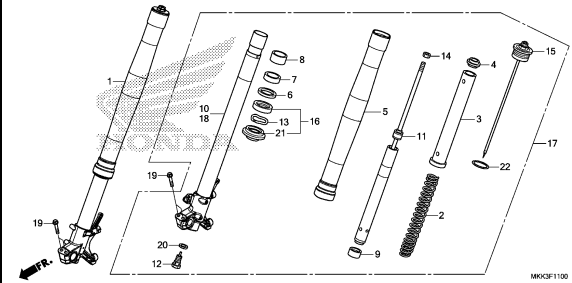
FRONT FENDER



MKGF1000

F-11

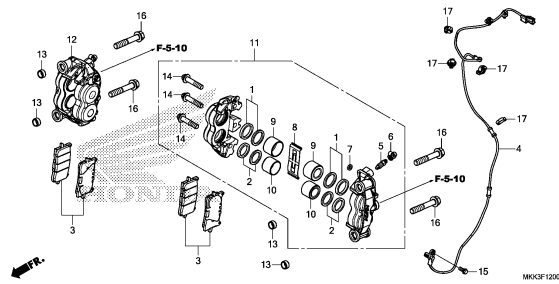
FRONT FORK



MKGF1100

F-12

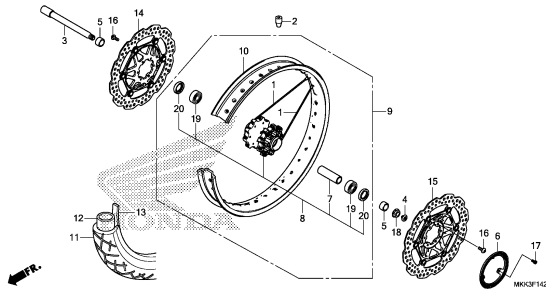
FRONT BRAKE CALIPER



MKGF1200

F-14-20

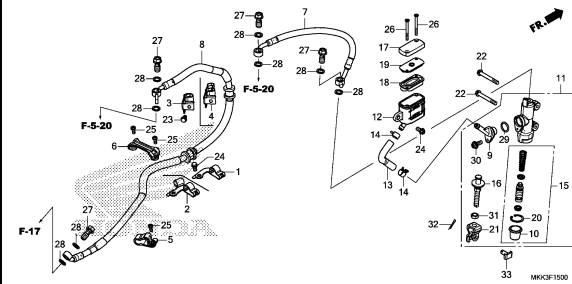
FRONT WHEEL



MKGF1420

F-15

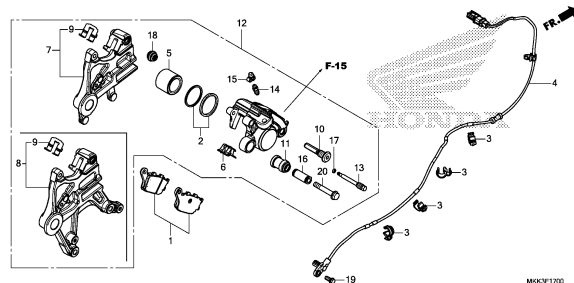
REAR BRAKE MASTER CYLINDER



MKGF1500

F-17

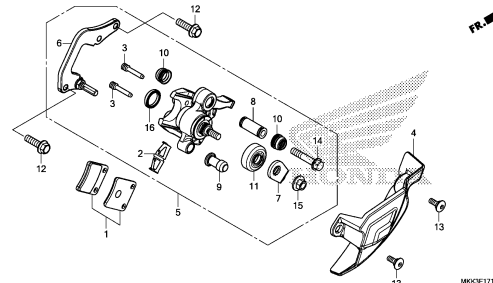
REAR BRAKE CALIPER



MKGF1700

F-17-10

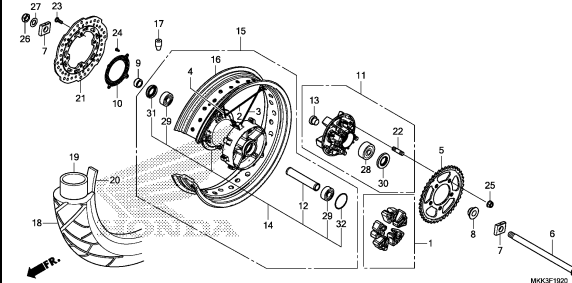
PARKING BRAKE CALIPER



MKGF1710

F-19-20

REAR WHEEL



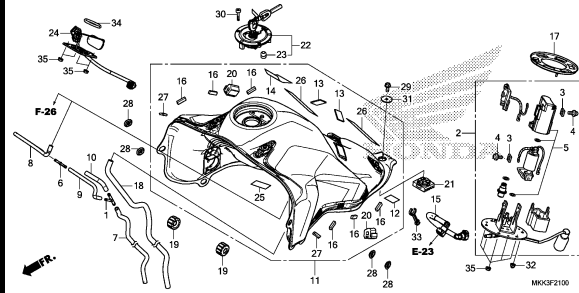
MKGF1920

3

# FRAME GROUP

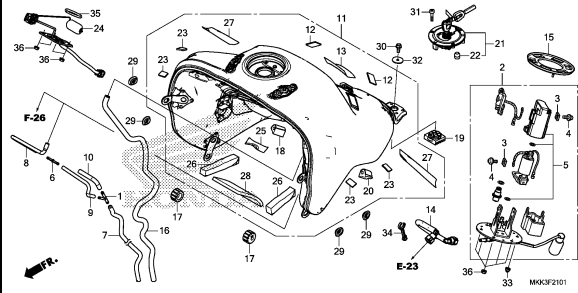
F-21

FUEL TANK/FUEL PUMP  
(CRF1000A/AL/D/DL)



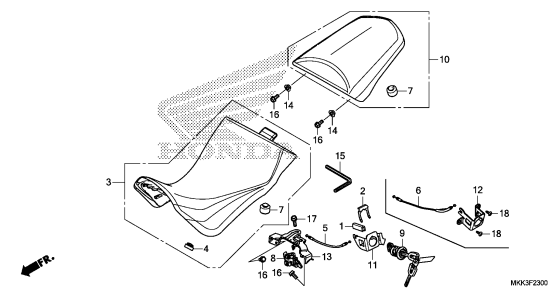
F-21-1

FUEL TANK/FUEL PUMP  
(CRF1000A2/AL2/D2/DL2)



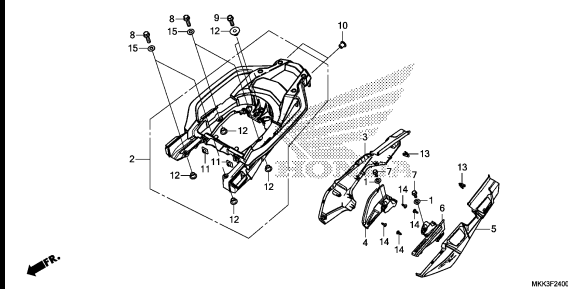
F-23

SEAT



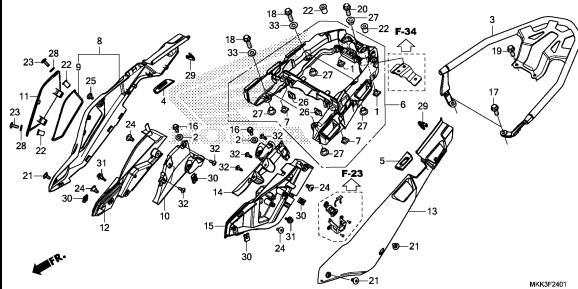
F-24

SIDE COVER/REAR CARRIER  
(CRF1000A/AL/D/DL)



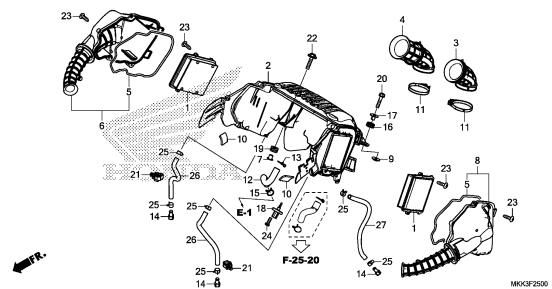
F-24-1

SIDE COVER/REAR CARRIER  
(CRF1000A2/AL2/D2/DL2)



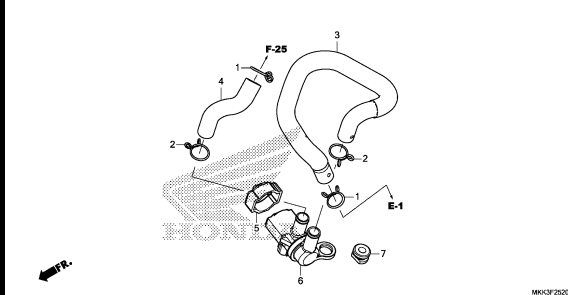
F-25

AIR CLEANER



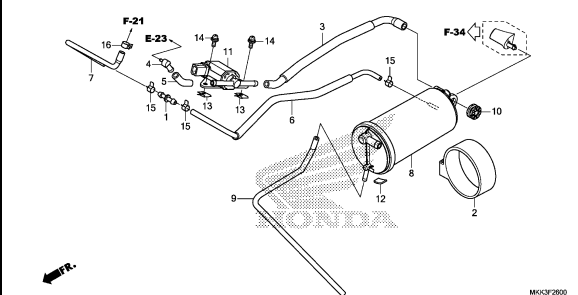
F-25-20

AIR INJECTION SOLENOID VALVE



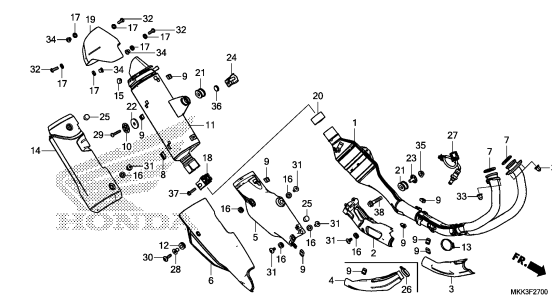
F-26

CANISTER



F-27

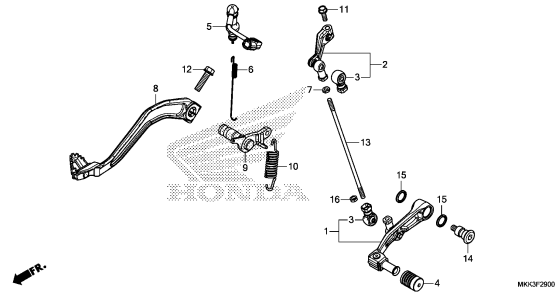
EXHAUST MUFFLER



# FRAME GROUP

F-29

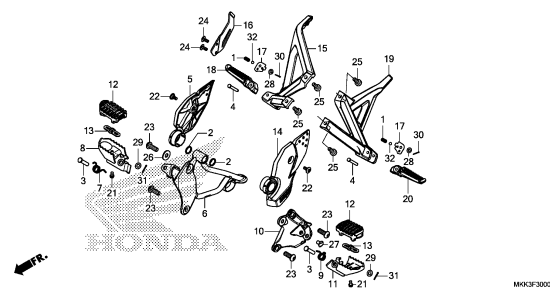
PEDAL



MKXSF2900

F-30

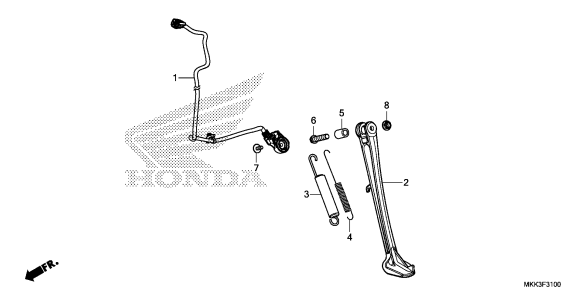
STEP



MKXSF3000

F-31

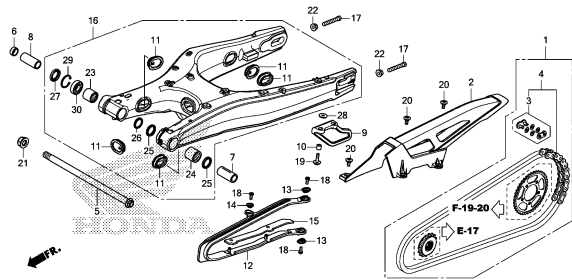
SIDE STAND



MKXSF3100

F-32

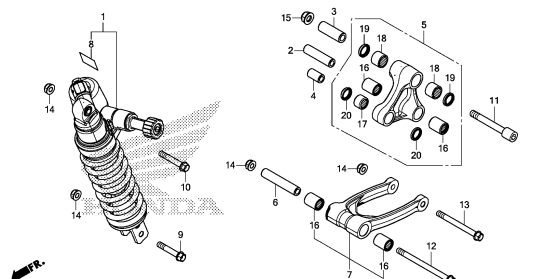
SWINGARM



MKXSF3200

F-33

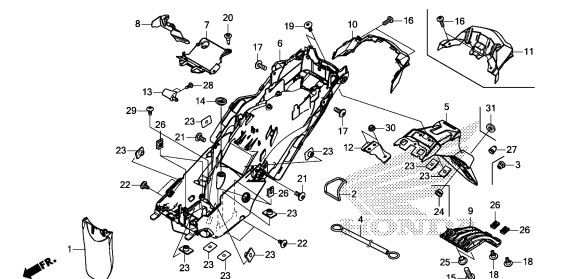
REAR CUSHION



MKXSF3300

F-34

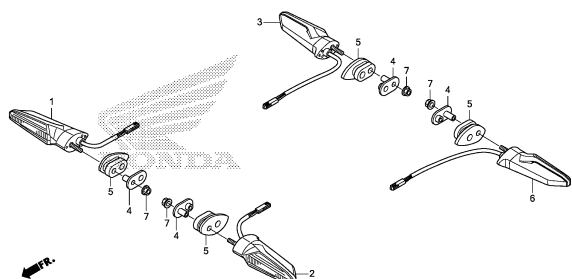
REAR FENDER



MKXSF3400

F-35

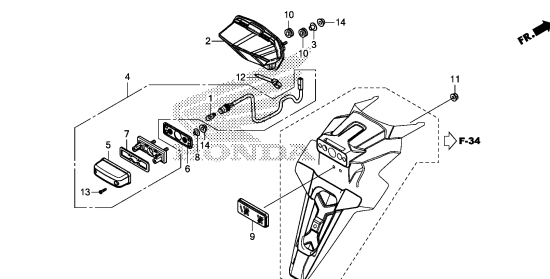
WINKER



MKXSF3500

F-36

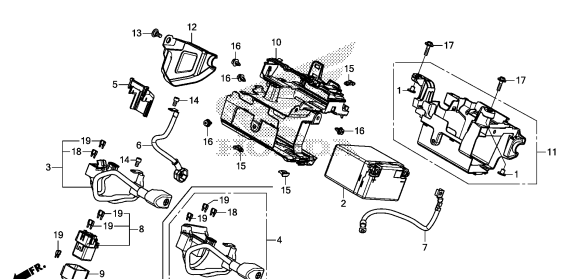
TAILLIGHT/LICENSE LIGHT



MKXSF3600

F-37

BATTERY



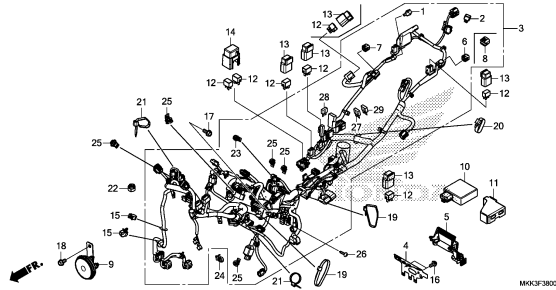
MKXSF3700

3

# FRAME GROUP

F-38

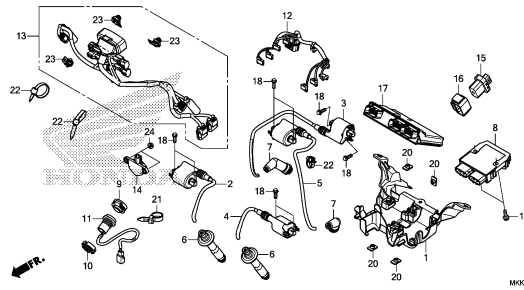
WIRE HARNESS



MK03F380

F-38-10

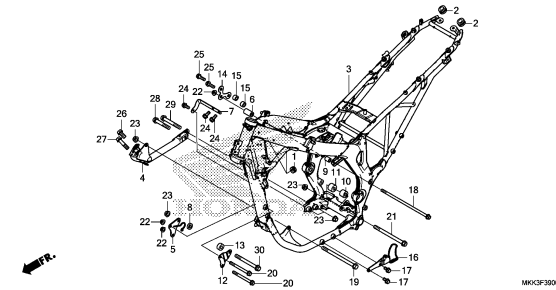
SUB HARNESS/IGNITION COIL



MK03F3810

F-39

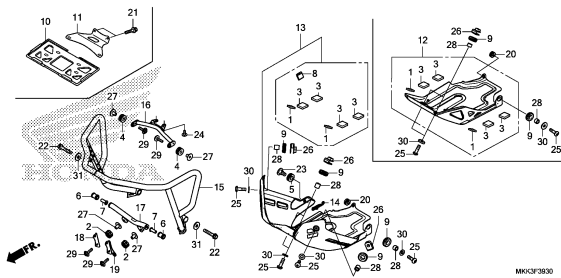
FRAME BODY



MK03F3900

F-39-30

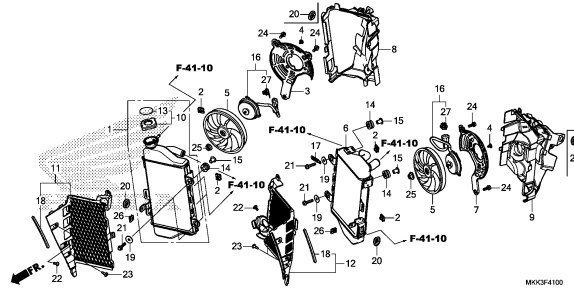
FRONT SIDE PIPE/SKID PLATE



MK03F3930

F-41

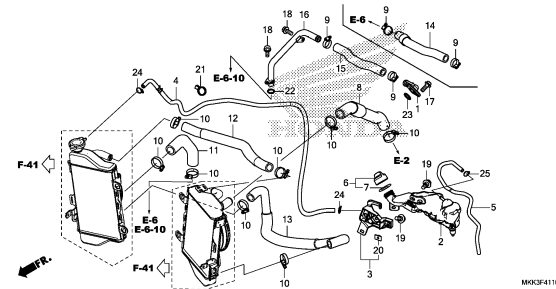
RADIATOR



MK03F4100

F-41-10

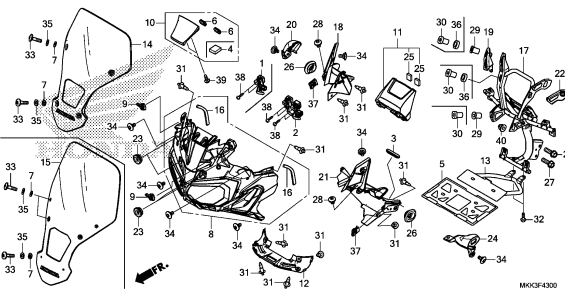
RADIATOR HOSE/WATER PIPE



MK03F4110

F-43

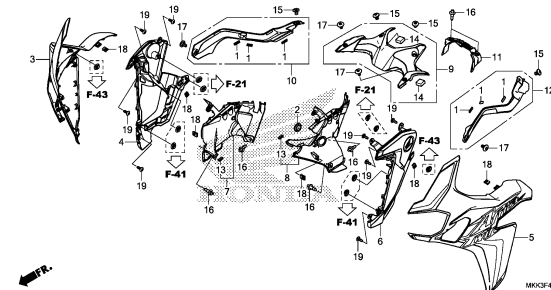
FRONT COVER



MK03F4300

F-45

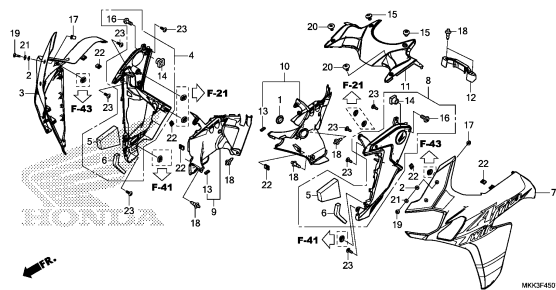
MIDDLE COWL(CRF1000A/AL/D/DL)



MK03F4500

F-45-1

MIDDLE COWL(CRF1000A2/AL2/D2/DL2)

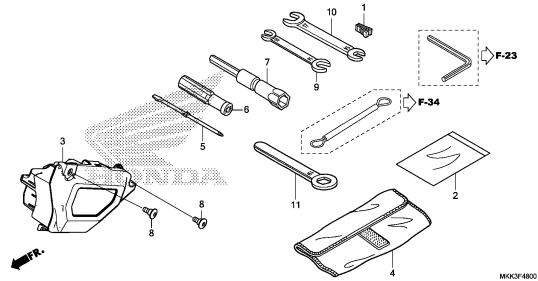


MK03F4501

# FRAME GROUP

F-48

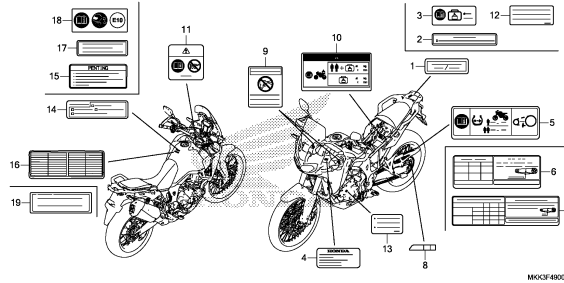
TOOL



MKCF480

F-49

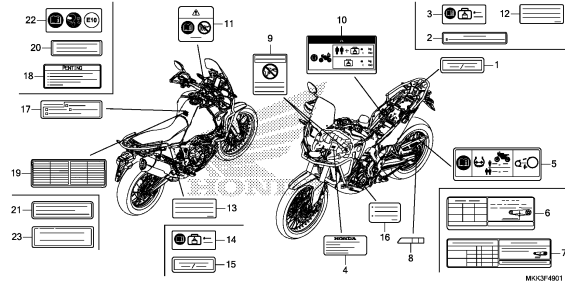
CAUTION LABEL(CRF1000A/AL/D/DL)



MKCF490

F-49-1

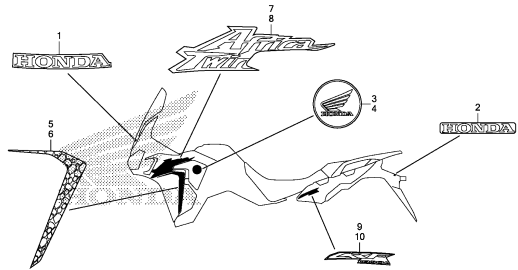
CAUTION LABEL (CRF1000A2/AL2/D2/DL2)



MKCF491

F-50

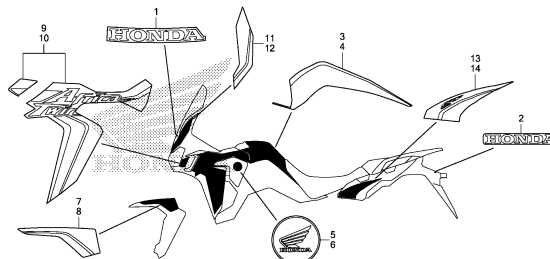
MARK/STRIPE(1)



MKCF500

F-50-1

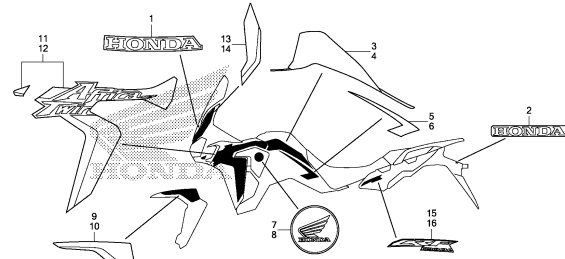
MARK/STRIPE(2)



MKCF501

F-50-2

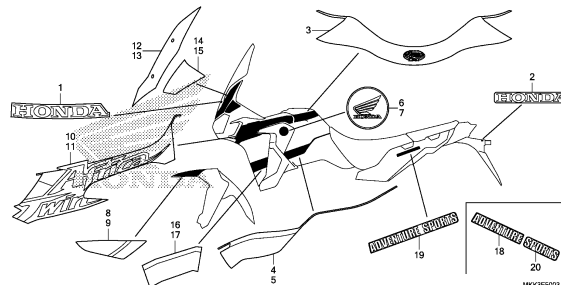
MARK/STRIPE(3)



MKCF502

F-50-3

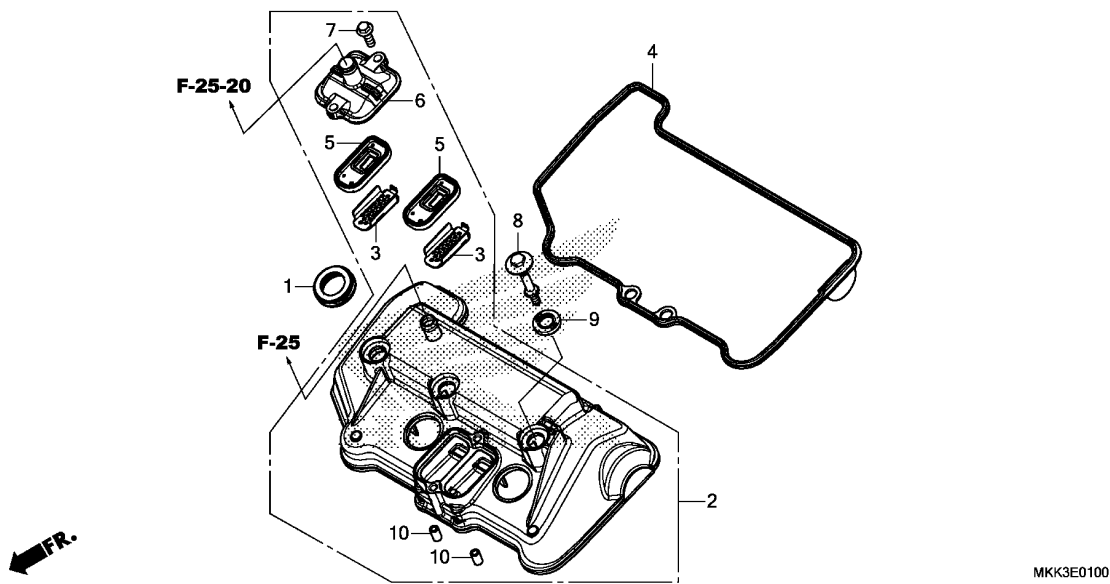
MARK/STRIPE(4)



MKCF503

# E-1

# CYLINDER HEAD COVER



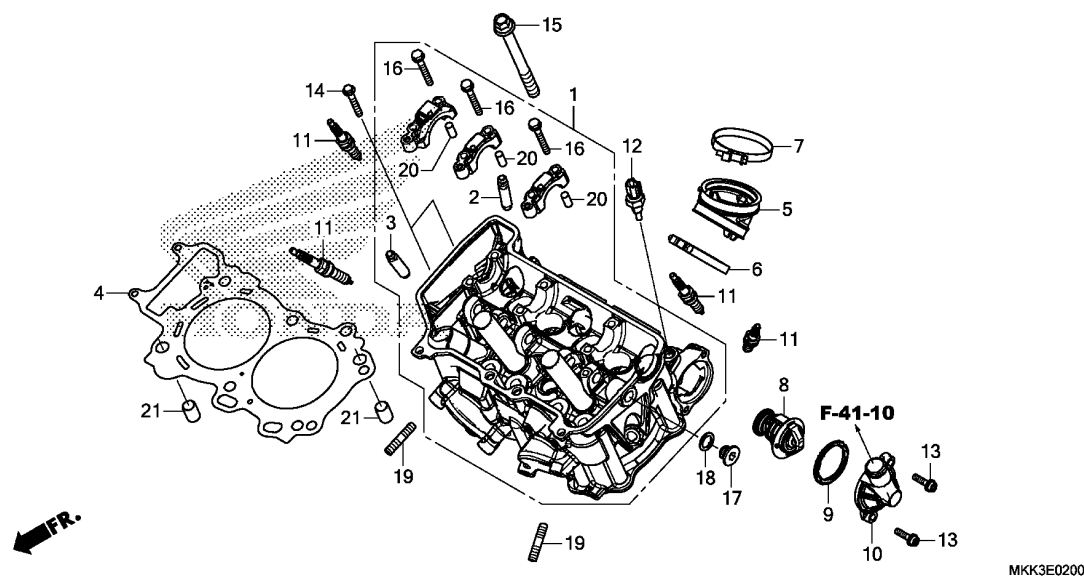
Ref. No.	L.O.N.	(Relative ref. Number) Description	F.R.T.
2	1111C4	COVER, CYLINDER HEAD .....	1.9
4	1111D2	GASKET, CYLINDER HEAD COVER ..	1.9
5		(3)	
	314125	VALVE, PAIR CHECK .....	2.0
.NOTE: Same time for two units			

Ref. No.	Part No.	Description	Reqd. QTY								Serial No.	Parts catalogue code
			A	A2	AL	AL2	D	D2	DL	DL2		
1	12229-HL4-000	SEAL, PLUG TUBE .....	2	2	2	2	2	2	2	2		
2	12300-MKK-D00	COVER ASSY., CYLINDER HEAD ..	1	1	1	1	1	1	1	1		
3	12341-MAT-750	PLATE, PORT(AI) .....	2	2	2	2	2	2	2	2		
4	12391-HL4-000	GASKET, HEAD COVER .....	1	1	1	1	1	1	1	1		
5	18601-KEA-741	VALVE COMP., REED(ARAI) .....	2	2	2	2	2	2	2	2		
6	18612-MKK-D00	COVER, REED VALVE .....	1	1	1	1	1	1	1	1		
7	90004-GHB-640	BOLT, FLANGE, 6X18(NSHF) .....	2	2	2	2	2	2	2	2		
8	90017-MAL-600	BOLT, HEAD COVER .....	3	3	3	3	3	3	3	3		
9	90543-MV9-670	RUBBER, MOUNTING .....	3	3	3	3	3	3	3	3		
10	94301-10160	DOWEL PIN, 10X16 .....	2	2	2	2	2	2	2	2		

2

# E-2

# CYLINDER HEAD



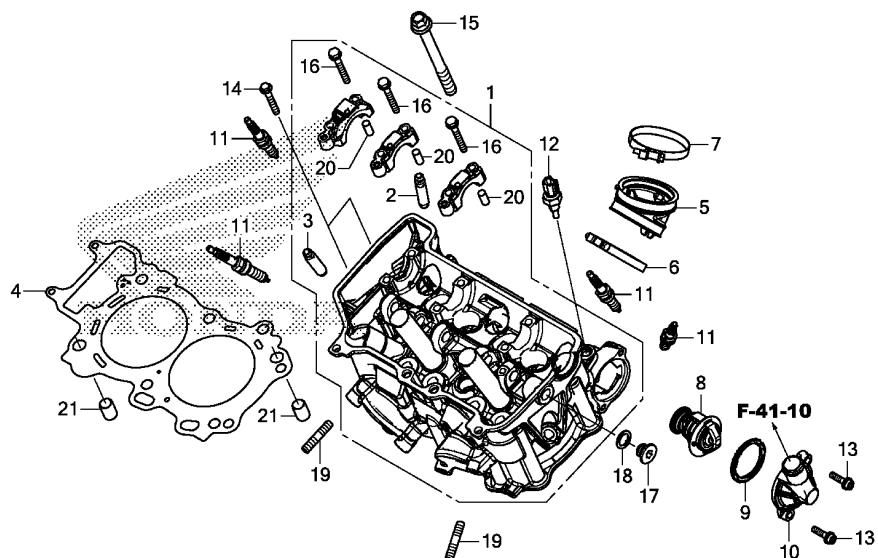
Ref. No.	L.O.N.	(Relative ref. Number) Description	F.R.T.
1	111106	HEAD, CYLINDER ..... .INCLUDES: Engine removal and installation .INCLUDES: Valve adjust and reface	10.3
2	1111L9	GUIDE, INTAKE VALVE(ONE) ..... .INCLUDES: Engine removal and installation .INCLUDES: Reaming .INCLUDES: Valve adjust and reface	9.1
	1111L9A	.Replace all intake valve guide add .....	0.9
3	1111M0	GUIDE, EXHAUST VALVE(ONE) ..... .INCLUDES: Engine removal and installation .INCLUDES: Reaming .INCLUDES: Valve adjust and reface	9.1
	1111M0A	.Replace all exhaust valve guide add .....	0.9
	1111M9	GUIDE, VALVE :FOR 1 VEHICLE .. .INCLUDES: Engine removal and installation .INCLUDES: Reaming	11.2

Ref. No.	Part No.	Description	Reqd. QTY								Serial No.	Parts catalogue code	
			A	A2	AL	AL2	D	D2	DL	DL2			
1	12010-MJP-G50	HEAD ASSY., CYLINDER .....	1	1	1	1	1	1	1	1	1		
2	12204-HL4-305	GUIDE, IN. VALVE(O.S.) .....	4	4	4	4	4	4	4	4	4		
3	12205-HL4-305	GUIDE, EX. VALVE(O.S.) .....	4	4	4	4	4	4	4	4	4		
4	12251-MJP-G51	GASKET, CYLINDER HEAD .....	1	1	1	1	1	1	1	1	1		
5	16211-MKK-D00	INSULATOR, THROTTLE BODY .....	2	2	2	2	2	2	2	2	2		
6	16217-MKK-D00	BAND, INSULATOR .....	2	2	2	2	2	2	2	2	2		
7	16218-MKK-D00	BAND, INSULATOR .....	2	2	2	2	2	2	2	2	2		
8	19300-MCJ-003	THERMOSTAT .....	1	1	1	1	1	1	1	1	1		
9	19305-KV3-010	RUBBER, THERMOSTAT .....	1	1	1	1	1	1	1	1	1		
10	19321-MJP-G50	COVER, THERMOSTAT .....	1	1	1	1	1	1	1	1	1		
11	31909-MJP-G51	PLUG, SPARK(SILMAR8A9S)(NGK)	4	4	4	4	4	4	4	4	4		
12	37870-MGS-D31	SENSOR ASSY., WATER TEMPERATURE	1	1	1	1	1	1	1	1	1		
13	90001-MGZ-J00	BOLT, FLANGE SOCKET, 6X22 ...	2	2	2	2	2	2	2	2	2		
14	90006-GHB-710	BOLT, FLANGE, 6X40(NSHF) .....	2	2	2	2	2	2	2	2	2		
15	90007-HL4-003	BOLT-WASHER, 12X118 .....	6	6	6	6	6	6	6	6	6		
16	90017-MA6-000	BOLT, FLANGE, 6X45.5 .....	6	6	6	6	6	6	6	6	6		
17	90032-MJP-G50	BOLT, SEALING, 14MM .....	1	1	1	1	1	1	1	1	1		
18	90544-KFO-000	WASHER, SEALING, 14MM .....	1	1	1	1	1	1	1	1	1		
19	92900-08025-0B	BOLT, STUD, 8X25 .....	4	4	4	4	4	4	4	4	4		
20	94301-08200	DOWEL PIN, 8X20 .....	6	6	6	6	6	6	6	6	6		
21	94301-14200	DOWEL PIN, 14X20 .....	2	2	2	2	2	2	2	2	2		



E-2

CYLINDER HEAD

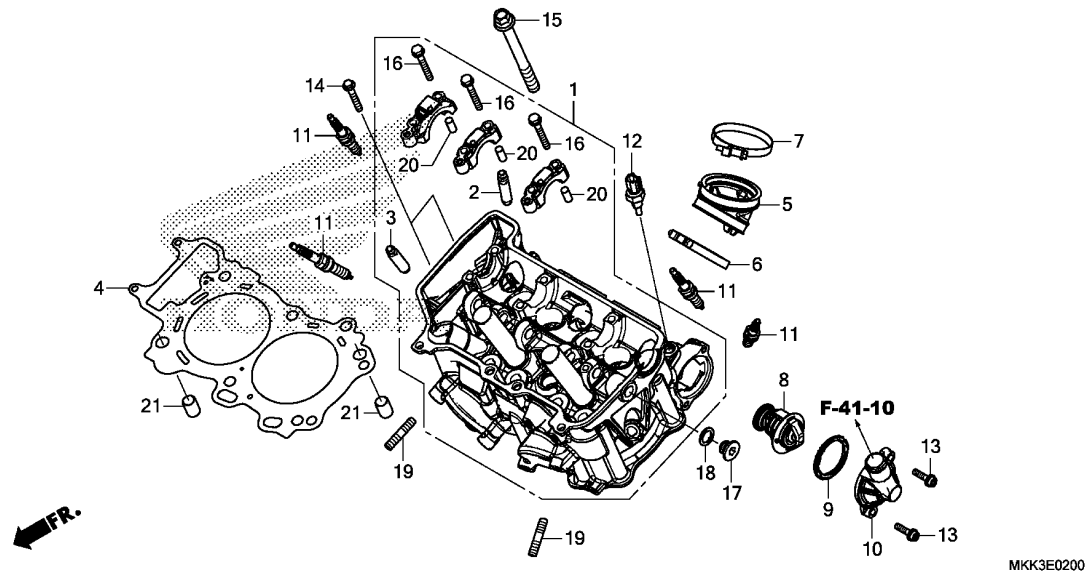


MKK3E0200

Ref. No.	L.O.N.	(Relative ref. Number) Description	F.R.T.
+ 3		.INCLUDES: Valve adjust and reface	
4	111115	GASKET, CYLINDER HEAD .....	8.2
5	311131	INSULATOR, THROTTLE BODY/ CARBURETOR .....	1.6
	3111B6	INSULATOR, THROTTLE BODY/ CARBURETOR :FOR 1 VEHICLE ...	1.6
8		(9)	
	114116	THERMOSTAT .....	1.2
10	1141B3	COVER, THERMOSTAT .....	1.1
11	6141B0	PLUG, SPARK :LEFT .....	0.9
	6141B0A	.Replace 1 spark plug add ....	0.1
	6141F1	PLUG, SPARK(A) :LEFT .....	1.0
		.NOTE: Adventure sports model	
	6141F1A	.Replace 1 spark plug add ....	0.1
	6141B1	PLUG, SPARK :RIGHT .....	0.9
	6141B1A	.Replace 1 spark plug add ....	0.1
	6141F2	PLUG, SPARK(A) :RIGHT .....	1.0
		.NOTE: Adventure sports model	
	6141F2A	.Replace 1 spark plug add ....	0.1
	6141B2	PLUG, SPARK :FOR 1 VEHICLE ...	1.3
	6141D0	PLUG, SPARK(A) :FOR 1 VEHICLE	1.4
		.NOTE: Adventure sports model	

# E-2

# CYLINDER HEAD

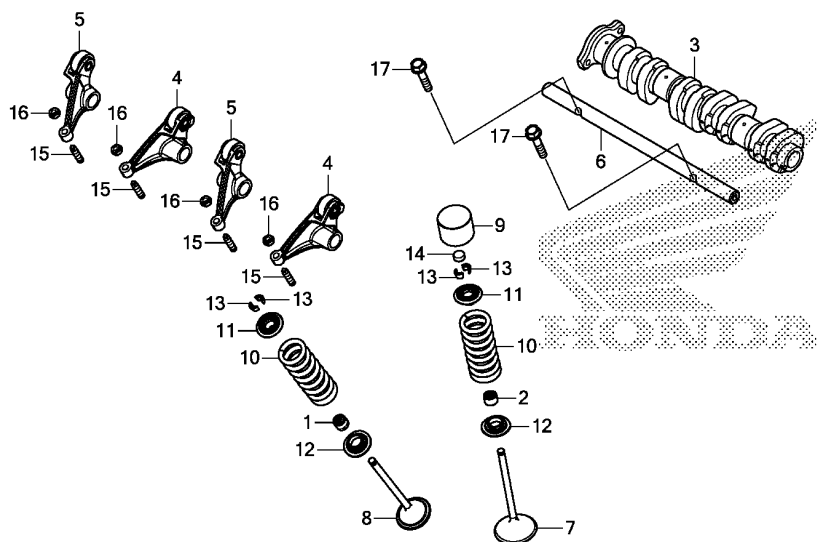


Ref. No.	L.O.N. (Relative ref. Number)	Description	F.R.T.
12	6171A9	SENSOR, WATER TEMP .....	1.2



E-3

CAMSHAFT/VALVE



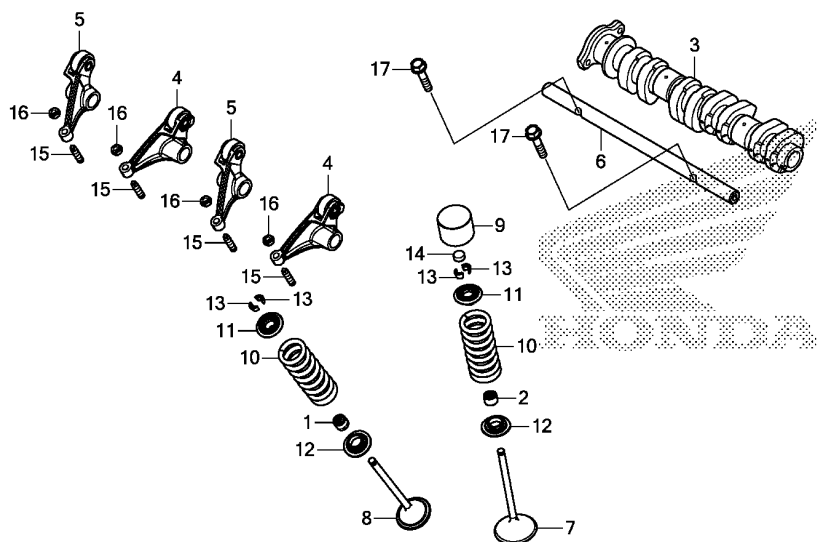
MKK3E0300

Ref. No.	L.O.N.	(Relative ref. Number) Description	F.R.T.
3	111118	CAMSHAFT ..... .INCLUDES: Valve adjustment (5)	2.9
4	1111K9	ARM, EXHAUST VALVE ROCKER(ONE) .INCLUDES: Valve adjustment	2.8
	1111L8	ARM, VALVE ROCKER :FOR 1 VEHICLE .....	2.8
7	1111N0	VALVE, INTAKE(ONE) ..... .INCLUDES: Valve adjustment	8.6
	1111NOA	.INCLUDES: Engine removal and installation .INCLUDES: Refacing	0.6
8	1111N1	.Replace all intake valve add VALVE, EXHAUST(ONE) ..... .INCLUDES: Engine removal and installation	8.6
	1111N1A	.INCLUDES: Refacing .Replace all exhaust valve add	0.6
	1111P0	VALVE :FOR 1 VEHICLE ..... .INCLUDES: Engine removal and installation	10.0
	1111P0	.INCLUDES: Refacing (1,2,11,12,13)	
10	1111P2	INTAKE VALVE SPRING AND/OR STEM SEAL(ONE) .....	8.4

Ref. No.	Part No.	Description	Reqd. QTY								Serial No.	Parts catalogue code
			A	A2	AL	AL2	D	D2	DL	DL2		
			J	J	J	J	J	J	J	J		
1	12208-413-003	SEAL, VALVE STEM(ARAI) .....	4	4	4	4	4	4	4	4		
2	12208-MEG-003	SEAL, VALVE STEM(ARAI) .....	4	4	4	4	4	4	4	4		
3	14110-MJP-G50	CAMSHAFT COMP. ....	1	1	1	1	1	1	1	1		
4	14410-HL4-000	ARM COMP. A, EX. ROCKER .....	2	2	2	2	2	2	2	2		
5	14420-HL4-000	ARM COMP. B, EX. ROCKER .....	2	2	2	2	2	2	2	2		
6	14451-HL4-000	SHAFT, ROCKER ARM .....	1	1	1	1	1	1	1	1		
7	14711-HL4-000	VALVE, IN. ....	4	4	4	4	4	4	4	4		
8	14721-MJP-G50	VALVE, EX. ....	4	4	4	4	4	4	4	4		
9	14731-MGE-010	LIFTER, VALVE .....	4	4	4	4	4	4	4	4		
10	14751-MJP-G50	SPRING, VALVE .....	8	8	8	8	8	8	8	8		
11	14771-HL4-000	RETAINER, VALVE SPRING .....	8	8	8	8	8	8	8	8		
12	14775-MJP-G50	SEAT, VALVE SPRING .....	8	8	8	8	8	8	8	8		
13	14781-HA0-770	COTTER, VALVE .....	16	16	16	16	16	16	16	16		
14	14901-MBB-000	SHIM, TAPPET(1.20) .....	4	4	4	4	4	4	4	4		
	14902-MBB-000	SHIM, TAPPET(1.225) .....	4	4	4	4	4	4	4	4		
	14903-MBB-000	SHIM, TAPPET(1.250) .....	4	4	4	4	4	4	4	4		
	14904-MBB-000	SHIM, TAPPET(1.275) .....	4	4	4	4	4	4	4	4		
	14905-MBB-000	SHIM, TAPPET(1.30) .....	4	4	4	4	4	4	4	4		
	14906-MBB-000	SHIM, TAPPET(1.325) .....	4	4	4	4	4	4	4	4		
	14907-MBB-000	SHIM, TAPPET(1.350) .....	4	4	4	4	4	4	4	4		
	14908-MBB-000	SHIM, TAPPET(1.375) .....	4	4	4	4	4	4	4	4		
	14909-MBB-000	SHIM, TAPPET(1.40) .....	4	4	4	4	4	4	4	4		
	14910-MBB-000	SHIM, TAPPET(1.425) .....	4	4	4	4	4	4	4	4		
	14911-MBB-000	SHIM, TAPPET(1.450) .....	4	4	4	4	4	4	4	4		
	14912-MBB-000	SHIM, TAPPET(1.475) .....	4	4	4	4	4	4	4	4		
	14913-MBB-000	SHIM, TAPPET(1.50) .....	4	4	4	4	4	4	4	4		
	14914-MBB-000	SHIM, TAPPET(1.525) .....	4	4	4	4	4	4	4	4		

# E-3

# CAMSHAFT/VALVE



MKK3E0300

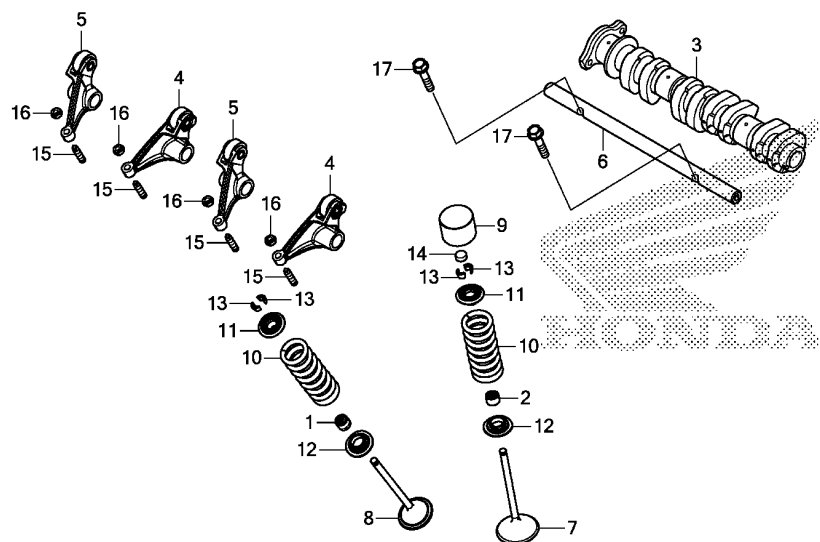
Ref. No.	L.O.N. (Relative ref. Number)	Description	F.R.T.
+10		.INCLUDES: Engine removal and installation	
1111P2A		.Replace all intake spring add	0.3
1111P3		EXHAUST VALVE SPRING AND/OR STEM SEAL(ONE) .....	8.4
		.INCLUDES: Engine removal and installation	
1111P3A		.Replace all exhaust spring add .....	0.3
1111Q2		VALVE SPRING AND/OR STEM SEAL :FOR 1 VEHICLE .....	9.1
		.INCLUDES: Engine removal and installation	

Ref. No.	Part No.	Description	Reqd. QTY								Serial No.	Parts catalogue code
			A	A2	AL	AL2	D	D2	DL	DL2		
14)	14915-MBB-000	SHIM, TAPPET(1.550) .....	4	4	4	4	4	4	4	4		
	14916-MBB-000	SHIM, TAPPET(1.575) .....	4	4	4	4	4	4	4	4		
	14917-MBB-000	SHIM, TAPPET(1.60) .....	4	4	4	4	4	4	4	4		
	14918-MBB-000	SHIM, TAPPET(1.625) .....	4	4	4	4	4	4	4	4		
	14919-MBB-000	SHIM, TAPPET(1.650) .....	4	4	4	4	4	4	4	4		
	14920-MBB-000	SHIM, TAPPET(1.675) .....	4	4	4	4	4	4	4	4		
	14921-MBB-000	SHIM, TAPPET(1.70) .....	4	4	4	4	4	4	4	4		
	14922-MBB-000	SHIM, TAPPET(1.725) .....	4	4	4	4	4	4	4	4		
	14923-MBB-000	SHIM, TAPPET(1.750) .....	4	4	4	4	4	4	4	4		
	14924-MBB-000	SHIM, TAPPET(1.775) .....	4	4	4	4	4	4	4	4		
	14925-MBB-000	SHIM, TAPPET(1.80) .....	4	4	4	4	4	4	4	4		
	14926-MBB-000	SHIM, TAPPET(1.825) .....	4	4	4	4	4	4	4	4		
	14927-MBB-000	SHIM, TAPPET(1.850) .....	4	4	4	4	4	4	4	4		
	14928-MBB-000	SHIM, TAPPET(1.875) .....	4	4	4	4	4	4	4	4		
	14929-MBB-000	SHIM, TAPPET(1.90) .....	4	4	4	4	4	4	4	4		
	14930-MBB-000	SHIM, TAPPET(1.925) .....	4	4	4	4	4	4	4	4		
	14931-MBB-000	SHIM, TAPPET(1.950) .....	4	4	4	4	4	4	4	4		
	14932-MBB-000	SHIM, TAPPET(1.975) .....	4	4	4	4	4	4	4	4		
	14933-MBB-000	SHIM, TAPPET(2.00) .....	4	4	4	4	4	4	4	4		
	14934-MBB-000	SHIM, TAPPET(2.025) .....	4	4	4	4	4	4	4	4		
	14935-MBB-000	SHIM, TAPPET(2.050) .....	4	4	4	4	4	4	4	4		
	14936-MBB-000	SHIM, TAPPET(2.075) .....	4	4	4	4	4	4	4	4		
	14937-MBB-000	SHIM, TAPPET(2.10) .....	4	4	4	4	4	4	4	4		
	14938-MBB-000	SHIM, TAPPET(2.125) .....	4	4	4	4	4	4	4	4		
	14939-MBB-000	SHIM, TAPPET(2.150) .....	4	4	4	4	4	4	4	4		
	14940-MBB-000	SHIM, TAPPET(2.175) .....	4	4	4	4	4	4	4	4		
	14941-MBB-000	SHIM, TAPPET(2.20) .....	4	4	4	4	4	4	4	4		
	14942-MBB-000	SHIM, TAPPET(2.225) .....	4	4	4	4	4	4	4	4		
	14943-MBB-000	SHIM, TAPPET(2.250) .....	4	4	4	4	4	4	4	4		



E-3

CAMSHAFT/VALVE

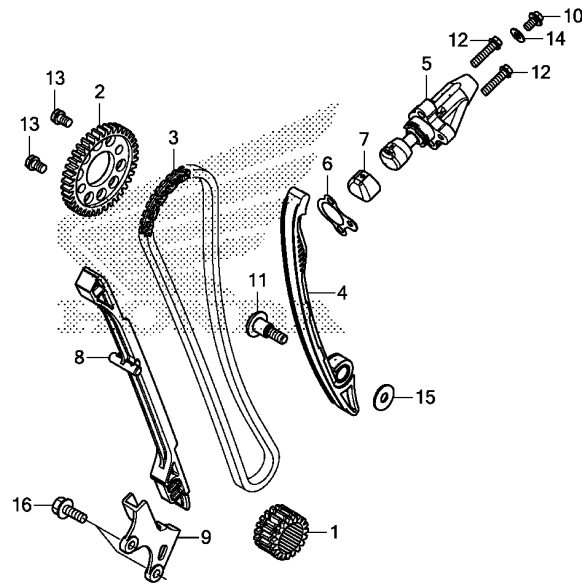


MKK3E0300

Ref. No.	Part No.	Description	Reqd. QTY								Serial No.	Parts catalogue code	
			A	A2	AL	AL2	D	D2	DL	DL2			
			CRF1000										
			J	J	J	J	J	J	J	J	J		
14)	14944-MBB-000	SHIM, TAPPET(2.275) .....	4	4	4	4	4	4	4	4	4		
	14945-MBB-000	SHIM, TAPPET(2.30) .....	4	4	4	4	4	4	4	4	4		
	14946-MBB-000	SHIM, TAPPET(2.325) .....	4	4	4	4	4	4	4	4	4		
	14947-MBB-000	SHIM, TAPPET(2.350) .....	4	4	4	4	4	4	4	4	4		
	14948-MBB-000	SHIM, TAPPET(2.375) .....	4	4	4	4	4	4	4	4	4		
	14949-MBB-000	SHIM, TAPPET(2.40) .....	4	4	4	4	4	4	4	4	4		
	14950-MBB-000	SHIM, TAPPET(2.425) .....	4	4	4	4	4	4	4	4	4		
	14951-MBB-000	SHIM, TAPPET(2.450) .....	4	4	4	4	4	4	4	4	4		
15	90012-MGE-000	SCREW, TAPPET ADJUSTING .....	4	4	4	4	4	4	4	4	4		
16	90206-KM3-000	NUT, TAPPET ADJUSTING .....	4	4	4	4	4	4	4	4	4		
17	95701-06030-00	BOLT, FLANGE, 6X30 .....	2	2	2	2	2	2	2	2	2		

# E-4

# CAM CHAIN/TENSIONER



MKK3E0400

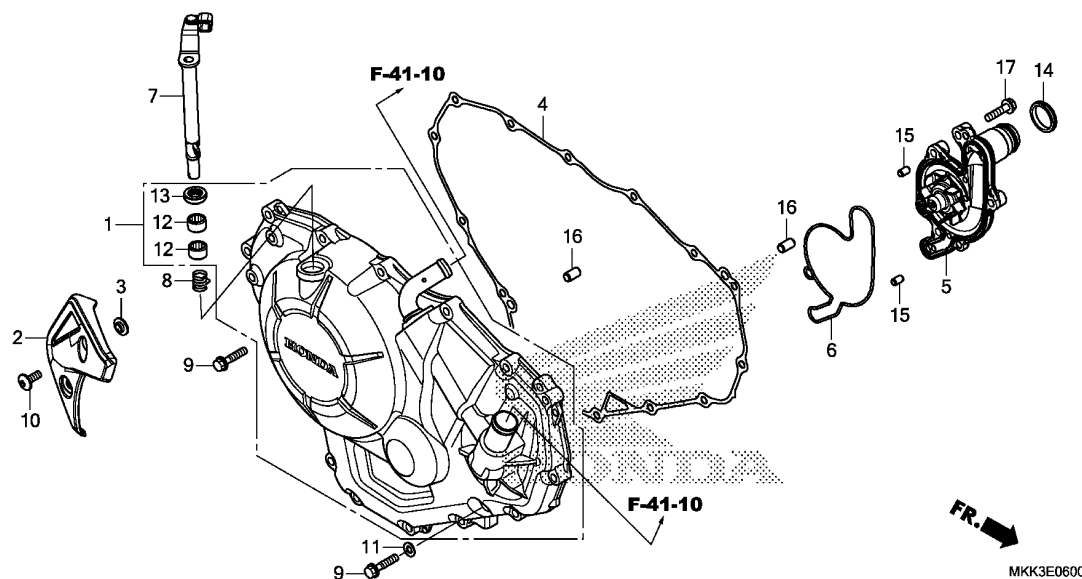
Ref. No.	L.O.N.	(Relative ref. Number) Description	F.R.T.
1	1101C8	SPROCKET, TIMING ..... .INCLUDES: Engine removal and installation	9.3
2	1111Q4	SPROCKET, CAM .....	2.8
3	110140	CHAIN, CAM ..... .INCLUDES: Engine removal and installation	9.3
4	111130	TENSIONER, CAM CHAIN ..... .INCLUDES: Engine removal and installation	9.3
5	111133	(6) LIFTER, TENSIONER .....	0.1
8	111139	GUIDE, CAM CHAIN ..... .INCLUDES: Engine removal and installation	8.2

Ref. No.	Part No.	Description	Reqd. QTY								Serial No.	Parts catalogue code
			A	A2	AL	AL2	D	D2	DL	DL2		
			CRF1000									
			J	J	J	J	J	J	J	J		
1	14311-MJP-G50	SPROCKET, TIMING(19T) .....	1	1	1	1	1	1	1	1		
2	14321-MJP-G50	SPROCKET, CAM(38T) .....	1	1	1	1	1	1	1	1		
3	14401-MJP-G51	CHAIN, CAM(128L)(BORG WARNER)	1	1	1	1	1	1	1	1		
4	14510-MJP-G50	TENSIONER COMP., CAM CHAIN ..	1	1	1	1	1	1	1	1		
5	14520-MJP-G51	LIFTER ASSY., TENSIONER .....	1	1	1	1	1	1	1	1		
6	14523-HL4-003	GASKET, TENSIONER HOLE .....	1	1	1	1	1	1	1	1		
7	14524-MBB-000	CAP, LIFTER PAT .....	1	1	1	1	1	1	1	1		
8	14611-MJP-G50	GUIDE A, CAM CHAIN .....	1	1	1	1	1	1	1	1		
9	14612-MJP-G50	PLATE, CAM CHAIN GUIDE .....	1	1	1	1	1	1	1	1		
10	90004-GHB-600	BOLT, FLANGE, 6X10(NSHF) .....	1	1	1	1	1	1	1	1		
11	90008-MJP-G50	BOLT, SPECIAL, 8MM .....	1	1	1	1	1	1	1	1		
12	96001-060-2500	BOLT, FLANGE, 6X25 .....	2	2	2	2	2	2	2	2		
13	90082-HA0-000	BOLT, FLANGE KNOCK, 7X10.5 ..	2	2	2	2	2	2	2	2		
14	90442-397-000	WASHER, SEALING, 6MM .....	1	1	1	1	1	1	1	1		
15	90505-425-000	WASHER, 8MM .....	1	1	1	1	1	1	1	1		
16	95701-06016-00	BOLT, FLANGE, 6X16 .....	2	2	2	2	2	2	2	2		



# E-6

# RIGHT CRANKCASE COVER(CRF1000A/A2/AL/AL2)

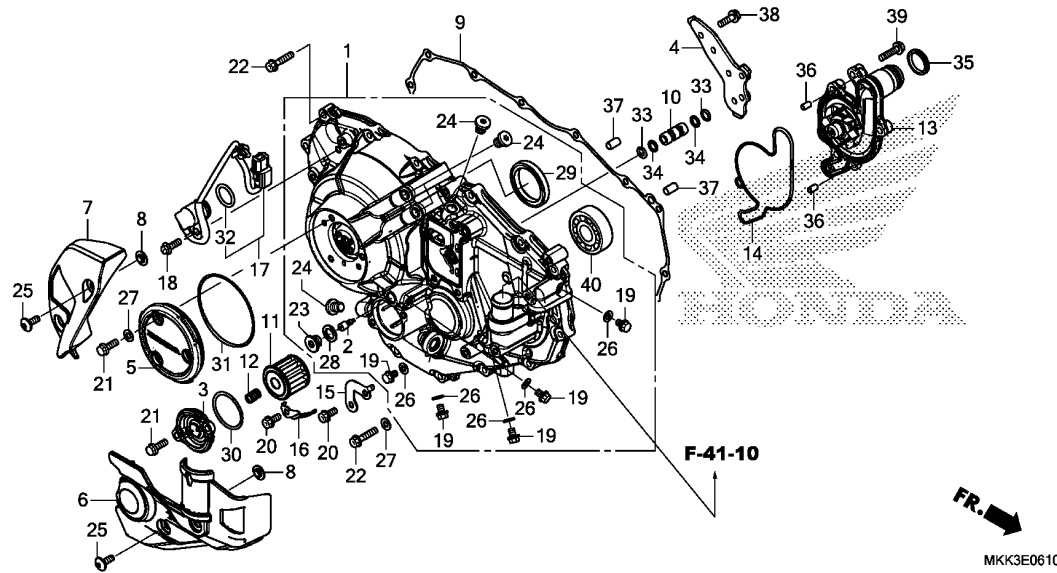


Ref. No.	L.O.N.	(Relative ref. Number) Description	F.R.T.
1	110159	COVER, CRANKCASE :RIGHT .....	1.7
2	4131K0	COVER, ENGINE SIDE :RIGHT ....	0.1
	4131HX	COVER, ENGINE SIDE(A) :RIGHT ..	0.1
		.NOTE: Adventure sports model	
	4131K1	COVER, ENGINE SIDE :BOTH .....	0.1
	4131PG	COVER, ENGINE SIDE(A) :BOTH ..	0.2
		.NOTE: Adventure sports model	
4		(14)	
	110158	GASKET, CRANKCASE COVER :RIGHT	1.6
	114103	PUMP ASSY., WATER .....	1.7
	1141P3	GASKET, WATER PUMP .....	1.7
		(8)	
	2121A7	LEVER, CLUTCH .....	1.6
	12 2121F1	BEARING, CLUTCH LEVER .....	2.1
		.NOTE: Same time for two units	
	13 2121F0	OIL SEAL, CLUTCH LEVER .....	1.7

Ref. No.	Part No.	Description	Reqd. QTY								Serial No.	Parts catalogue code
			CRF1000									
			A	A2	AL	AL2	D	D2	DL	DL2		
			J	J	J	J	J	J	J	J		
1	11330-MJP-G50	COVER COMP., R. CRANKCASE ...	1	1	1	1	-	-	-	-		
2	11376-MJP-G50	COVER, R. RR. ENGINE .....	1	1	1	1	-	-	-	-		
3	11385-MJF-A00	COLLAR .....	2	2	2	2	-	-	-	-		
4	11394-MJP-G51	GASKET, R. CRANKCASE COVER ..	1	1	1	1	-	-	-	-		
5	19200-MJP-G50	PUMP COMP., WATER .....	1	1	1	1	-	-	-	-		
6	19226-MJP-G50	GASKET, WATER PUMP BODY .....	1	1	1	1	-	-	-	-		
7	22810-MJP-G50	LEVER COMP., CLUTCH .....	1	1	1	1	-	-	-	-		
8	22815-413-000	SPRING, CLUTCH LEVER .....	1	1	1	1	-	-	-	-		
9	90026-GHB-690	BOLT, FLANGE, 6X28 .....	16	16	16	16	-	-	-	-		
10	90085-MGC-920	BOLT, SPECIAL, 6X17 .....	2	2	2	2	-	-	-	-		
11	90488-425-000	WASHER, SEALING, 6MM .....	1	1	1	1	-	-	-	-		
12	91053-MFJ-D01	BEARING, NEEDLE, 12X16X10 ...	2	2	2	2	-	-	-	-		
13	91205-KF0-003	OIL SEAL, 12X20X5(ARAI) .....	1	1	1	1	-	-	-	-		
14	91315-MJP-G51	SEAL, WATER PIPE .....	1	1	1	1	-	-	-	-		
15	94301-06100	DOWEL PIN, 6X10 .....	2	2	2	2	-	-	-	-		
16	94301-08140	DOWEL PIN, 8X14 .....	2	2	2	2	-	-	-	-		
17	95701-06025-00	BOLT, FLANGE, 6X25 .....	4	4	4	4	-	-	-	-		

# E-6-10

# RIGHT CRANKCASE COVER(CRF1000D/D2/DL/DL2)



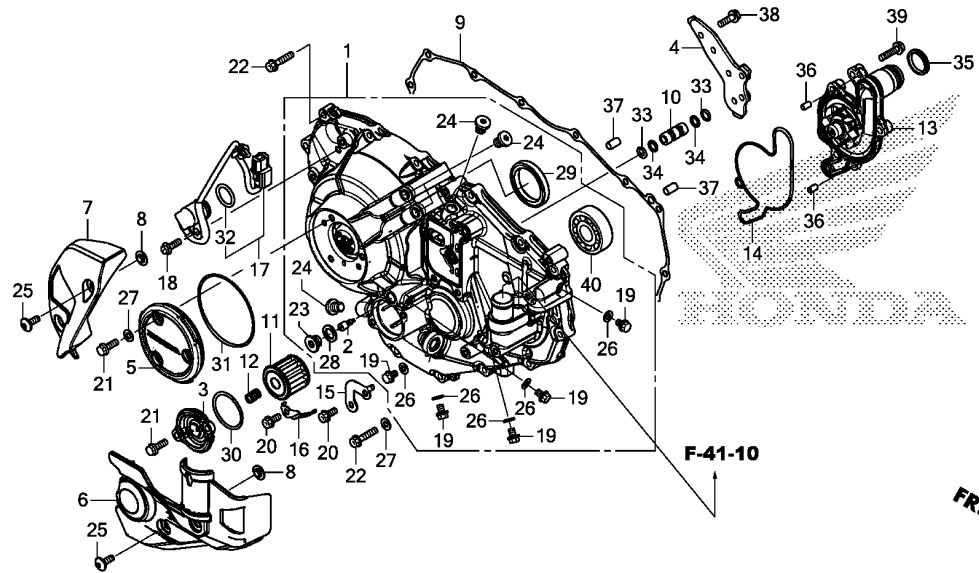
Ref. No.	L.O.N.	(Relative ref. Number) Description	F.R.T.
1	1101R4	COVER, CRANKCASE(A) :RIGHT ...	2.4
	1101Z5	COVER, CRANKCASE(B) :RIGHT ...	3.0
		.NOTE: Adventure sports model (31)	
5	1101V5	COVER, OIL FEED PIPE .....	0.1
6	1101N0	COVER, CRANKCASE OUTER :RIGHT	0.1
	1101Z4	COVER, CRANKCASE OUTER(A) :RIGHT .....	0.2
		.NOTE: Adventure sports model	
7	4131K0	COVER, ENGINE SIDE :RIGHT ....	0.1
	4131HX	COVER, ENGINE SIDE(A) :RIGHT ..	0.1
		.NOTE: Adventure sports model	
	4131K1	COVER, ENGINE SIDE :BOTH .....	0.1
	4131PG	COVER, ENGINE SIDE(A) :BOTH ..	0.2
		.NOTE: Adventure sports model (10,33,34,35)	
9	1101S8	GASKET, CRANKCASE COVER(A) :RIGHT .....	1.7
	1101Z6	GASKET, CRANKCASE COVER(B) :RIGHT .....	2.3
		.NOTE: Adventure sports model (3,12,30)	
11	113127	ELEMENT, OIL FILTER .....	0.2
13	1141M8	PUMP ASSY., WATER(A) .....	1.8
+	1141Q9	PUMP ASSY., WATER(B) .....	2.4

Ref. No.	Part No.	Description	Reqd. QTY								Serial No.	Parts catalogue code
			CRF1000									
			A	A2	AL	AL2	D	D2	DL	DL2		
			J	J	J	J	J	J	J	J		
1	11330-MKK-D50	COVER COMP., R. CRANKCASE ...	-	-	-	-	1	1	1	1		
2	11335-MJP-G80	ORIFICE .....	-	-	-	-	1	1	1	1		
3	11337-MJP-G80	COVER, OIL FILTER .....	-	-	-	-	1	1	1	1		
4	11361-MJP-G80	COVER, INNER .....	-	-	-	-	1	1	1	1		
5	11375-MJP-G80	CAP, R. COVER .....	-	-	-	-	1	1	1	1		
6	11377-MJP-G80	COVER, OIL PRESSURE SENSOR ..	-	-	-	-	1	1	1	1		
7	11381-MJP-G80	COVER, R. RR. ENGINE .....	-	-	-	-	1	1	1	1		
8	11385-MJF-A00	COLLAR .....	-	-	-	-	4	4	4	4		
9	11394-MJP-G51	GASKET, R. CRANKCASE COVER ..	-	-	-	-	1	1	1	1		
10	15104-MGS-D20	PIPE, OIL PASS .....	-	-	-	-	1	1	1	1		
11	15412-MGS-D21	ELEMENT, OIL FILTER .....	-	-	-	-	1	1	1	1		
12	15414-MEB-670	SPRING, OIL FILTER .....	-	-	-	-	1	1	1	1		
13	19200-MJP-G50	PUMP COMP., WATER .....	-	-	-	-	1	1	1	1		
14	19226-MJP-G50	GASKET, WATER PUMP BODY .....	-	-	-	-	1	1	1	1		
15	32157-MJP-G80	STAY, HARNESS CLIP .....	-	-	-	-	1	1	1	1		
16	32158-MJP-G80	STAY, HARNESS CLIP .....	-	-	-	-	1	1	1	1		
17	38810-MJP-G81	SENSOR ASSY., ANGLE(40DEGREE)	-	-	-	-	1	1	1	1		
18	90011-MGE-D00	BOLT, KNOCK, 6MM .....	-	-	-	-	1	1	1	1		
19	90026-GHB-600	BOLT, FLANGE, 6X8 .....	-	-	-	-	5	5	5	5		
20	90026-GHB-630	BOLT, FLANGE, 6X14 .....	-	-	-	-	2	2	2	2		
21	90026-GHB-650	BOLT, FLANGE, 6X18 .....	-	-	-	-	5	5	5	5		
22	90026-GHB-690	BOLT, FLANGE, 6X28 .....	-	-	-	-	16	16	16	16		
23	90031-MJP-G80	BOLT, SEALING, 12X8 .....	-	-	-	-	1	1	1	1		
24	90042-MJP-G80	BOLT, SPECIAL, 10MM .....	-	-	-	-	4	4	4	4		
25	90085-MGC-920	BOLT, SPECIAL, 6X17 .....	-	-	-	-	4	4	4	4		



# E-6-10

# RIGHT CRANKCASE COVER(CRF1000D/D2/DL/DL2)



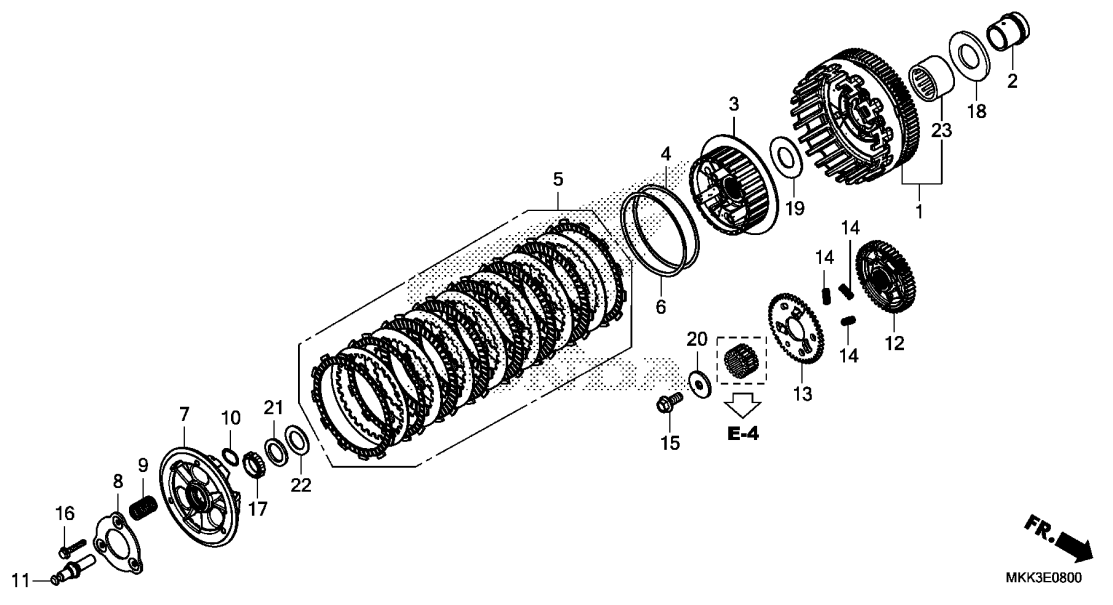
Ref. No.	L.O.N.	(Relative ref. Number) Description	F.R.T.
+13		.NOTE: Adventure sports model	
14	1141P9	GASKET, WATER PUMP(A) .....	1.8
	1141R0	GASKET, WATER PUMP(B) .....	2.4
		.NOTE: Adventure sports model	
17	6171F7	SENSOR, SHIFT SPINDLE ANGLE ..	0.6
29	1101X1	BEARING, CRANKCASE COVER	
		:RIGHT .....	1.9
	1101Z7	BEARING, CRANKCASE COVER(A)	
		:RIGHT .....	2.5
		.NOTE: Adventure sports model	
40	2111C6	BEARING, PRIMARY DRIVEN GEAR	1.9
	2111G4	BEARING, PRIMARY DRIVEN GEAR (A) .....	2.5
		.NOTE: Adventure sports model	

MKK3E0610

Ref. No.	Part No.	Description	Reqd. QTY								Serial No.	Parts catalogue code
			A	A2	AL	AL2	D	D2	DL	DL2		
			CRF1000									
			J	J	J	J	J	J	J	J		
26	90404-HW1-670	WASHER, SEALING, 6MM .....	-	-	-	-	5	5	5	5		
27	90488-425-000	WASHER, SEALING, 6MM .....	-	-	-	-	4	4	4	4		
28	90545-KF0-000	WASHER, 12MM .....	-	-	-	-	1	1	1	1		
29	91004-MJP-G81	BEARING, RADIAL BALL, 40X52X7	-	-	-	-	1	1	1	1		
30	91302-PA9-003	O-RING, 39.8X2.2(ARAI) .....	-	-	-	-	1	1	1	1		
31	91307-MGE-D01	O-RING, 81X2.2 .....	-	-	-	-	1	1	1	1		
32	91310-MGE-D01	O-RING, 16.5X2.5 .....	-	-	-	-	1	1	1	1		
33	91311-RFH-003	O-RING, 7.7X1.9 .....	-	-	-	-	2	2	2	2		
34	91315-MGS-D20	RING, BACK UP, 8X11 .....	-	-	-	-	2	2	2	2		
35	91315-MJP-G51	SEAL, WATER PIPE .....	-	-	-	-	1	1	1	1		
36	94301-06100	DOWEL PIN, 6X10 .....	-	-	-	-	2	2	2	2		
37	94301-08140	DOWEL PIN, 8X14 .....	-	-	-	-	2	2	2	2		
38	95701-06020-00	BOLT, FLANGE, 6X20 .....	-	-	-	-	6	6	6	6		
39	95701-06025-00	BOLT, FLANGE, 6X25 .....	-	-	-	-	4	4	4	4		
40	96100-63040-00	BEARING, RADIAL BALL, 6304 ..	-	-	-	-	1	1	1	1		

E-8

CLUTCH(CRF1000A/A2/AL/AL2)



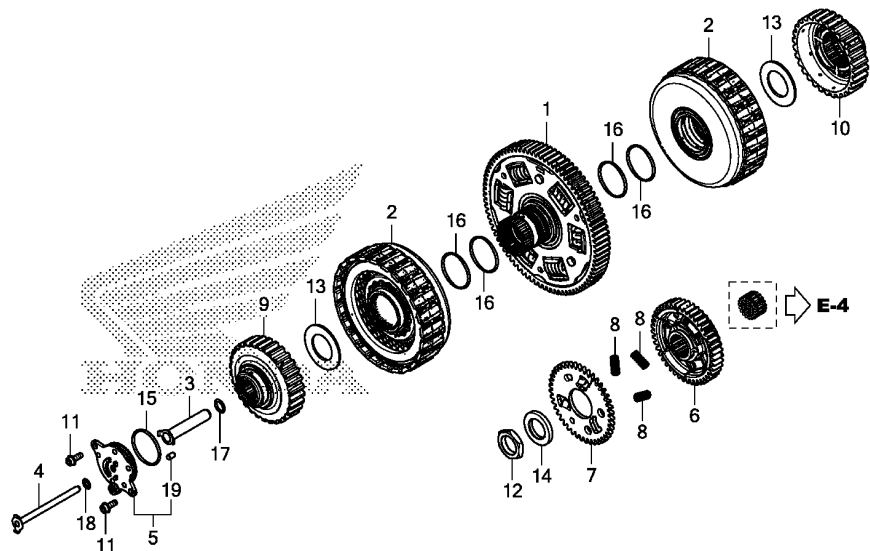
Ref. No.	L.O.N.	(Relative ref. Number) Description	F.R.T.
1	2121A0	OUTER, CLUTCH .....	1.9
3	212112	CENTER, CLUTCH .....	1.8
5	2121A1	(4,6) DISC, CLUTCH FRICTION .....	1.7
		.NOTE: Same time for two units or more	
7	2121A3	PLATE, CLUTCH PRESSURE .....	1.7
8	2121A4	PLATE, CLUTCH LIFTER .....	1.6
9	212107	SPRING, CLUTCH .....	1.6
		.NOTE: Same time for two units or more	
11	2121B6	ROD, CLUTCH LIFTER .....	1.7
12	211105	(13,14) GEAR, PRIMARY DRIVE .....	9.5
		.INCLUDES: Engine removal and installation	
23	2121R0	BEARING, CLUTCH OUTER .....	2.1

Ref. No.	Part No.	Description	Reqd. QTY								Serial No.	Parts catalogue code
			A	A2	AL	AL2	D	D2	DL	DL2		
			J	J	J	J	J	J	J			
1	22100-MJP-G50	OUTER COMP., CLUTCH .....	1	1	1	1	-	-	-	-		
2	22116-MJP-G50	GUIDE, CLUTCH OUTER .....	1	1	1	1	-	-	-	-		
3	22121-MJP-G51	CENTER, CLUTCH .....	1	1	1	1	-	-	-	-		
4	22125-HP6-A00	SEAT, JUDDER SPRING .....	1	1	1	1	-	-	-	-		
5	22210-MJP-305	DISK SET, CLUTCH .....	1	1	1	1	-	-	-	-		
6	22325-MJP-G51	SPRING, JUDDER .....	1	1	1	1	-	-	-	-		
7	22350-MJP-G51	PLATE COMP., CLUTCH PRESSURE .....	1	1	1	1	-	-	-	-		
8	22361-MJP-G51	PLATE, SETTING .....	1	1	1	1	-	-	-	-		
9	22401-MJP-G51	SPRING, CLUTCH .....	3	3	3	3	-	-	-	-		
10	22425-MJP-G51	SEAT, CLUTCH SPRING .....	3	3	3	3	-	-	-	-		
11	22847-MJP-G50	PIN, CLUTCH LIFTER .....	1	1	1	1	-	-	-	-		
12	23103-MJP-G50	GEAR, PRIMARY DRIVE(45T) .....	1	1	1	1	-	-	-	-		
13	23104-MJP-G50	SUB GEAR, PRIMARY(45T) .....	1	1	1	1	-	-	-	-		
14	23115-MW4-000	SPRING, PRIMARY DAMPER .....	3	3	3	3	-	-	-	-		
15	90013-MJP-G50	BOLT, SPECIAL, 10X25 .....	1	1	1	1	-	-	-	-		
16	90050-MJP-G51	BOLT, FLANGE, 6X35 .....	3	3	3	3	-	-	-	-		
17	90231-MS2-610	NUT, LOCK, 25MM .....	1	1	1	1	-	-	-	-		
18	90401-MEA-670	WASHER, 35X50X3.2 .....	1	1	1	1	-	-	-	-		
19	90401-MS2-610	WASHER, THRUST, 28.2X56X2 .....	1	1	1	1	-	-	-	-		
20	90414-MGE-D00	WASHER, 10.5X36X4 .....	1	1	1	1	-	-	-	-		
21	90432-MM8-003	WASHER, SPRING, 25MM (CHUO SPRING) .....	1	1	1	1	-	-	-	-		
22	90451-VM0-000	WASHER, THRUST, 25X40X2 .....	1	1	1	1	-	-	-	-		
23	91026-MV9-671	BEARING, NEEDLE, 35X42X23 .....	1	1	1	1	-	-	-	-		



E-8-10

CLUTCH(CRF1000D/D2/DL/DL2)



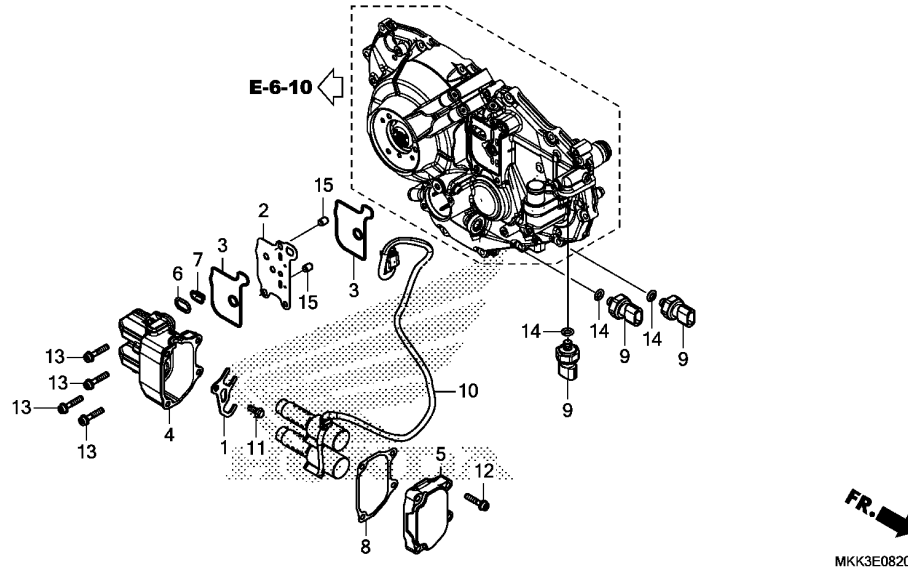
MKK3E0810

Ref. No.	L.O.N.	(Relative ref. Number) Description	F.R.T.
1	211100	GEAR, PRIMARY DRIVEN .....	2.0
	2111F7	GEAR, PRIMARY DRIVEN(A) .....	2.6
		.NOTE: Adventure sports model (16)	
2	2121P5	CLUTCH ASSEMBLY .....	2.0
	2121R2	CLUTCH ASSEMBLY(A) .....	2.6
		.NOTE: Same time for two units (4,5,15,17,18)	
3	1101H9	PIPE, OIL FEED .....	0.1
		.NOTE: Same time for two units (7,8)	
6	2111F8	GEAR, PRIMARY DRIVE(A) .....	1.9
	2111G5	GEAR, PRIMARY DRIVE(B) .....	2.5
		.NOTE: Adventure sports model (10)	
9	2121N3	GUIDE, CLUTCH .....	1.9
	2121R4	GUIDE, CLUTCH(A) .....	2.5
		.NOTE: Same time for two units .NOTE: Adventure sports model	

Ref. No.	Part No.	Description	Reqd. QTY								Serial No.	Parts catalogue code
			A	A2	AL	CRF1000 AL2	D	D2	DL	DL2		
1	22100-HL4-003	GEAR COMP., PRIMARY DRIVEN (81T)	-	-	-	-	1	1	1	1		
2	22500-MJP-G81	CLUTCH ASSY. ....	-	-	-	-	2	2	2	2		
3	22711-MJP-G80	PIPE COMP. A, FEED .....	-	-	-	-	1	1	1	1		
4	22712-MJP-G80	PIPE COMP. B, FEED .....	-	-	-	-	1	1	1	1		
5	22720-MJP-G80	GUIDE COMP., FEED PIPE .....	-	-	-	-	1	1	1	1		
6	23103-MJP-G80	GEAR, PRIMARY DRIVE(43T) .....	-	-	-	-	1	1	1	1		
7	23104-HL4-000	SUB GEAR, PRIMARY(43T) .....	-	-	-	-	1	1	1	1		
8	23115-MW4-000	SPRING, PRIMARY DAMPER .....	-	-	-	-	3	3	3	3		
9	23405-MJP-G80	GUIDE, FIRST CLUTCH GEAR(30T) .....	-	-	-	-	1	1	1	1		
10	23406-HL4-000	GUIDE, SECOND CLUTCH GEAR(30T) .....	-	-	-	-	1	1	1	1		
11	90089-KAS-900	BOLT, FLANGE SOCKET, 5X14 ...	-	-	-	-	2	2	2	2		
12	90201-HL4-000	NUT, LOCK, 22MM .....	-	-	-	-	1	1	1	1		
13	90403-HL4-000	WASHER, 29.5X50X2 .....	-	-	-	-	2	2	2	2		
14	90404-HL4-000	WASHER, 22X37X5 .....	-	-	-	-	1	1	1	1		
15	91302-PA9-003	O-RING, 39.8X2.2(ARAI) .....	-	-	-	-	1	1	1	1		
16	91302-RGC-003	O-RING, 35X2.2 .....	-	-	-	-	4	4	4	4		
17	91308-PY4-003	O-RING, 10.7X1.9 .....	-	-	-	-	1	1	1	1		
18	91315-PC9-004	O-RING, 6X1.5(NOK) .....	-	-	-	-	1	1	1	1		
19	94303-05080	PIN B, DOWEL, 5X8 .....	-	-	-	-	1	1	1	1		

# E-8-20

# LINEAR SOLENOID



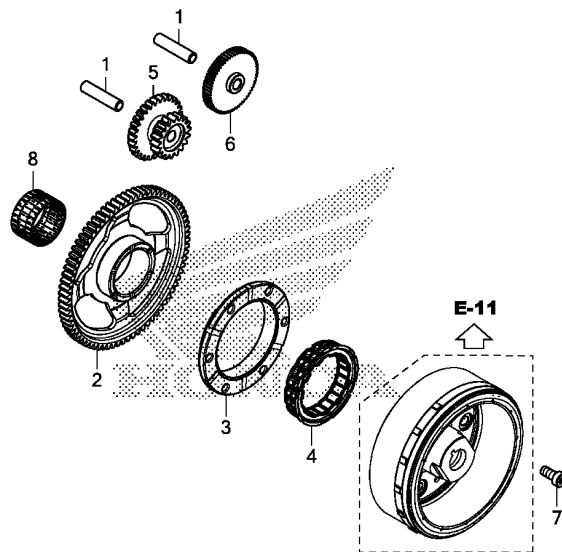
Ref. No.	L.O.N.	(Relative ref. Number) Description	F.R.T.
4	(2,3,5,6,7,8)		
2101S1		BODY, SOLENOID VALVE .....	0.5
2101V6		BODY, SOLENOID VALVE(A) .....	1.1
		.NOTE: Adventure sports model (14)	
9			
6171G0		SENSOR, OIL PRESSURE .....	0.4
6171G0A		.Replace 1 oil pressure sensor add .....	0.1
6171G0B		.Replace 2 oil pressure sensor add .....	0.2
6171G1		SENSOR, OIL PRESSURE(A) .....	0.5
		.NOTE: Adventure sports model	
6171G1A		.Replace 1 oil pressure sensor add .....	0.1
6171G1B		.Replace 2 oil pressure sensor add .....	0.2
10			
2101F6		VALVE, LINEAR SOLENOID .....	0.6
2101R6		VALVE, LINEAR SOLENOID(A) .....	1.2
		.NOTE: Adventure sports model	

Ref. No.	Part No.	Description	Reqd. QTY								Serial No.	Parts catalogue code
			A	A2	AL	AL2	D	D2	DL	DL2		
			J	J	J	J	J	J	J	J		
1	11338-MJP-G80	PLATE, SOLENOID STOPPER .....	-	-	-	-	1	1	1	1		
2	11362-MJP-G80	PLATE, SEPARATOR .....	-	-	-	-	1	1	1	1		
3	11364-MJP-G80	GASKET, SOLENOID BODY .....	-	-	-	-	2	2	2	2		
4	11365-MJP-G80	BODY, LINEAR SOLENOID .....	-	-	-	-	1	1	1	1		
5	11366-MJP-G80	COVER, LINEAR SOLENOID .....	-	-	-	-	1	1	1	1		
6	11371-MGS-D20	PACKING, BASE .....	-	-	-	-	1	1	1	1		
7	11372-MGS-D20	FILTER COMP., SPOOL VALVE .....	-	-	-	-	1	1	1	1		
8	11398-MJP-G81	GASKET, SOLENOID COVER .....	-	-	-	-	1	1	1	1		
9	28660-RFH-013	SENSOR ASSY., OIL PRESSURE .....	-	-	-	-	3	3	3	3		
10	38610-MJP-G81	SOLENOID ASSY., LINEAR .....	-	-	-	-	1	1	1	1		
11	90004-GHB-630	BOLT, FLANGE, 6X16(NSHF) .....	-	-	-	-	1	1	1	1		
12	90026-GHB-690	BOLT, FLANGE, 6X28 .....	-	-	-	-	4	4	4	4		
13	90026-GHB-700	BOLT, FLANGE, 6X30 .....	-	-	-	-	4	4	4	4		
14	91301-MEH-003	O-RING, 13X1.5 .....	-	-	-	-	3	3	3	3		
15	94301-08100	DOWEL PIN, 8X10 .....	-	-	-	-	2	2	2	2		



E-9

STARTING CLUTCH



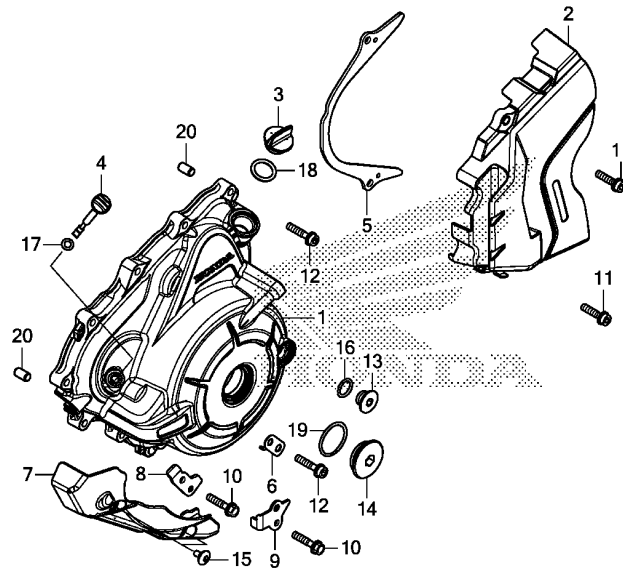
MKK3E0900

Ref. No.	L.O.N.	(Relative ref. Number) Description	F.R.T.
2		(8)	
612120		GEAR, STARTER DRIVEN .....	1.4
3		(4)	
612131		OUTER, STARTING CLUTCH .....	1.5
5		(6)	
612125		GEAR, STARTER REDUCTION .....	1.3
.NOTE: Same time for two units			

Ref. No.	Part No.	Description	Reqd. QTY								Serial No.	Parts catalogue code
			A	A2	AL	AL2	D	D2	DL	DL2		
1	28102-ME9-000	PIN, 10X44 .....	2	2	2	2	2	2	2	2		
2	28110-MJP-G50	GEAR COMP., STARTER DRIVEN (75T)	1	1	1	1	1	1	1	1		
3	28121-MAH-000	OUTER, STARTING CLUTCH .....	1	1	1	1	1	1	1	1		
4	28126-MBB-003	CLUTCH, ONE WAY .....	1	1	1	1	1	1	1	1		
5	28131-HL4-000	GEAR, STARTER REDUCTION (18T/29T)	1	1	1	1	1	1	1	1		
6	28160-MJP-G50	GEAR COMP., STARTER REDUCTION (18T/58T)	1	1	1	1	1	1	1	1		
7	90010-MCH-000	BOLT, SOCKET, 8MM .....	6	6	6	6	6	6	6	6		
8	91018-HL4-003	BEARING, NEEDLE, 39X44X23.8	1	1	1	1	1	1	1	1		

# E-10

# GENERATOR COVER



MKK3E1000

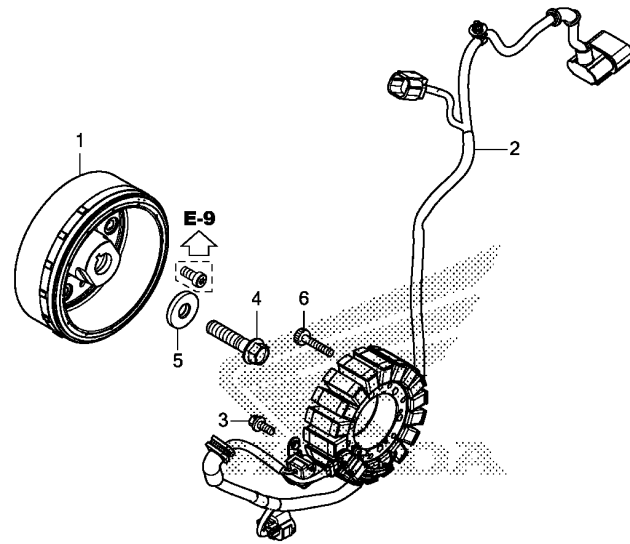
Ref. No.	L.O.N.	(Relative ref. Number) Description	F.R.T.
1	1101B1	COVER, ALTERNATOR .....	1.3
2	1101B0	COVER, CRANKCASE :LEFT REAR ..	0.1
7	4131J9	COVER, ENGINE SIDE :LEFT .....	0.1
	4131PF	COVER, ENGINE SIDE(A) :LEFT ..	0.2
		.NOTE: Adventure sports model	
	4131K1	COVER, ENGINE SIDE :BOTH .....	0.1
	4131PG	COVER, ENGINE SIDE(A) :BOTH ..	0.2
		.NOTE: Adventure sports model	

Ref. No.	Part No.	Description	Reqd. QTY								Serial No.	Parts catalogue code
			A	A2	AL	AL2	D	D2	DL	DL2		
			J	J	J	J	J	J	J	J		
1	11320-MJP-G50	COVER COMP., A.C. GENERATOR	1	1	1	1	1	1	1	1		
2	11350-MJP-G50	COVER COMP., L. RR.	1	1	1	1	1	1	1	1		
3	15611-KA4-710	CAP, OIL FILLER	1	1	1	1	1	1	1	1		
4	15650-MKK-D00	GAUGE, OIL LEVEL	1	1	1	1	-	-	-	-		
	15650-MJP-G81	.....	-	-	-	-	1	1	1	1		
5	23812-MJP-G50	GUIDE, DRIVE CHAIN	1	1	1	1	1	1	1	1	-----	2ED,2GS,2KO,2TH,2U,3ED,3GS,3KO,3MA,3TH,3U,4ED
	23812-MJP-H60	.....	1	-	1	-	-	-	1	1	-----	4GS,4KO,4MA,4TH,4U,ED,GS,TH,U
												2FO,3FO,3IN,4IN
6	32156-MJP-G50	STAY, HARNESS CLIP	1	1	1	1	1	1	1	1		
7	64401-MJP-G50	COVER, A.C. GENERATOR CORD	1	1	1	1	1	1	1	1		
8	64402-MJP-G50	STAY, FR. A.C. GENERATOR COVER	1	1	1	1	1	1	1	1		
9	64403-MJP-G50	STAY, RR. A.C. GENERATOR COVER	1	1	1	1	1	1	1	1		
10	90006-MKK-D00	BOLT, FLANGE, 6X30	2	2	2	2	2	2	2	2		
11	90026-GHB-680	BOLT, FLANGE, 6X25	2	2	2	2	2	2	2	2		
12	90026-GHB-690	BOLT, FLANGE, 6X28	10	10	10	10	10	10	10	10		
13	90084-MN8-010	CAP, 14MM	1	1	1	1	1	1	1	1		
14	90087-MJP-G50	CAP, 30MM	1	1	1	1	1	1	1	1		
15	90122-MJK-N20	SCREW, SPECIAL, 5X11	2	2	2	2	2	2	2	2		
16	91303-377-000	O-RING, 13.8X2.5	1	1	1	1	1	1	1	1		
17	91303-MJO-003	O-RING, 6.3X2.3(ARAI)	1	1	1	1	1	1	1	1		
18	91307-035-000	O-RING, 18X3	1	1	1	1	1	1	1	1		
19	91356-425-005	O-RING, 29.7X2.4(NOK)	1	1	1	1	1	1	1	1		
20	94301-08140	DOWEL PIN, 8X14	2	2	2	2	2	2	2	2		



# E-11

# GENERATOR



Ref. No.	L.O.N.	(Relative ref. Number) Description	F.R.T.
1	613105	ROTOR OR FLYWHEEL .....	1.5
2	6131A3	STATOR .....	1.5

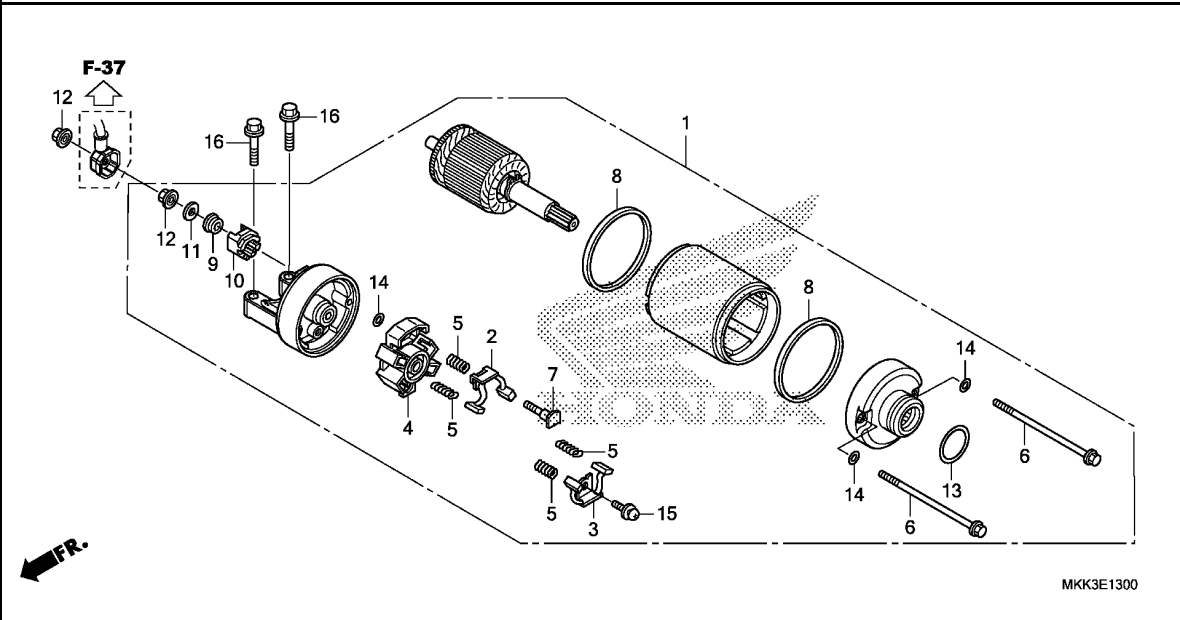
MKK3E1100

Ref. No.	Part No.	Description	Reqd. QTY								Serial No.	Parts catalogue code	
			A	A2	AL	AL2	D	D2	DL	DL2			
			CRF1000										
			J	J	J	J	J	J	J	J	J		
1	31110-MJP-G51	FLYWHEEL COMP. ....	1	1	1	1	1	1	1	1	1	1	
2	31120-MJP-G51	STATOR COMP. ....	1	1	1	1	-	-	-	-	-	-	
	31120-MJP-G81	.....	-	-	-	-	1	1	1	1	1	1	
3	90004-GHB-630	BOLT, FLANGE, 6X16(NSHF) ....	2	2	2	2	2	2	2	2	2	2	
4	90023-MJP-G50	BOLT, FLANGE, 12X53 .....	1	1	1	1	1	1	1	1	1	1	
5	90403-MEW-920	WASHER, 12.5X34X5 .....	1	1	1	1	1	1	1	1	1	1	
6	96600-06035-00	BOLT, SOCKET, 6X35 .....	5	5	5	5	5	5	5	5	5	5	

2

# E-13

# STARTER MOTOR



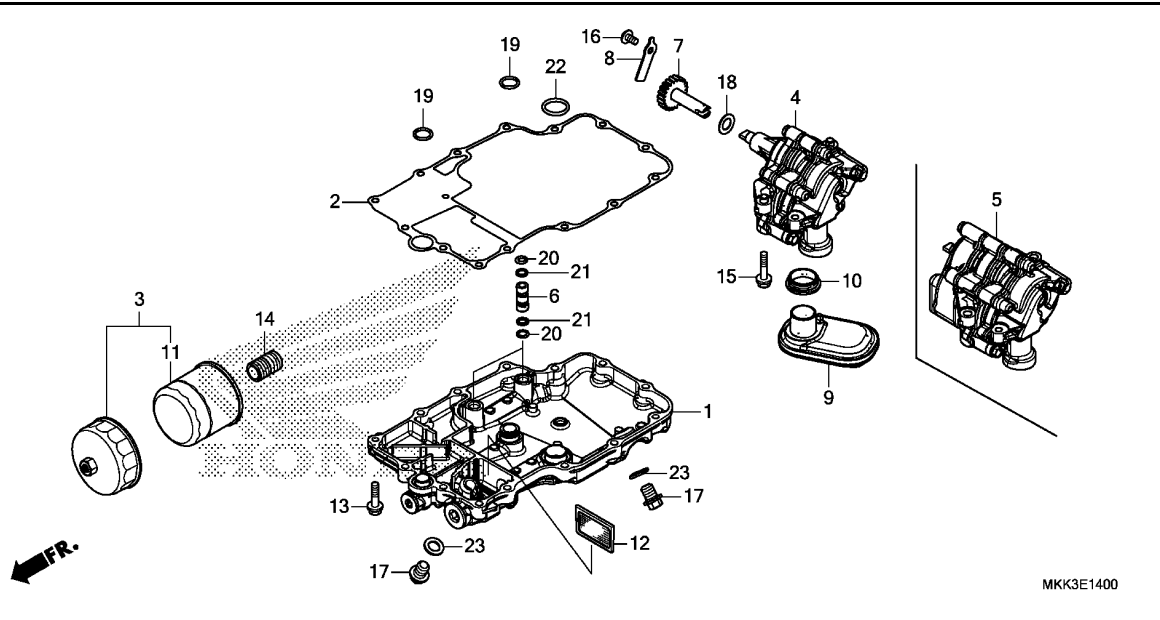
Ref. No.	L.O.N.	(Relative ref. Number) Description	F.R.T.
1		(13)	
1	612105	MOTOR, STARTING .....	2.0
2	6121A4	TERMINAL, BRUSH(STARTER) .....	2.1
.NOTE: Same time for two units			

Ref. No.	Part No.	Description	Reqd. QTY								Serial No.	Parts catalogue code
			A	A2	AL	AL2	D	D2	DL	DL2		
1	31200-MJP-G51	MOTOR ASSY., STARTER .....	1	1	1	1	1	1	1	1		
2	31201-MEW-921	BRUSH SET A, CARBON .....	1	1	1	1	1	1	1	1		
3	31202-MEW-921	BRUSH SET B, CARBON .....	1	1	1	1	1	1	1	1		
4	31203-MEW-921	HOLDER, BRUSH .....	1	1	1	1	1	1	1	1		
5	31204-MEW-921	SPRING, CARBON BRUSH .....	4	4	4	4	4	4	4	4		
6	31205-MEW-921	BOLT, SETTING .....	2	2	2	2	2	2	2	2		
7	31206-MEW-921	BOLT, TERMINAL .....	1	1	1	1	1	1	1	1		
8	31207-KS5-901	RING .....	2	2	2	2	2	2	2	2		
9	31208-MEW-921	INSULATOR .....	1	1	1	1	1	1	1	1		
10	31209-MEW-921	STOPPER, TERMINAL .....	1	1	1	1	1	1	1	1		
11	31210-MEW-921	WASHER .....	1	1	1	1	1	1	1	1		
12	90071-MB0-000	NUT-WASHER, 6MM .....	2	2	2	2	2	2	2	2		
13	91309-425-003	O-RING, 24.4X3.1(ARAI) .....	1	1	1	1	1	1	1	1		
14	91320-MB0-000	O-RING, 4X2 .....	3	3	3	3	3	3	3	3		
15	93892-05012-08	SCREW-WASHER, 5X12 .....	1	1	1	1	1	1	1	1		
16	95801-06028-00	BOLT, FLANGE, 6X28 .....	2	2	2	2	2	2	2	2		



# E-14

# OIL PAN/OIL PUMP

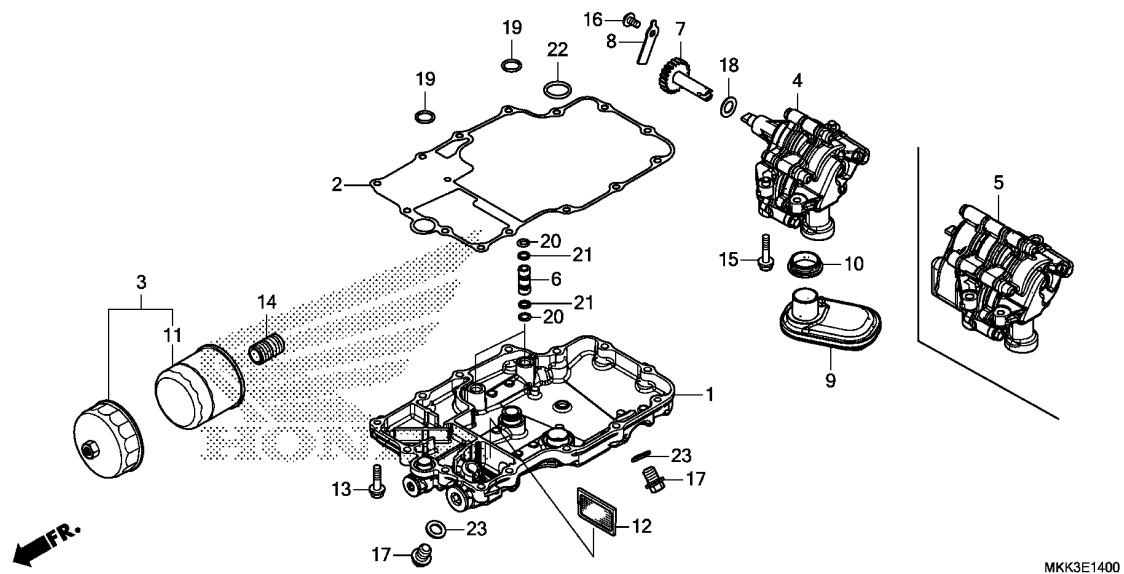


Ref. No.	L.O.N.	(Relative ref. Number) Description	F.R.T.
1		(2,6,19,20,21,22)	
	113145	OIL PAN AND/OR GASKET .....	0.3
	1131H0	OIL PAN AND/OR GASKET(A) .....	0.4
		.NOTE: With skid plate type (5)	
4			
	113105	PUMP ASSY., OIL .....	0.3
	1131F2	PUMP ASSY., OIL(A) .....	0.4
		.NOTE: With skid plate type (5)	
7			
	1131C4	GEAR, OIL PUMP DRIVEN .....	1.8
	1131F9	GEAR, OIL PUMP DRIVEN(A) .....	2.4
		.NOTE: Adventure sports model	
		.NOTE: Dual clutch transmission type (10)	
9			
	1131B6	STRAINER, OIL .....	0.3
	1131G8	STRAINER, OIL(A) .....	0.4
		.NOTE: With skid plate type (3)	
11			
	113180	CARTRIDGE, OIL FILTER .....	0.2
	1131H7	CARTRIDGE, OIL FILTER(A) .....	0.3
		.NOTE: With skid plate type	
12			
	1131B5	SCREEN, OIL FILTER .....	0.3
	1131G2	SCREEN, OIL FILTER(A) .....	0.4
		.NOTE: With skid plate type	

Ref. No.	Part No.	Description	Reqd. QTY								Serial No.	Parts catalogue code
			A	A2	AL	AL2	D	D2	DL	DL2		
1	11210-MKK-D00	PAN COMP., OIL .....	1	1	1	1	-	-	-	-		
	11210-MKK-D50	.....	-	-	-	-	1	1	1	1		
2	11395-MJP-G51	GASKET, OIL PAN .....	1	1	1	1	1	1	1	1		
3	15010-MCE-H51	FILTER SET, OIL .....	(1)	(1)	(1)	(1)	(1)	(1)	(1)	(1)		
4	15100-MJP-G51	PUMP ASSY., OIL .....	1	1	1	1	-	-	-	-		
5	15100-MJP-G81	PUMP ASSY., OIL .....	-	-	-	-	1	1	1	1		
6	15104-MGS-D20	PIPE, OIL PASS .....	-	-	-	-	2	2	2	2		
7	15130-MJP-G50	GEAR COMP., OIL PUMP DRIVEN (21T)	1	1	1	1	1	1	1	1		
8	15136-MJP-G50	PLATE, OIL PUMP DRIVEN GEAR SHAFT	1	1	1	1	1	1	1	1		
9	15150-MJP-G50	STRAINER COMP., OIL .....	1	1	1	1	1	1	1	1		
10	15154-MAT-000	PACKING, OIL STRAINER .....	1	1	1	1	1	1	1	1		
11	15410-MFJ-D01	CARTRIDGE, OIL FILTER (TOYO ROKI)	1	1	1	1	1	1	1	1		
12	15421-MJP-G50	SCREEN, OIL FILTER .....	1	1	1	1	1	1	1	1		
13	90006-GHB-680	BOLT, FLANGE, 6X28(NSHF) .....	14	14	14	14	14	14	14	14		
14	90019-MBO-000	BOSS, OIL FILTER .....	1	1	1	1	1	1	1	1		
15	90022-MJP-G50	BOLT, SPECIAL, 6X32 .....	3	3	3	3	3	3	3	3		
16	90103-MEN-710	BOLT, SPECIAL, 6MM .....	1	1	1	1	1	1	1	1		
17	90131-883-000	BOLT, DRAIN PLUG, 12X15 .....	2	2	2	2	2	2	2	2		
18	90406-MJP-G50	WASHER, 12X21X1.0 .....	1	1	1	1	1	1	1	1		
19	91303-KFO-003	O-RING, 14.8X2.4(ARAI) .....	2	2	2	2	2	2	2	2		
20	91311-RFH-003	O-RING, 7.7X1.9 .....	-	-	-	-	4	4	4	4		
21	91315-MGS-D20	RING, BACK UP, 8X11 .....	-	-	-	-	4	4	4	4		

# E-14

# OIL PAN/OIL PUMP

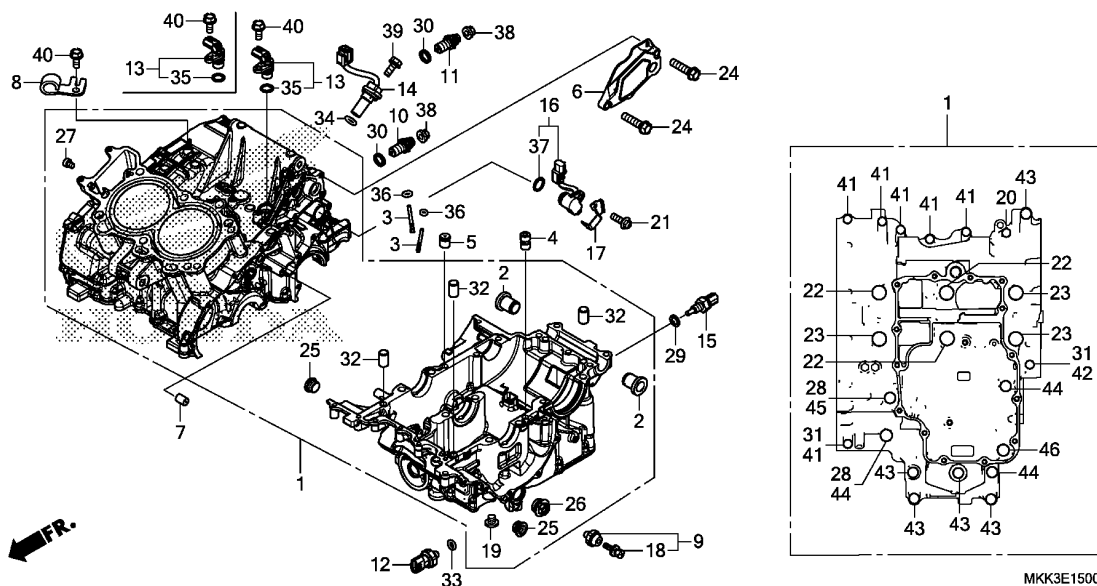


Ref. No.	Part No.	Description	Reqd. QTY								Serial No.	Parts catalogue code
			A	A2	AL	AL2	D	D2	DL	DL2		
22	91352-MGE-003	O-RING, 21.5X2.9 .....	1	1	1	1	1	1	1	1		
23	94109-12000	WASHER, DRAIN PLUG, 12MM .....	2	2	2	2	2	2	2	2		



# E-15

# CRANKCASE



Ref. No.	L.O.N.	(Relative ref. Number) Description	F.R.T.
1	110105	CRANKCASE SET ..... .INCLUDES: Engine removal and installation	13.4
6	2101V2	COVER, REDUCTION GEAR(A) .....	0.1
9	615160	(12,33) SWITCH, OIL PRESSURE .....	0.3
	6151H4	SWITCH, OIL PRESSURE(A) .....	0.4
		.NOTE: With skid plate type	
10	6151B8	SWITCH, NEUTRAL .....	0.2
11	6151L7	SWITCH, SHIFT SPINDLE .....	0.2
13	617198	(35) SENSOR, SPEEDOMETER .....	1.8
	6171F9	SENSOR, MAINSHAFT : OUTER .....	1.8
14	6171F8	(34) SENSOR, MAINSHAFT : INNER .....	0.5
15	617151	SENSOR, OIL TEMPERATURE .....	0.4
16	6171F6	SENSOR, TRANSMISSION RANGE ...	0.6

Ref. No.	Part No.	Description	Reqd. QTY								Serial No.	Parts catalogue code
			A	A2	AL	AL2	D	D2	DL	DL2		
			J	J	J	J	J	J	J	J		
1	11000-MKK-D01	CRANKCASE SET .....	1	1	1	1	-	-	-	-		
	11000-MKK-D50	.....	-	-	-	-	1	1	1	1		
2	11104-MJP-G50	COLLAR, ENGINE HANGER .....	2	2	2	2	2	2	2	2		
3	11140-MJP-G50	JET COMP., OIL .....	2	2	2	2	2	2	2	2		
4	11206-MJP-G50	ORIFICE .....	1	1	1	1	1	1	1	1		
5	11207-MJP-G50	ORIFICE, 1.3MM .....	1	1	1	1	1	1	1	1		
6	11520-MJP-G50	COVER COMP., REDUCTION GEAR ..	1	1	1	1	-	-	-	-		
7	15516-MGS-D30	ORIFICE, 0.8MM .....	1	1	1	1	1	1	1	1		
8	22821-MJP-G50	RECEIVER, CLUTCH CABLE .....	1	1	1	1	-	-	-	-		
9	35500-MEH-661	SWITCH ASSY., OIL PRESSURE (DENSO)	1	1	1	1	-	-	-	-		
10	35600-MKF-D41	SWITCH ASSY., NEUTRAL .....	1	1	1	1	-	-	-	-		
	35600-MK4-860	.....	-	-	-	-	1	1	1	1		
11	35600-MKF-D41	SWITCH ASSY., NEUTRAL .....	1	1	1	1	-	-	-	-		
12	37260-MGE-641	SENSOR, OIL PRESSURE .....	-	-	-	-	1	1	1	1		
13	37700-MJE-D01	SENSOR ASSY., SPEED(TDK-EPC)	1	1	1	1	2	2	2	2		
14	37710-MJP-G81	SENSOR ASSY., SPEED .....	-	-	-	-	1	1	1	1		
15	37750-KPH-701	SENSOR ASSY., THERMOSTAT OIL (PANASONIC)	-	-	-	-	1	1	1	1		
16	38800-MJP-G81	SENSOR ASSY., ANGLE(350DEGREE)	1	1	1	1	1	1	1	1		
17	38805-MJP-G80	COVER, ANGLE SENSOR .....	1	1	1	1	1	1	1	1		
18	90002-PA6-003	BOLT-WASHER, 4X8(DENSO) .....	1	1	1	1	-	-	-	-		
19	90005-MJP-G80	BOLT, SOCKET, 10MM .....	-	-	-	-	1	1	1	1		
20	90007-MJP-G50	BOLT, FLANGE, 6X40 .....	1	1	1	1	1	1	1	1		
21	90011-MGE-D00	BOLT, KNOCK, 6MM .....	1	1	1	1	1	1	1	1		

# E-15

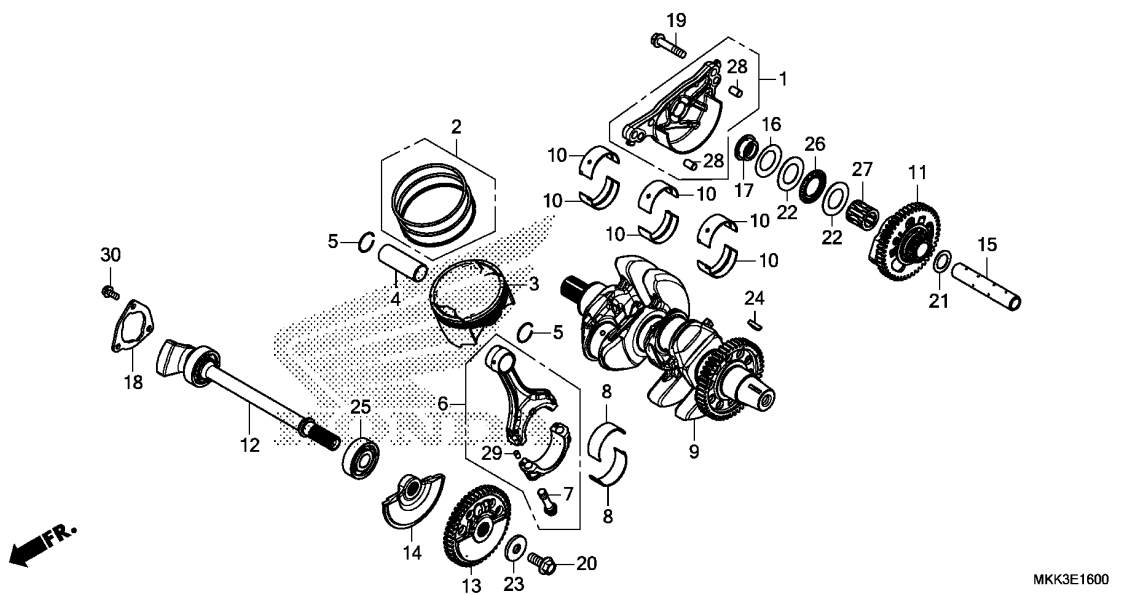
# CRANKCASE

Ref. No.	Part No.	Description	Reqd. QTY								Serial No.	Parts catalogue code
			A	A2	AL	AL2	D	D2	DL	DL2		
22	90015-MJP-G50	BOLT, FLANGE, 10X110 .....	3	3	3	3	3	3	3			
23	90016-MJP-G50	BOLT, FLANGE, 10X145 .....	3	3	3	3	3	3	3			
24	90026-GHB-680	BOLT, FLANGE, 6X25 .....	2	2	2	2	-	-	-			
25	90046-MKK-D00	BOLT, SEALING, 18MM .....	2	2	2	2	2	2	2			
26	90048-MFL-000	BOLT, SEALING, 22MM .....	1	1	1	1	-	-	-			
	90047-MJP-G80	.....	-	-	-	-	1	1	1			
27	90119-SD9-000	BOLT, SEALING, 8MM .....	1	1	1	1	1	1	1			
28	90442-028-000	WASHER, SEALING, 8MM .....	2	2	2	2	2	2	2			
29	90443-MB0-000	WASHER, SEALING, 10.2MM .....	-	-	-	-	1	1	1			
30	90443-MJ6-000	WASHER, NEUTRAL .....	2	2	2	2	1	1	1			
31	90488-425-000	WASHER, SEALING, 6MM .....	2	2	2	2	2	2	2			
32	90701-MV9-670	DOWEL PIN, 10X16 .....	3	3	3	3	3	3	3			
33	91301-MEH-003	O-RING, 13X1.5 .....	-	-	-	-	1	1	1			
34	91302-MAL-601	O-RING, 18.1X3.6 .....	-	-	-	-	1	1	1			
35	91303-KFO-003	O-RING, 14.8X2.4(ARAI) .....	1	1	1	1	2	2	2			
36	91305-MCJ-751	O-RING, 3.2X1.1 .....	2	2	2	2	2	2	2			
37	91310-MGE-D01	O-RING, 16.5X2.5 .....	1	1	1	1	1	1	1			
38	94050-04000	NUT, FLANGE, 4MM .....	2	2	2	2	1	1	1			
39	95701-06014-00	BOLT, FLANGE, 6X14 .....	-	-	-	-	2	2	2			
40	95701-06016-00	BOLT, FLANGE, 6X16 .....	2	2	2	2	2	2	2			
41	95701-06035-00	BOLT, FLANGE, 6X35 .....	6	6	6	6	6	6	6			
42	95701-06060-00	BOLT, FLANGE, 6X60 .....	1	1	1	1	1	1	1			
43	95701-08040-00	BOLT, FLANGE, 8X40 .....	5	5	5	5	5	5	5			
44	95701-08055-00	BOLT, FLANGE, 8X55 .....	3	3	3	3	3	3	3			
45	95701-08095-00	BOLT, FLANGE, 8X95 .....	1	1	1	1	1	1	1			
46	95701-10075-00	BOLT, FLANGE, 10X75 .....	1	1	1	1	1	1	1			



E-16

CRANKSHAFT/PISTON



MKK3E1600

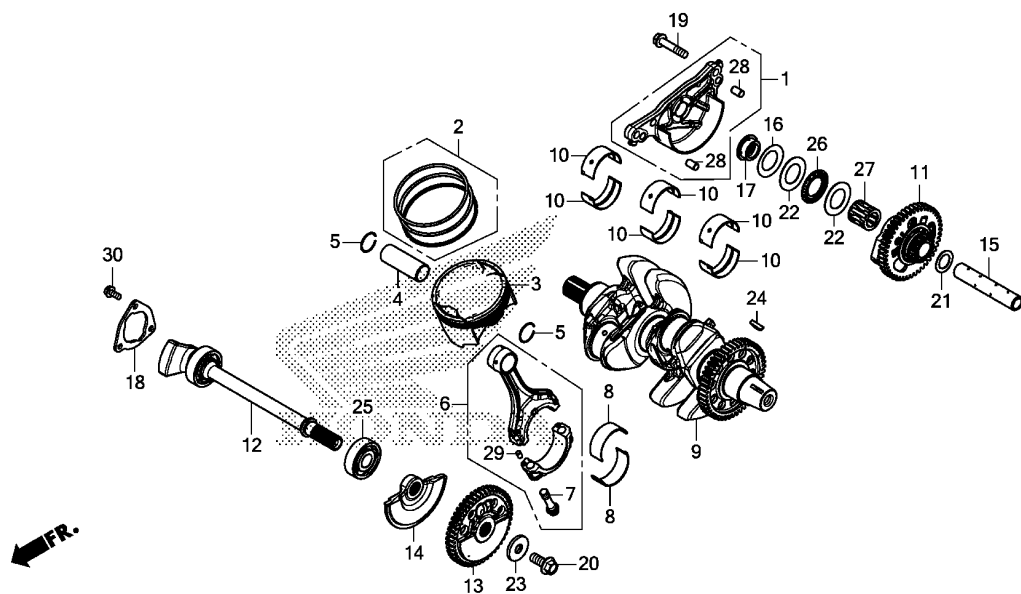
Ref. No.	L.O.N.	(Relative ref. Number) Description	F.R.T.
3		(2,4,5,6,8)	
1111T9		PISTON AND/OR RING SET AND/OR BEARING AND/OR ROD ..... .INCLUDES: Engine removal and installation .INCLUDES: Inspection/Measurement/Cleaning	12.0
1111X9		PISTON AND/OR RING SET AND/OR BEARING AND/OR ROD :FOR 1 VEHICLE ..... .INCLUDES: Engine removal and installation .INCLUDES: Inspection/Measurement/Cleaning	12.6
9	1101B5	CRANKSHAFT ..... .INCLUDES: Engine removal and installation	12.3
10	110125	BEARING, CRANKSHAFT ..... .INCLUDES: Engine removal and installation .NOTE: Same time for two units or more	11.9
11		(1,26,27)	
1101K1		GEAR, BALANCER :REAR .....	1.8
+ 1101Z9		GEAR, BALANCER(A) :REAR .....	2.4

Ref. No.	Part No.	Description	Reqd. QTY								Serial No.	Parts catalogue code
			A	A2	AL	CRF1000	D	DL	DL2	J		
1	11230-MJP-G50	HOLDER COMP., RR. BALANCER										
2	13011-MJP-305	RING SET, PISTON(STD.)	1	1	1	1	1	1	1	1	1	
	13021-MJP-305	RING SET, PISTON(0.25)	(2)	(2)	(2)	(2)	(2)	(2)	(2)	(2)		
3	13101-MJP-G50	PISTON	2	2	2	2	2	2	2	2		
	13102-MJP-305	PISTON(0.25)	(2)	(2)	(2)	(2)	(2)	(2)	(2)	(2)		2ED,2FO,2GS,2KO,2TH,2U,3ED,3FO,3GS,3KO,3MA,3TH,3U,4ED,4GS,4KO,4MA,4TH,4U,ED,GS,TH,U
	13101-MJP-P00	PISTON	-	-	2	-	-	-	2	2		3IN,4IN
	13102-MJP-P00	PISTON(0.25)	-	-	(2)	-	-	-	(2)	(2)		3IN,4IN
4	13111-MJP-G50	PIN, PISTON	2	2	2	2	2	2	2	2		
5	13112-MC7-000	CLIP, PISTON PIN, 22MM	4	4	4	4	4	4	4	4		
6	13210-MJP-G50	ROD ASSY., CONNECTING	2	2	2	2	2	2	2	2		
7	13213-MJP-G51	BOLT, CONNECTING ROD	4	4	4	4	4	4	4	4		
8	13214-MJP-G51	BEARING A, CONNECTING ROD (BLUE)	4	4	4	4	4	4	4	4		
	13215-MJP-G51	BEARING B, CONNECTING ROD (BLACK)	4	4	4	4	4	4	4	4		
	13216-MJP-G51	BEARING C, CONNECTING ROD (BROWN)	4	4	4	4	4	4	4	4		
	13217-MJP-G51	BEARING D, CONNECTING ROD (GREEN)	4	4	4	4	4	4	4	4		
	13218-MJP-G51	BEARING E, CONNECTING ROD (YELLOW)	4	4	4	4	4	4	4	4		
9	13300-MJP-G50	CRANKSHAFT COMP.	1	1	1	1	-	-	-	-		
	13300-MJP-G80		-	-	-	-	1	1	1	1		
10	13312-MJP-G51	BEARING A, CRANKSHAFT (BLUE)	6	6	6	6	6	6	6	6		
	13313-MJP-G51	BEARING B, CRANKSHAFT (BLACK)	6	6	6	6	6	6	6	6		

2

E-16

CRANKSHAFT/PISTON



MKK3E1600

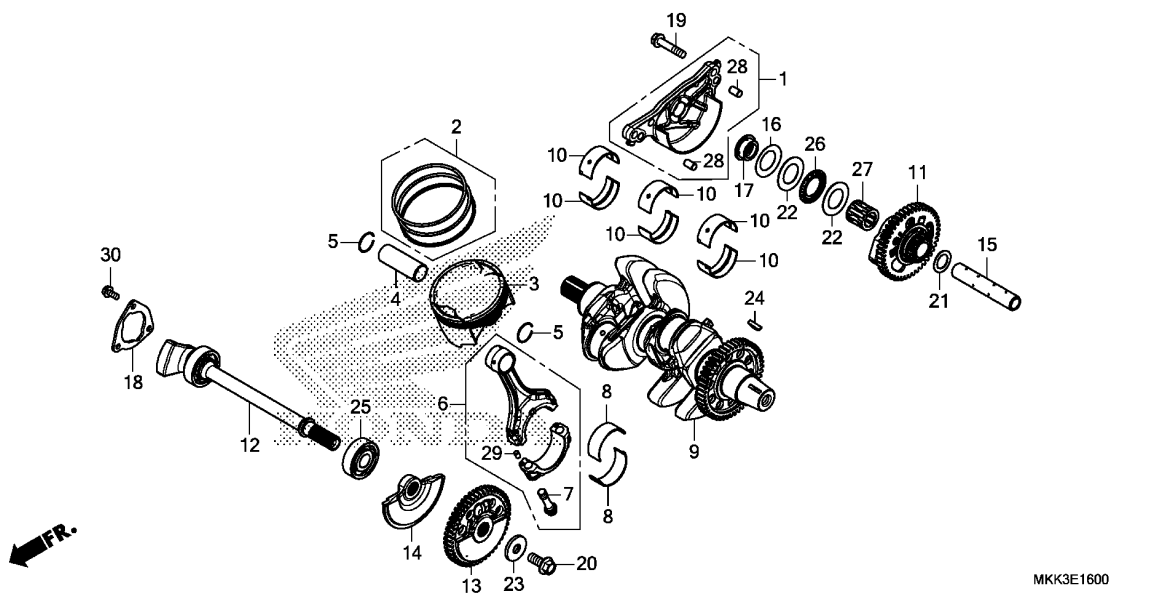
Ref. No.	L.O.N.	(Relative ref. Number) Description	F.R.T.
+11		.NOTE: Adventure sports model .NOTE: Dual clutch transmission type	
12	1101B9	SHAFT, BALANCER :FRONT .....	2.8
	1101U2	SHAFT, BALANCER(A) :FRONT .... .NOTE: Adventure sports model .NOTE: Dual clutch transmission type	3.4
13	1101K0	GEAR, BALANCER :FRONT .....	1.5
	1101Z8	GEAR, BALANCER(A) :FRONT ..... .NOTE: Adventure sports model .NOTE: Dual clutch transmission type	1.5
	1101C7	GEAR, BALANCER :BOTH .....	2.9
	1101AA	GEAR, BALANCER(A) :BOTH ..... .NOTE: Adventure sports model .NOTE: Dual clutch transmission type	3.5
15	1101B8	SHAFT, BALANCER :REAR .....	1.8
	1101U3	SHAFT, BALANCER(A) :REAR ..... .NOTE: Adventure sports model .NOTE: Dual clutch transmission type	2.4
+	1101C0	SHAFT, BALANCER :BOTH .....	2.9

Ref. No.	Part No.	Description	Reqd. QTY								Serial No.	Parts catalogue code
			A	A2	AL	AL2	D	D2	DL	DL2		
10)	13314-MJP-G51	BEARING C, CRANKSHAFT (BROWN)	6	6	6	6	6	6	6	6		
	13315-MJP-G51	BEARING D, CRANKSHAFT (GREEN)	6	6	6	6	6	6	6	6		
	13316-MJP-G51	BEARING E, CRANKSHAFT (YELLOW)	6	6	6	6	6	6	6	6		
11	13400-MJP-G50	GEAR ASSY., RR. BALANCER (45T/20T)	1	1	1	1	1	1	1	1		
12	13420-MKK-D00	SHAFT COMP., FR. BALANCER ...	1	1	1	1	1	1	1	1		
13	13430-MKK-D00	GEAR ASSY., FR. BALANCER(48T)	1	1	1	1	1	1	1	1		
14	13433-MJP-DA0	WEIGHT, L. FR. BALANCER .....	1	1	1	1	1	1	1	1		
15	13445-MJP-G50	SHAFT, RR. BALANCER .....	1	1	1	1	1	1	1	1		
16	13446-MJP-G50	SPRING, RR. BALANCER THRUST ..	1	1	1	1	1	1	1	1		
17	13447-MJP-G50	COLLAR, RR. BALANCER .....	1	1	1	1	1	1	1	1		
18	13481-MJP-G50	PLATE, BALANCER BEARING										
		SETTING	1	1	1	1	1	1	1	1		
19	90003-MCS-000	BOLT, FLANGE, 8X40 .....	3	3	3	3	3	3	3	3		
20	90013-MJP-G50	BOLT, SPECIAL, 10X25 .....	1	1	1	1	1	1	1	1		
21	90402-MJP-G50	WASHER, 18X27.5X1.0 .....	1	1	1	1	1	1	1	1		
22	90404-MJP-G50	WASHER, 25X42X1.0 .....	2	2	2	2	2	2	2	2		
23	90405-MFA-D00	WASHER, 10.5X31.8 .....	1	1	1	1	1	1	1	1		
24	90701-KAS-900	KEY, SPECIAL WOODRUFF, 25X18	1	1	1	1	1	1	1	1		
25	91002-MJP-G53	BEARING, RADIAL BALL, 17X47X14	1	1	1	1	1	1	1	1		
26	91005-MJP-G51	BEARING, THRUST NEEDLE, 25X42X2	1	1	1	1	1	1	1	1		
27	91015-MJP-G51	BEARING B, NEEDLE, 18X27X26.8 (BLUE)	1	1	1	1	1	1	1	1		



# E-16

# CRANKSHAFT/PISTON



MKK3E1600

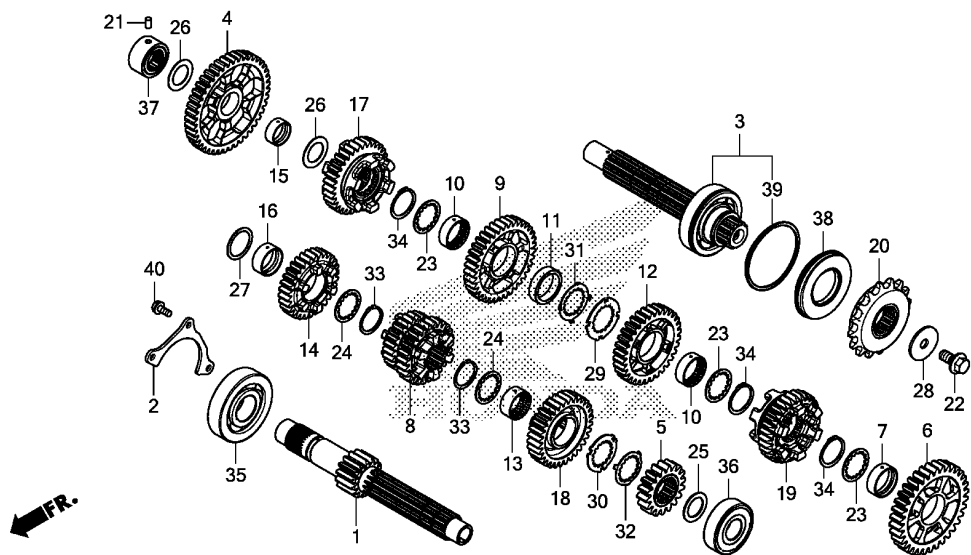
Ref. No.	L.O.N.	(Relative ref. Number) Description	F.R.T.
+15	1101U4	SHAFT, BALANCER(A) :BOTH ..... .NOTE: Adventure sports model .NOTE: Dual clutch transmission type	3.5
25	1101J1	BEARING, BALANCER SHAFT :FRONT	2.8
	1101U5	BEARING, BALANCER SHAFT(A) :FRONT ..... .NOTE: Adventure sports model .NOTE: Dual clutch transmission type	3.4

Ref. No.	Part No.	Description	Reqd. QTY								Serial No.	Parts catalogue code
			A	A2	AL	AL2	D	D2	DL	DL2		
27)	91016-MJP-G51	BEARING C, NEEDLE, 18X27X26.8 (WHITE)	1	1	1	1	1	1	1	1		
	91017-MJP-G51	BEARING D, NEEDLE, 18X27X26.8 (GREEN)	1	1	1	1	1	1	1	1		
	28	94302-08140	PIN B, DOWEL, 8X14 .....	2	2	2	2	2	2	2		
	29	94303-04065	PIN C, DOWEL, 4X6.5 .....	4	4	4	4	4	4	4		
	30	95701-06014-00	BOLT, FLANGE, 6X14 .....	3	3	3	3	3	3	3		

2

E-17

TRANSMISSION(CRF1000A/A2/AL/AL2)



MKK3E1700

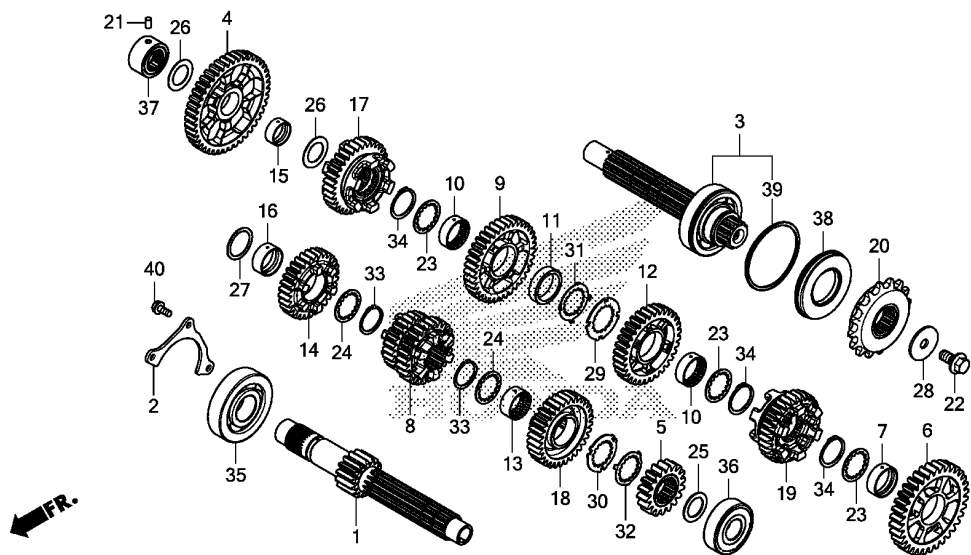
Ref. No.	L.O.N.	(Relative ref. Number) Description	F.R.T.
1		(5,8,14,18)	
210141		MAINSHAFT, TRANSMISSION ..... .INCLUDES: Engine removal and installation	11.4
210141A		.Replace countershaft add ....	0.2
3		(4,6,9,12,17,19)	
210142		COUNTERSHAFT, TRANSMISSION ... .INCLUDES: Engine removal and installation	11.4
210142A		.Replace mainshaft add .....	0.2
20	213135	SPROCKET, DRIVE .....	0.3
35	2101C5	BEARING, MAINSHAFT :RIGHT .... .INCLUDES: Engine removal and installation	11.3
36	2101C2	BEARING, MAINSHAFT :LEFT ..... .INCLUDES: Engine removal and installation	12.0
	2101C6	BEARING, MAINSHAFT :BOTH ..... .INCLUDES: Engine removal and installation	12.0
37	2101C8	BEARING, COUNTERSHAFT :RIGHT . .INCLUDES: Engine removal and installation	11.2
	2101D4	BEARING, MAINSHAFT AND COUNTERSHAFT :ALL .....	12.0
+			

Ref. No.	Part No.	Description	Reqd. QTY								Serial No.	Parts catalogue code
			A	A2	AL	AL2	D	D2	DL	DL2		
1	23211-MJP-G50	MAINSHAFT(15T) .....	1	1	1	1	-	-	-	-		
2	23213-HL4-000	PLATE, BEARING SETTING .....	1	1	1	1	-	-	-	-		
3	23220-MJP-G50	COUNTERSHAFT COMP. ....	1	1	1	1	-	-	-	-		
4	23421-MJP-G50	GEAR, COUNTERSHAFT FIRST(43T)	1	1	1	1	-	-	-	-		
5	23431-MJP-G50	GEAR, MAINSHAFT SECOND(18T)	1	1	1	1	-	-	-	-		
6	23441-MJP-G50	GEAR, COUNTERSHAFT SECOND(34T)	1	1	1	1	-	-	-	-		
7	23442-MS2-610	COLLAR, 30X11.2 .....	1	1	1	1	-	-	-	-		
8	23451-MJP-G50	GEAR, MAINSHAFT THIRD & FOURTH (25T/26T)	1	1	1	1	-	-	-	-		
9	23461-MJP-G50	GEAR, COUNTERSHAFT THIRD(37T)	1	1	1	1	-	-	-	-		
10	23462-MAT-000	COLLAR, SPLINE, 30X11 .....	2	2	2	2	-	-	-	-		
11	23463-MJP-G50	COLLAR, 30X36X9.4 .....	1	1	1	1	-	-	-	-		
12	23481-MJP-G50	GEAR, COUNTERSHAFT FOURTH(32T)	1	1	1	1	-	-	-	-		
13	23482-MR7-000	COLLAR, SPLINE, 28X13.5 .....	1	1	1	1	-	-	-	-		
14	23491-MJP-G50	GEAR, MAINSHAFT FIFTH(30T) ..	1	1	1	1	-	-	-	-		
15	23495-KY1-000	COLLAR, 22X13 .....	1	1	1	1	-	-	-	-		
16	23495-MM5-000	COLLAR, 28X13 .....	1	1	1	1	-	-	-	-		
17	23501-MJP-G50	GEAR, COUNTERSHAFT FIFTH(33T)	1	1	1	1	-	-	-	-		
18	23511-MJP-G50	GEAR, MAINSHAFT SIXTH(32T) ..	1	1	1	1	-	-	-	-		
19	23521-MJP-G50	GEAR, COUNTERSHAFT SIXTH(31T)	1	1	1	1	-	-	-	-		
20	23801-MEE-D00	SPROCKET COMP., DRIVE(16T) ..	1	1	1	1	-	-	-	-	-----	2ED,2GS,2KO,2TH,2U,3ED,3GS,3KO,3MA,3TH,3U,4ED 4GS,4MA,4TH,4U,ED,GS,TH,U
	23801-MJP-H60	SPROCKET COMP., DRIVE(17T) ..	1	-	1	-	-	-	-	-	-----	2FO,3FO,3IN
21	24261-283-000	PIN, GEARSHIFT FORK GUIDE ...	1	1	1	1	-	-	-	-		
22	90037-422-003	BOLT, SPECIAL, 10MM .....	1	1	1	1	-	-	-	-		



E-17

TRANSMISSION(CRF1000A/A2/AL/AL2)



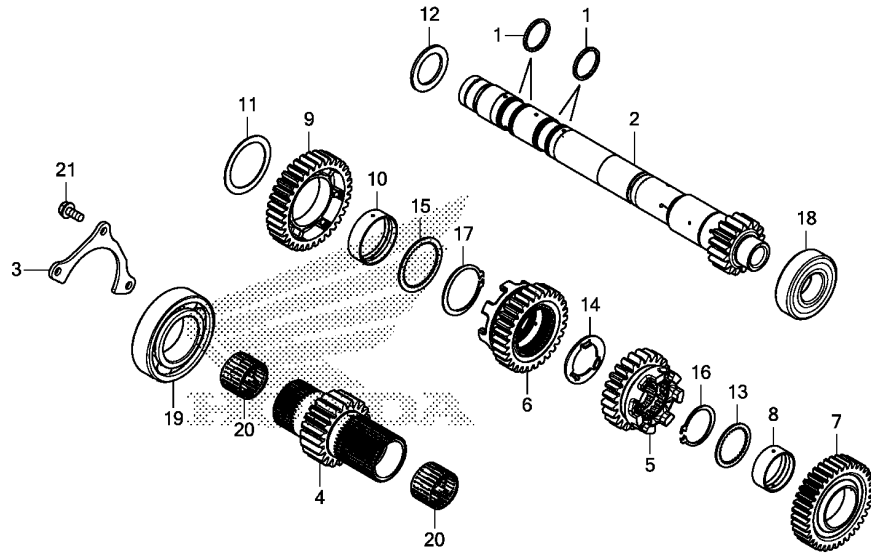
MKK3E1700

Ref. No.	L.O.N.	(Relative ref. Number) Description	F.R.T.
+37		.INCLUDES: Engine removal and installation	
38	2101G7	OIL SEAL, COUNTERSHAFT :LEFT .INCLUDES: Engine removal and installation	11.2

Ref. No.	Part No.	Description	Reqd. QTY								Serial No.	Parts catalogue code
			CRF1000									
			A	A2	AL	AL2	D	D2	DL	DL2		
			J	J	J	J	J	J	J	J		
23	90452-MAT-000	WASHER, SPLINE, 30X36X1.5 ...	3	3	3	3	-	-	-	-		
24	90452-MR7-000	WASHER, SPLINE, 28X34X1.5 ...	2	2	2	2	-	-	-	-		
25	90453-KSR-A00	WASHER, 22X32X1.5 .....	1	1	1	1	-	-	-	-		
26	90455-ML7-000	WASHER B, THRUST, 22MM(BLUE)	2	2	2	2	-	-	-	-		
27	90458-729-920	WASHER, THRUST, 28MM .....	1	1	1	1	-	-	-	-		
28	90459-438-000	WASHER, 10.2MM .....	1	1	1	1	-	-	-	-		
29	90463-MAT-000	WASHER, SPLINE, 30MM .....	1	1	1	1	-	-	-	-		
30	90463-MCJ-000	WASHER, SPLINE, 28MM .....	1	1	1	1	-	-	-	-		
31	90464-MAT-000	WASHER, LOCK, 30MM .....	1	1	1	1	-	-	-	-		
32	90464-MCJ-000	WASHER, LOCK, 28MM .....	1	1	1	1	-	-	-	-		
33	90603-MN4-000	CIRCLIP, 28MM .....	2	2	2	2	-	-	-	-		
34	90604-MM5-000	CIRCLIP, 30MM .....	3	3	3	3	-	-	-	-		
35	91001-MJP-G51	BEARING, SPECIAL BALL, 28X76X18	1	1	1	1	-	-	-	-		
36	91002-MCH-003	BEARING, RADIAL BALL, 63/22U (KOYO)	1	1	1	1	-	-	-	-		
37	91023-MM5-641	BEARING, NEEDLE, 22MM .....	1	1	1	1	-	-	-	-		
38	91207-MBB-003	OIL SEAL, 39X72X8 .....	1	1	1	1	-	-	-	-		
39	94560-72200	RING, SNAP, 72MM .....	1	1	1	1	-	-	-	-		
40	95701-06014-00	BOLT, FLANGE, 6X14 .....	3	3	3	3	-	-	-	-		

# E-17-10

# TRANSMISSION(MAINSHAFT)(CRF1000D/D2/DL/DL2)



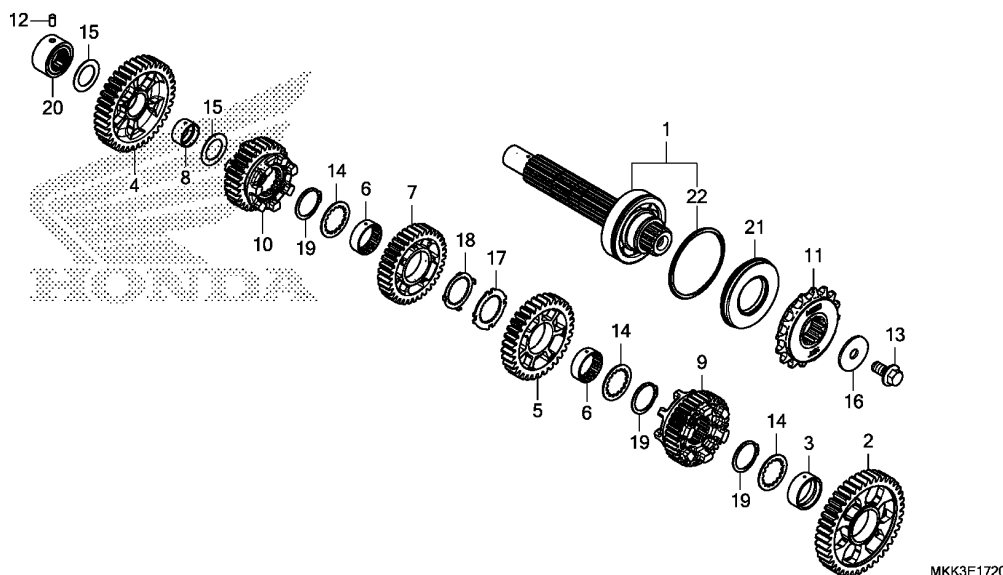
Ref. No.	L.O.N.	(Relative ref. Number) Description	F.R.T.
2		(4,5,6,7,9,20)	
210141		MAINSHAFT, TRANSMISSION ..... .INCLUDES: Engine removal and installation	11.4
210141A		.Replace countershaft add ....	0.2
18 2101C2		BEARING, MAINSHAFT :LEFT ..... .INCLUDES: Engine removal and installation	12.0
19 2101C5		BEARING, MAINSHAFT :RIGHT .... .INCLUDES: Engine removal and installation	11.3
2101C6		BEARING, MAINSHAFT :BOTH ..... .INCLUDES: Engine removal and installation	12.0
2101D4		BEARING, MAINSHAFT AND COUNTERSHAFT :ALL ..... .INCLUDES: Engine removal and installation	12.0

Ref. No.	Part No.	Description	Reqd. QTY								Serial No.	Parts catalogue code	
			A	A2	AL	AL2	D	D2	DL	DL2			
			CRF1000										
			J	J	J	J	J	J	J	J	J		
1	22815-MGE-D01	RING, SEAL, 28MM .....	-	-	-	-	4	4	4	4			
2	23210-MJP-G80	MAINSHAFT COMP., INNER .....	-	-	-	-	1	1	1	1			
3	23213-HL4-000	PLATE, BEARING SETTING .....	-	-	-	-	1	1	1	1			
4	23231-MJP-G80	MAINSHAFT, OUTER .....	-	-	-	-	1	1	1	1			
5	23451-MJP-G80	GEAR, MAINSHAFT THIRD(24T) ..	-	-	-	-	1	1	1	1			
6	23471-MJP-G80	GEAR, MAINSHAFT FOURTH(30T) ..	-	-	-	-	1	1	1	1			
7	23491-MJP-G80	GEAR, MAINSHAFT FIFTH(37T) ..	-	-	-	-	1	1	1	1			
8	23492-HL4-000	COLLAR, 32X35X13.5 .....	-	-	-	-	1	1	1	1			
9	23511-MJP-G80	GEAR, MAINSHAFT SIXTH(34T) ..	-	-	-	-	1	1	1	1			
10	23512-MGE-D00	COLLAR, 40X43X12.5 .....	-	-	-	-	1	1	1	1			
11	90403-MK2-300	WASHER .....	-	-	-	-	1	1	1	1			
12	90506-751-000	WASHER, 32MM .....	-	-	-	-	1	1	1	1			
13	90452-MCA-000	WASHER, SPLINE, 32X17X1.667 ..	-	-	-	-	1	1	1	1			
14	90463-HL4-000	WASHER, SPECIAL, 28X42X2 .....	-	-	-	-	1	1	1	1			
15	90493-MGE-D00	WASHER, SPLINE, 40MM .....	-	-	-	-	1	1	1	1			
16	90604-MCA-780	CIRCLIP, 32MM .....	-	-	-	-	1	1	1	1			
17	90605-MGE-D00	CIRCLIP, 40MM .....	-	-	-	-	1	1	1	1			
18	91003-MJP-G81	BEARING, RADIAL BALL, 25X56X15 ..	-	-	-	-	1	1	1	1			
19	91023-HL4-003	BEARING, RADIAL BALL, 40X76X18 ..	-	-	-	-	1	1	1	1			
20	91024-HL4-003	BEARING, NEEDLE, 28X32X21 ....	-	-	-	-	2	2	2	2			
21	95701-06014-00	BOLT, FLANGE, 6X14 .....	-	-	-	-	3	3	3	3			



E-17-20

TRANSMISSION(COUNTERSHAFT)(CRF1000D/D2/DL/DL2)



Ref. No.	L.O.N.	(Relative ref. Number) Description	F.R.T.
1		(2,4,5,7,9,10)	
210142		COUNTERSHAFT, TRANSMISSION ... .INCLUDES: Engine removal and installation	11.4
210142A		.Replace mainshaft add .....	0.2
11 213135		SPROCKET, DRIVE .....	0.3
20 2101C8		BEARING, COUNTERSHAFT :RIGHT ... .INCLUDES: Engine removal and installation	11.2
2101D4		BEARING, MAINSHAFT AND COUNTERSHAFT :ALL .....	12.0
		.INCLUDES: Engine removal and installation	
21 2101G7		OIL SEAL, COUNTERSHAFT :LEFT ... .INCLUDES: Engine removal and installation	11.2

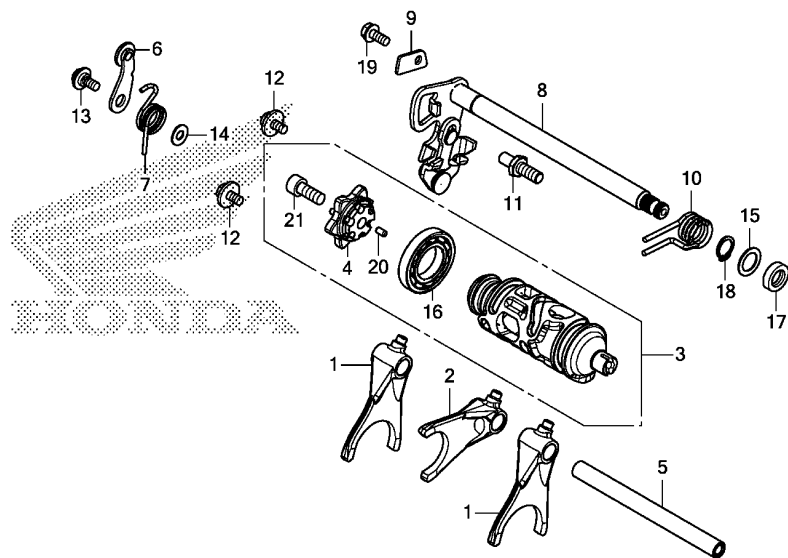
FR.

MKK3E1720

Ref. No.	Part No.	Description	Reqd. QTY								Serial No.	Parts catalogue code
			CRF1000									
			A	A2	AL	AL2	D	D2	DL	DL2		
			J	J	J	J	J	J	J	J		
1	23220-MJP-G80	COUNTERSHAFT COMP. ....	-	-	-	-	1	1	1	1		
2	23421-MJP-G80	GEAR, COUNTERSHAFT FIRST(41T)	-	-	-	-	1	1	1	1		
3	23422-HL4-000	COLLAR, 30X35X13 .....	-	-	-	-	1	1	1	1		
4	23441-MJP-G80	GEAR, COUNTERSHAFT SECOND(37T)	-	-	-	-	1	1	1	1		
5	23461-MJP-G80	GEAR, COUNTERSHAFT THIRD(33T)	-	-	-	-	1	1	1	1		
6	23462-MAT-000	COLLAR, SPLINE, 30X11 .....	-	-	-	-	2	2	2	2		
7	23481-MJP-G80	GEAR, COUNTERSHAFT FOURTH(34T)	-	-	-	-	1	1	1	1		
8	23495-KY1-000	COLLAR, 22X13 .....	-	-	-	-	1	1	1	1		
9	23501-MJP-G80	GEAR, COUNTERSHAFT FIFTH(36T)	-	-	-	-	1	1	1	1		
10	23521-MJP-G80	GEAR, COUNTERSHAFT SIXTH(30T)	-	-	-	-	1	1	1	1		
11	23801-MEE-D00	SPROCKET COMP., DRIVE(16T) ..	-	-	-	-	1	1	1	1	-----	----- 2ED,2GS,2KO,2TH,2U,3ED,3GS,3KO,3MA,3TH,3U,4ED
	23801-MJP-H60	SPROCKET COMP., DRIVE(17T) ..	-	-	-	-	-	-	1	1	-----	----- 4GS,4KO,4MA,4TH,4U,ED,GS,TH,U
											-----	----- 3IN,4IN
12	24261-283-000	PIN, GEARSHIFT FORK GUIDE ...	-	-	-	-	1	1	1	1		
13	90037-422-003	BOLT, SPECIAL, 10MM .....	-	-	-	-	1	1	1	1		
14	90452-HL4-000	WASHER, SPLINE, 30X38X1.5 ...	-	-	-	-	3	3	3	3		
15	90455-ML7-000	WASHER B, THRUST, 22MM(BLUE)	-	-	-	-	2	2	2	2		
16	90459-438-000	WASHER, 10.2MM .....	-	-	-	-	1	1	1	1		
17	90463-MAT-000	WASHER, SPLINE, 30MM .....	-	-	-	-	1	1	1	1		
18	90464-MAT-000	WASHER, LOCK, 30MM .....	-	-	-	-	1	1	1	1		
19	90604-MM5-000	CIRCLIP, 30MM .....	-	-	-	-	3	3	3	3		
20	91023-MM5-641	BEARING, NEEDLE, 22MM .....	-	-	-	-	1	1	1	1		
21	91207-MBB-003	OIL SEAL, 39X72X8 .....	-	-	-	-	1	1	1	1		
22	94560-72200	RING, SNAP, 72MM .....	-	-	-	-	1	1	1	1		

E-19

GEARSHIFT DRUM(CRF1000A/A2/AL/AL2)



MKK3E1900

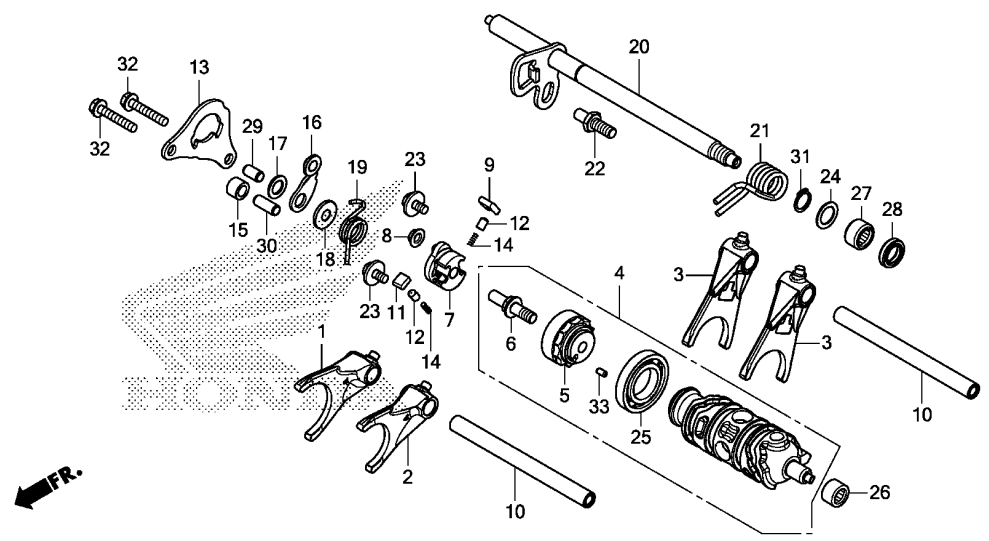
Ref. No.	L.O.N.	(Relative ref. Number) Description	F.R.T.
1	(2)	210112 FORK, GEARSHIFT .....	11.3
.INCLUDES: Engine removal and installation .NOTE: Same time for two units or more			
3	2101A9	DRUM, GEARSHIFT .....	11.3
.INCLUDES: Engine removal and installation			
4	2101B2	CENTER, GEARSHIFT DRUM .....	2.0
6	210125	STOPPER OR SPRING, SHIFT DRUM (7)	2.0
8	210122	SPINDLE, GEARSHIFT .....	2.0
16	2101C3	BEARING, GEARSHIFT DRUM .....	11.3
.INCLUDES: Engine removal and installation			
17	1101F9	OIL SEAL, GEARSHIFT SPINDLE ..	2.1

Ref. No.	Part No.	Description	Reqd. QTY								Serial No.	Parts catalogue code
			CRF1000									
			A	A2	AL	AL2	D	D2	DL	DL2		
			J	J	J	J	J	J	J	J		
1	24211-MJP-G50	FORK, GEARSHIFT .....	2	2	2	2	-	-	-	-		
2	24212-MJP-G50	FORK, CENTER GEARSHIFT .....	1	1	1	1	-	-	-	-		
3	24310-MKK-D01	DRUM COMP., GEARSHIFT .....	1	1	1	1	-	-	-	-		
4	24315-MGZ-J00	CENTER COMP., SHIFT DRUM .....	1	1	1	1	-	-	-	-		
5	24325-HL4-000	SHAFT, GEARSHIFT FORK .....	1	1	1	1	-	-	-	-		
6	24430-MKK-D00	STOPPER COMP., GEARSHIFT DRUM	1	1	1	1	-	-	-	-		
7	24435-MJP-G50	SPRING, GEARSHIFT DRUM STOPPER	1	1	1	1	-	-	-	-		
8	24610-MKK-D00	SPINDLE COMP., GEARSHIFT .....	1	1	1	1	-	-	-	-		
9	24613-MJP-G50	PLATE, SPINDLE SETTING .....	1	1	1	1	-	-	-	-		
10	24651-KR3-000	SPRING, GEARSHIFT RETURN .....	1	1	1	1	-	-	-	-		
11	24652-HA0-000	PIN, GEARSHIFT RETURN SPRING	1	1	1	1	-	-	-	-		
12	90021-MM5-000	BOLT-WASHER, 6X12 .....	2	2	2	2	-	-	-	-		
13	90023-MR5-670	BOLT, GEARSHIFT DRUM STOPPER	1	1	1	1	-	-	-	-		
14	90417-360-000	WASHER, DRUM STOPPER .....	1	1	1	1	-	-	-	-		
15	90451-155-000	WASHER, 14MM .....	1	1	1	1	-	-	-	-		
16	91007-MGS-D31	BEARING, RADIAL BALL, 25X47X8	1	1	1	1	-	-	-	-		
17	91203-KK3-830	OIL SEAL, 14X22X5 .....	1	1	1	1	-	-	-	-		
18	94510-14000	CIRCLIP, EXTERNAL, 14MM .....	1	1	1	1	-	-	-	-		
19	95701-06014-00	BOLT, FLANGE, 6X14 .....	1	1	1	1	-	-	-	-		
20	96220-40080	ROLLER, 4X8 .....	1	1	1	1	-	-	-	-		
21	96600-08020-10	BOLT, SOCKET, 8X20 .....	1	1	1	1	-	-	-	-		



# E-19-1

# GEARSHIFT DRUM(CRF1000D/D2/DL/DL2)



MKK3E1901

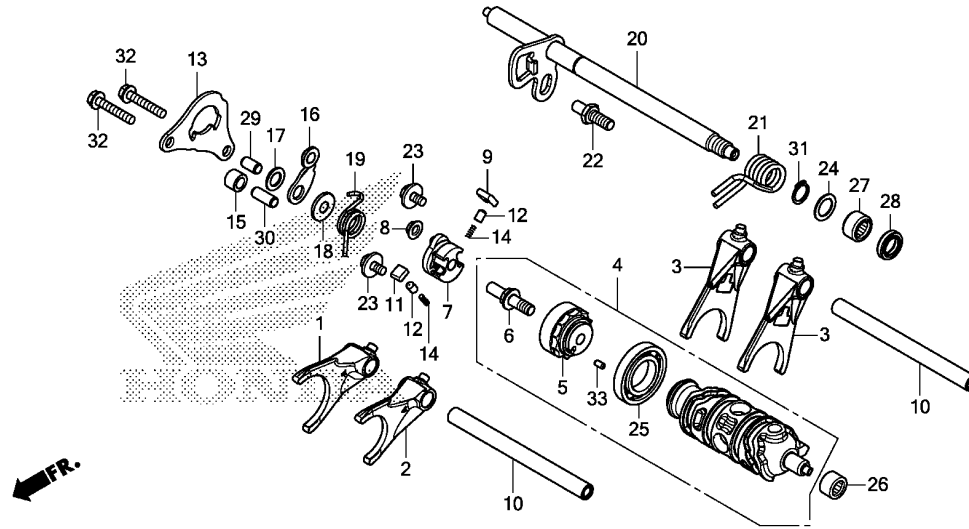
Ref. No.	L.O.N.	(Relative ref. Number) Description	F.R.T.
1	(2,3)		
210112		FORK, GEARSHIFT ..... .INCLUDES: Engine removal and installation .NOTE: Same time for two units or more	11.3
4	2101A9	DRUM, GEARSHIFT ..... .INCLUDES: Engine removal and installation	11.3
5	2101R7	CENTER, GEARSHIFT DRUM(A) ....	1.8
	2101V9	CENTER, GEARSHIFT DRUM(B) .... .NOTE: Adventure sports model (9,11,12,14)	2.4
7	2101B3	SHIFTER, GEARSHIFT DRUM .....	1.8
	2101R8	SHIFTER, GEARSHIFT DRUM(A) ... .NOTE: Adventure sports model	2.4
13	2101B4	PLATE, GUIDE .....	1.8
	2101V7	PLATE, GUIDE(A) .....	2.4
16	2101P6	STOPPER OR SPRING, SHIFT DRUM (A) .....	1.9
	2101V8	STOPPER OR SPRING, SHIFT DRUM (B) .....	2.5
		.NOTE: Adventure sports model	

Ref. No.	Part No.	Description	Reqd. QTY								Serial No.	Parts catalogue code
			CRF1000									
			A	A2	AL	AL2	D	D2	DL	DL2		
			J	J	J	J	J	J	J	J		
1	24211-MJP-G80	FORK, R. GEARSHIFT .....	-	-	-	-	1	1	1	1		
2	24212-MJP-G80	FORK, L. GEARSHIFT .....	-	-	-	-	1	1	1	1		
3	24213-HL4-000	FORK, CENTER GEARSHIFT .....	-	-	-	-	2	2	2	2		
4	24310-MJP-G80	DRUM COMP., GEARSHIFT .....	-	-	-	-	1	1	1	1		
5	24312-MJP-G80	CENTER, SHIFT DRUM .....	-	-	-	-	1	1	1	1		
6	24315-HL4-000	PIN, SHIFTER .....	-	-	-	-	1	1	1	1		
7	24321-KT8-030	SHIFTER, DRUM .....	-	-	-	-	1	1	1	1		
8	24322-MM4-000	COLLAR, SHIFTER .....	-	-	-	-	1	1	1	1		
9	24324-KA3-711	PAWL A, RATCHET .....	-	-	-	-	1	1	1	1		
10	24325-HL4-000	SHAFT, GEARSHIFT FORK .....	-	-	-	-	2	2	2	2		
11	24325-KA3-711	PAWL B, RATCHET .....	-	-	-	-	1	1	1	1		
12	24326-KBH-901	PLUNGER, PAWL .....	-	-	-	-	2	2	2	2		
13	24328-MJP-G80	PLATE, CHANGE GUIDE .....	-	-	-	-	1	1	1	1		
14	24329-KA3-740	SPRING, PAWL PLUNGER .....	-	-	-	-	2	2	2	2		
15	24329-MGS-D20	COLLAR, GUIDE PLATE DISTANCE .....	-	-	-	-	1	1	1	1		
16	24430-HL4-000	STOPPER COMP., GEARSHIFT DRUM .....	-	-	-	-	1	1	1	1		
17	24433-MJP-G80	WASHER, GEARSHIFT DRUM STOPPER .....	-	-	-	-	1	1	1	1		
18	24434-MJP-G80	COLLAR, SHIFT DRUM STOPPER .....	-	-	-	-	1	1	1	1		
19	24435-MJP-G80	SPRING, GEARSHIFT DRUM STOPPER .....	-	-	-	-	1	1	1	1		
20	24610-MJP-G80	SPINDLE COMP., GEARSHIFT .....	-	-	-	-	1	1	1	1		
21	24651-MGS-D20	SPRING, GEARSHIFT RETURN .....	-	-	-	-	1	1	1	1		
22	24652-HA0-000	PIN, GEARSHIFT RETURN SPRING .....	-	-	-	-	1	1	1	1		
23	90021-MM5-000	BOLT-WASHER, 6X12 .....	-	-	-	-	2	2	2	2		
24	90451-155-000	WASHER, 14MM .....	-	-	-	-	1	1	1	1		



# E-19-1

# GEARSHIFT DRUM(CRF1000D/D2/DL/DL2)



MKK3E1901

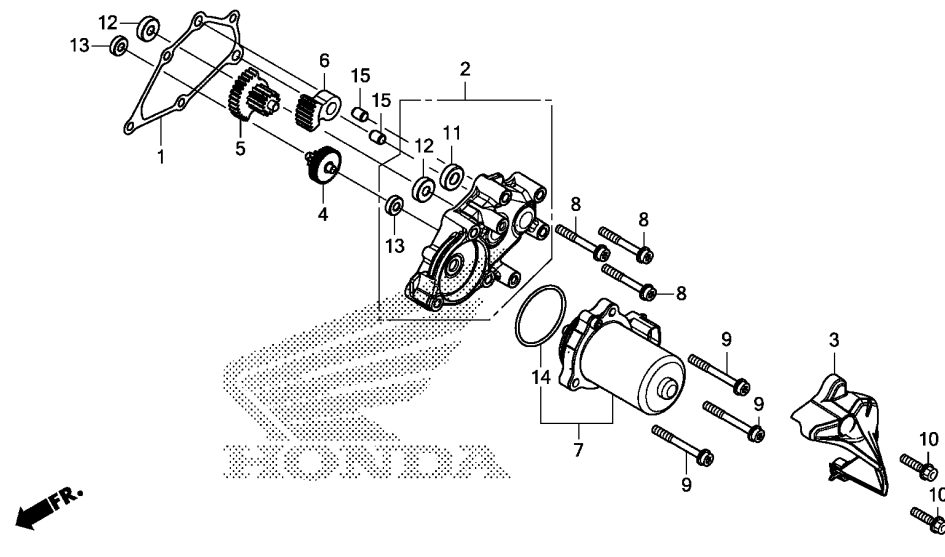
Ref. No.	L.O.N.	(Relative ref. Number) Description	F.R.T.
20		(21)	
	2101P7	SPINDLE, GEARSHIFT(A) .....	1.8
	2101T1	SPINDLE, GEARSHIFT(B) .....	2.4
	.NOTE: Adventure sports model		
25	2101C3	BEARING, GEARSHIFT DRUM .....	11.3
	.INCLUDES: Engine removal and installation		
26	2101H5	BEARING, GEARSHIFT DRUM :LEFT .....	12.0
	.INCLUDES: Engine removal and installation		
27	1101E0	BEARING, GEARSHIFT SPINDLE ... ..	12.0
	.INCLUDES: Engine removal and installation		
28	1101S1	OIL SEAL, GEARSHIFT SPINDLE(A) .....	2.0
	1101AB	OIL SEAL, GEARSHIFT SPINDLE(B) .....	2.6
	.NOTE: Adventure sports model		

Ref. No.	Part No.	Description	Reqd. QTY								Serial No.	Parts catalogue code
			CRF1000									
			A	A2	AL	AL2	D	D2	DL	DL2		
			J	J	J	J	J	J	J	J		
25	91007-MGS-D31	BEARING, RADIAL BALL, 25X47X8	-	-	-	-	1	1	1	1		
26	91024-MGS-D21	BEARING, NEEDLE, 12X18X12 ...	-	-	-	-	1	1	1	1		
27	91028-MGS-D21	BEARING, NEEDLE, 14X20X12 ...	-	-	-	-	1	1	1	1		
28	91203-KK3-830	OIL SEAL, 14X22X5 .....	-	-	-	-	1	1	1	1		
29	94301-08140	DOWEL PIN, 8X14 .....	-	-	-	-	1	1	1	1		
30	94301-08200	DOWEL PIN, 8X20 .....	-	-	-	-	1	1	1	1		
31	94510-14000	CIRCLIP, EXTERNAL, 14MM .....	-	-	-	-	1	1	1	1		
32	95701-06035-00	BOLT, FLANGE, 6X35 .....	-	-	-	-	2	2	2	2		
33	96220-40080	ROLLER, 4X8 .....	-	-	-	-	1	1	1	1		



# E-19-10

# REDUCTION GEAR



MKK3E1910

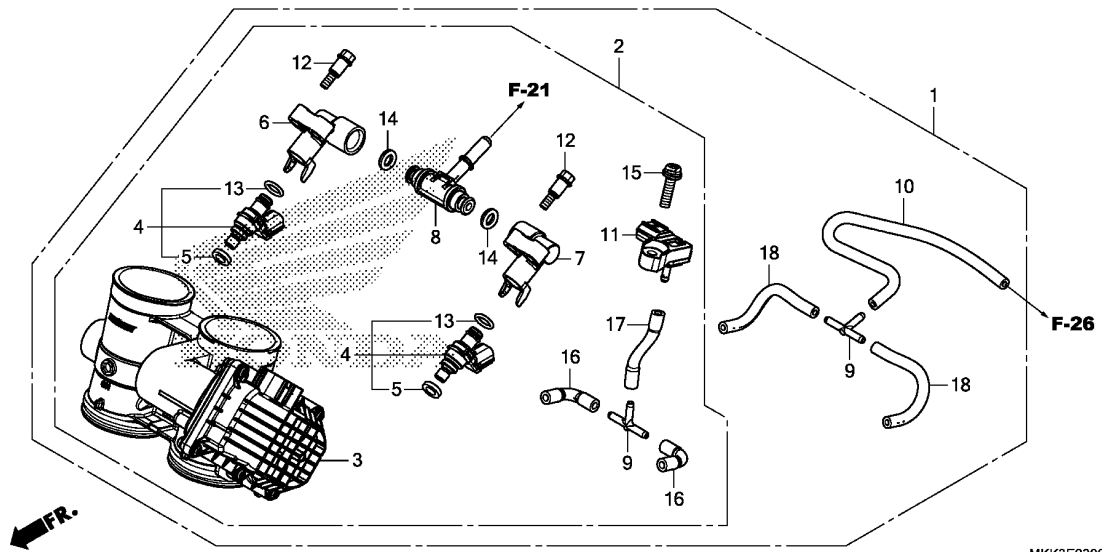
Ref. No.	L.O.N.	(Relative ref. Number) Description	F.R.T.
2		(1)	
2	2101D7	COVER, REDUCTION GEAR .....	0.2
3	6221A0	COVER, MOTOR .....	0.1
4		(5,6)	
4	110111	GEAR, REDUCTION .....	0.2
		.NOTE: Same time for two units or more	
7		(14)	
7	2101B8	MOTOR, SHIFT CONTROL .....	0.2
11		(12,13)	
	2101G6	BEARING, REDUCTION GEAR :LEFT	0.4
	2101G6A	.Replace 1 bearing add .....	0.2
	2101G6B	.Replace 2 bearings add .....	0.4
	2101K7	BEARING, REDUCTION GEAR :RIGHT	12.0
		.INCLUDES: Engine removal and installation	
	2101K7A	.Replace 1 bearing add .....	0.2
	2101E0	BEARING, REDUCTION GEAR :FOR 1 VEHICLE .....	12.8
		.INCLUDES: Engine removal and installation	

Ref. No.	Part No.	Description	Reqd. QTY								Serial No.	Parts catalogue code
			A	A2	AL	AL2	D	D2	DL	DL2		
			J	J	J	J	J	J	J	J		
1	11397-MJP-G81	GASKET, REDUCTION COVER .....	-	-	-	-	1	1	1	1		
2	11520-MJP-G80	COVER COMP., REDUCTION GEAR .....	-	-	-	-	1	1	1	1		
3	11530-MJP-G80	COVER COMP., RATIO CONTROL MOTOR	-	-	-	-	1	1	1	1		
4	24615-MGE-D01	GEAR, SHIFT REDUCTION(45T/7T)	-	-	-	-	1	1	1	1		
5	24616-MGS-D21	GEAR, SHIFT REDUCTION(32T/13T)	-	-	-	-	1	1	1	1		
6	24617-MGE-D01	GEAR, SHIFT REDUCTION(42T) ..	-	-	-	-	1	1	1	1		
7	31300-MJP-G81	MOTOR ASSY., RATIO CONTROL ..	-	-	-	-	1	1	1	1		
8	90010-MJP-G80	BOLT, FLANGE TORX, 6X45 .....	-	-	-	-	3	3	3	3		
9	90011-MJP-G80	BOLT, FLANGE TORX, 6X53 .....	-	-	-	-	3	3	3	3		
10	90026-GHB-680	BOLT, FLANGE, 6X25 .....	-	-	-	-	2	2	2	2		
11	91025-MGS-D21	BEARING, RADIAL BALL, 699ZZ ..	-	-	-	-	1	1	1	1		
12	91026-MGS-D21	BEARING, RADIAL BALL, 607ZZ ..	-	-	-	-	2	2	2	2		
13	91027-MGS-D21	BEARING, RADIAL BALL, 696ZZ ..	-	-	-	-	2	2	2	2		
14	91301-MJP-G81	O-RING, CONTROL MOTOR .....	-	-	-	-	1	1	1	1		
15	94301-08100	DOWEL PIN, 8X10 .....	-	-	-	-	2	2	2	2		

2

# E-23

# THROTTLE BODY



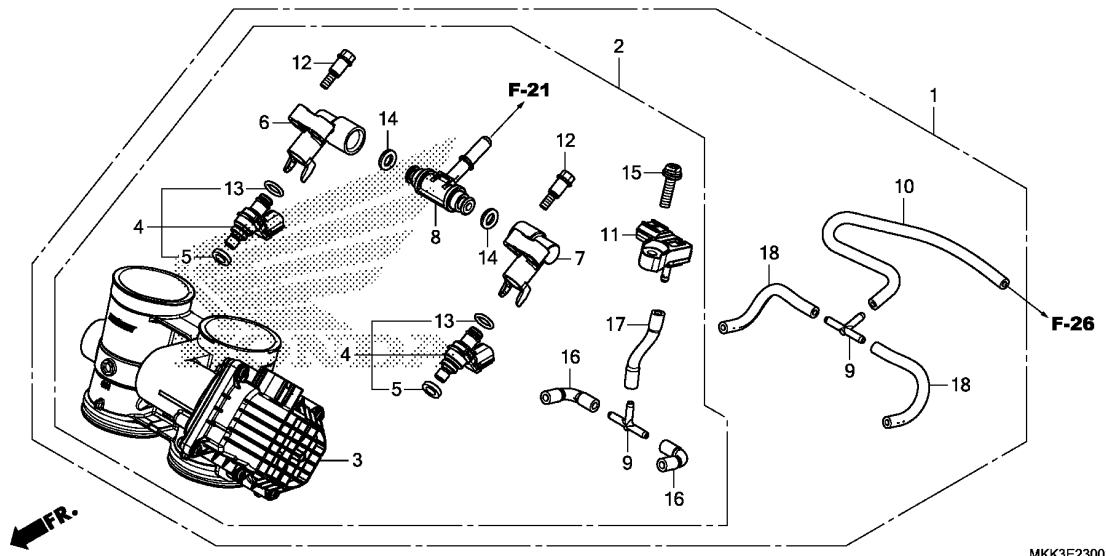
Ref. No.	L.O.N.	(Relative ref. Number) Description	F.R.T.
1	(2)	311132 BODY ASSY., THROTTLE	1.6
3		311130 BODY, THROTTLE	1.7
4	(5,13)	311145 INJECTOR, FUEL	1.0
		311145G .Replace 1 injector add	0.1
		3111S1 INJECTOR, FUEL(A)	1.1
		.NOTE: Adventure sports model	
		3111S1A .Replace 1 injector add	0.1
8	(6,7,14)	311140 PIPE, FUEL	0.9
		.NOTE: Same time for two units or more	
		3111T1 PIPE, FUEL(A)	1.0
		.NOTE: Same time for two units or more	
		.NOTE: Adventure sports model	
11		617116 SENSOR, MAP	1.4

Ref. No.	Part No.	Description	Reqd. QTY								Serial No.	Parts catalogue code
			A	A2	AL	AL2	D	D2	DL	DL2		
1	16400-MKK-D01	BODY ASSY., THROTTLE(H3A A)	1	1	1	1	1	1	1	1	1	2ED,2FO,2KO,2TH,3ED,3FO,3KO,3MA,3TH,4ED,4KO 4MA,4TH,ED,TH
2	16400-MKK-U01	BODY ASSY., THROTTLE(H3B A)	1	1	1	-	1	1	1	1	1	2GS,2U,3GS,3IN,3U,4GS,4IN,4U,GS,U
3	16410-MKK-D01	BODY SET	1	1	1	1	1	1	1	1	1	2ED,2FO,2KO,2TH,3ED,3FO,3KO,3MA,3TH,4ED,4KO 4MA,4TH,ED,TH
	16410-MKK-U01		1	1	1	-	1	1	1	1	1	2GS,2U,3GS,3IN,3U,4GS,4IN,4U,GS,U
4	16450-MJP-G51	INJECTOR ASSY., FUEL	2	2	2	2	2	2	2	2	2	
5	16472-KPC-D50	RING, SEAL	2	2	2	2	2	2	2	2	2	
6	16610-HL4-003	PIPE, FUEL(A)	1	1	1	1	1	1	1	1	1	
7	16620-HL4-003	PIPE, FUEL(B)	1	1	1	1	1	1	1	1	1	
8	16630-MFJ-D00	T-JOINT, FUEL	1	1	1	1	1	1	1	1	1	
9	17201-MG9-000	JOINT A, VACUUM TUBE	2	2	-	2	-	-	-	-	-	2ED,2FO,2KO,3ED,3FO,3KO,4ED,4MA,4TH,ED 2GS,2U,3GS,3U,GS,U
			1	-	-	-	1	-	-	-	-	4GS,4U
			-	1	-	-	-	1	-	-	-	2TH,3MA,3TH,TH
			-	-	2	-	-	-	2	-	-	3IN
			-	-	1	-	-	-	1	-	-	2ED,2KO,3ED,3KO,ED
			-	-	-	-	-	2	-	-	-	4ED,4KO
			-	-	-	-	-	-	-	1	-	4IN
			-	-	-	-	-	-	-	2	-	4MA,4TH
10	17413-MKK-D00	TUBE(PCSV-THROTTLE BODY)	1	1	1	1	1	1	1	1	1	2ED,2FO,2KO,2TH,3ED,3FO,3KO,3MA,3TH,4ED,4KO 4MA,4TH,ED,TH
11	46401-TM8-A01	SENSOR A, MASTER POWER PRESSURE	1	1	1	1	1	1	1	1	1	
12	90021-MGZ-D02	BOLT, SHOULDER	4	4	4	4	4	4	4	4	4	
13	91301-GGL-J01	O-RING, 6.3X2.2	2	2	2	2	2	2	2	2	2	
14	91301-PLC-000	O-RING, 7.47X3.6	2	2	2	2	2	2	2	2	2	



E-23

THROTTLE BODY

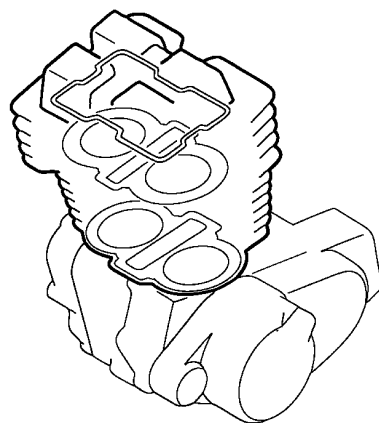
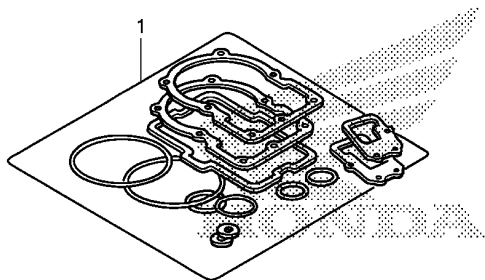


MKK3E2300

Ref. No.	Part No.	Description	Reqd. QTY								Serial No.	Parts catalogue code	
			A	A2	AL	AL2	D	D2	DL	DL2			
			CRF1000										
			J	J	J	J	J	J	J	J	J		
15	93893-06025-18	SCREW-WASHER, 6X25	1	1	1	1	1	1	1	1	1		
16	95005-35100-20S	TUBE, 3.5X40(95005-35001-20M)	2	2	2	2	2	2	2	2	2		
17	95005-35060-20	TUBE, 3.5X60(95005-35001-20M)	1	1	1	1	1	1	1	1	1		
18	95005-35090-20	TUBE, 3.5X90(95005-35001-20M)	2	2	2	2	2	2	2	2	2	-----	2ED,2FO,2KO,2TH,3ED,3FO,3KO,3MA,3TH,4ED,4KO 4MA,4TH,ED,TH

# EOP-1

# GASKET KIT A



MKK3X0100

Ref. L.O.N. (Relative ref. Number) F.R.T.  
No. Description

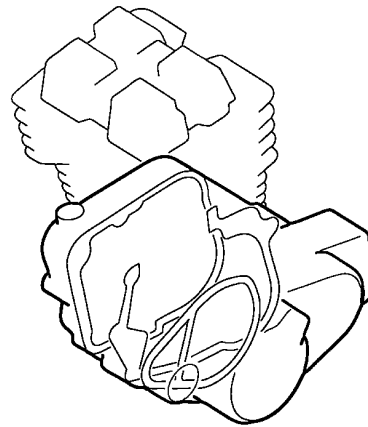
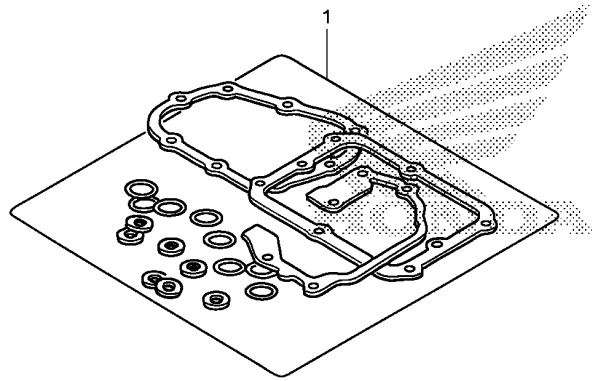
NO INFORMATION .....

Ref. No.	Part No.	Description	Reqd. QTY								Serial No.	Parts catalogue code
			A	A2	AL	AL2	D	D2	DL	DL2		
			J	J	J	J	J	J	J			
1	06111-MJP-A60	GASKET KIT A .....	1	1	-	-	1	1	-	-	-----	2ED,2U,3ED,3U,4ED,4U,ED,U
	12229-HL4-000	SEAL, PLUG TUBE .....	2	2	-	-	2	2	-	-	-----	2ED,2U,3ED,3U,4ED,4U,ED,U
	12251-MJP-G51	GASKET, CYLINDER HEAD .....	1	1	-	-	1	1	-	-	-----	2ED,2U,3ED,3U,4ED,4U,ED,U
	12391-HL4-000	GASKET, HEAD COVER .....	1	1	-	-	1	1	-	-	-----	2ED,2U,3ED,3U,4ED,4U,ED,U
	14523-HL4-003	GASKET, TENSIONER HOLE .....	1	1	-	-	1	1	-	-	-----	2ED,2U,3ED,3U,4ED,4U,ED,U
	18291-MM8-880	GASKET, EX. PIPE .....	2	2	-	-	2	2	-	-	-----	2ED,2U,3ED,3U,4ED,4U,ED,U
	90442-397-000	WASHER, SEALING, 6MM .....	1	1	-	-	1	1	-	-	-----	2ED,2U,3ED,3U,4ED,4U,ED,U
	90543-MV9-670	RUBBER, MOUNTING .....	3	3	-	-	3	3	-	-	-----	2ED,2U,3ED,3U,4ED,4U,ED,U
	90544-KF0-000	WASHER, SEALING, 14MM .....	1	1	-	-	1	1	-	-	-----	2ED,2U,3ED,3U,4ED,4U,ED,U



# EOP-2

# GASKET KIT B



MKK3X0200

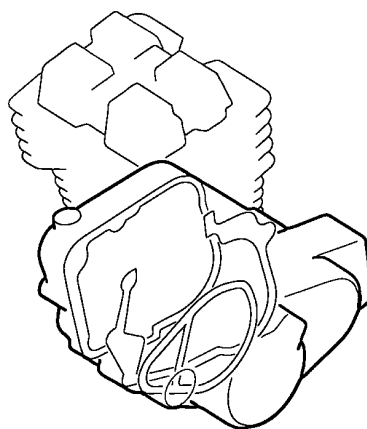
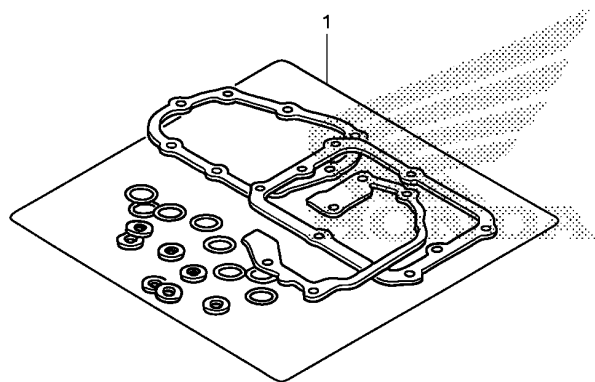
Ref. L.O.N. (Relative ref. Number) F.R.T.  
No. Description

NO INFORMATION .....

Ref. No.	Part No.	Description	Reqd. QTY								Serial No.	Parts catalogue code
			A	A2	AL	AL2	D	D2	DL	DL2		
			J	J	J	J	J	J	J			
1	11394-MJP-G51	GASKET, R. CRANKCASE COVER ..	1	1	-	-	1	1	-	-	-----	2ED,2U,3ED,3U,4ED,4U,ED,U
	11395-MJP-G51	GASKET, OIL PAN .....	1	1	-	-	1	1	-	-	-----	2ED,2U,3ED,3U,4ED,4U,ED,U
	15154-MAT-000	PACKING, OIL STRAINER .....	1	1	-	-	1	1	-	-	-----	2ED,2U,3ED,3U,4ED,4U,ED,U
	19226-MJP-G50	GASKET, WATER PUMP BODY .....	1	1	-	-	1	1	-	-	-----	2ED,2U,3ED,3U,4ED,4U,ED,U
	90442-028-000	WASHER, SEALING, 8MM .....	2	2	-	-	2	2	-	-	-----	2ED,2U,3ED,3U,4ED,4U,ED,U
	90443-MJ6-000	WASHER, NEUTRAL .....	2	2	-	-	1	1	-	-	-----	2ED,2U,3ED,3U,4ED,4U,ED,U
	90488-425-000	WASHER, SEALING, 6MM .....	3	3	-	-	6	6	-	-	-----	2ED,2U,3ED,3U,4ED,4U,ED,U
	91303-377-000	O-RING, 13.8X2.5 .....	1	1	-	-	1	1	-	-	-----	2ED,2U,3ED,3U,4ED,4U,ED,U
	91303-KF0-003	O-RING, 14.8X2.4(ARAI) .....	3	3	-	-	4	4	-	-	-----	2ED,2U,3ED,3U,4ED,4U,ED,U
	91303-MJ0-003	O-RING, 6.3X2.3(ARAI) .....	1	1	-	-	1	1	-	-	-----	2ED,2U,3ED,3U,4ED,4U,ED,U
	91304-HN8-003	O-RING, 17.4X2.9 .....	1	1	-	-	1	1	-	-	-----	2ED,2U,3ED,3U,4ED,4U,ED,U
	91305-MCJ-751	O-RING, 3.2X1.1 .....	2	2	-	-	2	2	-	-	-----	2ED,2U,3ED,3U,4ED,4U,ED,U
	91307-035-000	O-RING, 18X3 .....	1	1	-	-	1	1	-	-	-----	2ED,2U,3ED,3U,4ED,4U,ED,U
	91309-425-003	O-RING, 24.4X3.1(ARAI) .....	1	1	-	-	1	1	-	-	-----	2ED,2U,3ED,3U,4ED,4U,ED,U
	91310-MGE-D01	O-RING, 16.5X2.5 .....	1	1	-	-	2	2	-	-	-----	2ED,2U,3ED,3U,4ED,4U,ED,U
	91315-MJP-G51	SEAL, WATER PIPE .....	1	1	-	-	1	1	-	-	-----	2ED,2U,3ED,3U,4ED,4U,ED,U
	91352-MGE-003	O-RING, 21.5X2.9 .....	1	1	-	-	1	1	-	-	-----	2ED,2U,3ED,3U,4ED,4U,ED,U
	91356-425-005	O-RING, 29.7X2.4(NOK) .....	1	1	-	-	1	1	-	-	-----	2ED,2U,3ED,3U,4ED,4U,ED,U
	94109-12000	WASHER, DRAIN PLUG, 12MM .....	2	2	-	-	2	2	-	-	-----	2ED,2U,3ED,3U,4ED,4U,ED,U
	06112-MKK-D00	GASKET KIT B .....	1	1	-	-	-	-	-	-	-----	2ED,2U,3ED,3U,4ED,4U,ED,U
	06112-MJP-A80	.....	-	-	-	-	1	1	-	-	-----	2ED,2U,3ED,3U,4ED,4U,ED,U
	11364-MJP-G80	GASKET, SOLENOID BODY .....	-	-	-	-	2	2	-	-	-----	2ED,2U,3ED,3U,4ED,4U,ED,U
	11371-MGS-D20	PACKING, BASE .....	-	-	-	-	1	1	-	-	-----	2ED,2U,3ED,3U,4ED,4U,ED,U
	11397-MJP-G81	GASKET, REDUCTION COVER .....	-	-	-	-	1	1	-	-	-----	2ED,2U,3ED,3U,4ED,4U,ED,U
	11398-MJP-G81	GASKET, SOLENOID COVER .....	-	-	-	-	1	1	-	-	-----	2ED,2U,3ED,3U,4ED,4U,ED,U
	90404-HW1-670	WASHER, SEALING, 6MM .....	-	-	-	-	5	5	-	-	-----	2ED,2U,3ED,3U,4ED,4U,ED,U
	90443-MB0-000	WASHER, SEALING, 10.2MM .....	-	-	-	-	1	1	-	-	-----	2ED,2U,3ED,3U,4ED,4U,ED,U
	90545-KF0-000	WASHER, 12MM .....	-	-	-	-	1	1	-	-	-----	2ED,2U,3ED,3U,4ED,4U,ED,U
	91301-MEH-003	O-RING, 13X1.5 .....	-	-	-	-	4	4	-	-	-----	2ED,2U,3ED,3U,4ED,4U,ED,U

# EOP-2

# GASKET KIT B



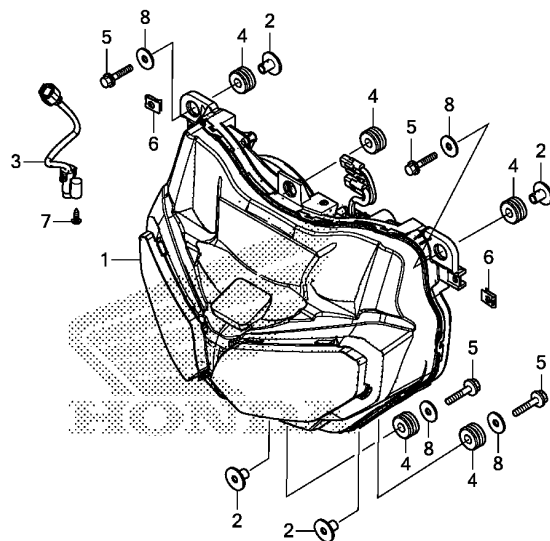
MKK3X0200

Ref. No.	Part No.	Description	Reqd. QTY								Serial No.	Parts catalogue code
			A	A2	AL	AL2	D	D2	DL	DL2		
			J	J	J	J	J	J	J	J		
(1)	91301-MY9-003	O-RING, 15X2.5	-	-	-	-	1	1	-	-	-----	2ED,2U,3ED,3U,4ED,4U,ED,U
	91302-MAL-601	O-RING, 18.1X3.6	-	-	-	-	1	1	-	-	-----	2ED,2U,3ED,3U,4ED,4U,ED,U
	91302-PA9-003	O-RING, 39.8X2.2(ARAI)	-	-	-	-	2	2	-	-	-----	2ED,2U,3ED,3U,4ED,4U,ED,U
	91302-RGC-003	O-RING, 35X2.2	-	-	-	-	4	4	-	-	-----	2ED,2U,3ED,3U,4ED,4U,ED,U
	91307-MGE-D01	O-RING, 81X2.2	-	-	-	-	1	1	-	-	-----	2ED,2U,3ED,3U,4ED,4U,ED,U
	91308-PY4-003	O-RING, 10.7X1.9	-	-	-	-	1	1	-	-	-----	2ED,2U,3ED,3U,4ED,4U,ED,U
	91311-RFH-003	O-RING, 7.7X1.9	-	-	-	-	6	6	-	-	-----	2ED,2U,3ED,3U,4ED,4U,ED,U
	91315-PC9-004	O-RING, 6X1.5(NOK)	-	-	-	-	1	1	-	-	-----	2ED,2U,3ED,3U,4ED,4U,ED,U



# F-1

# HEADLIGHT



Ref. No.	L.O.N.	(Relative ref. Number) Description	F.R.T.
1	616115	HEADLIGHT ASSEMBLY .....	0.9
	6161J3	HEADLIGHT ASSEMBLY(A) .....	1.0
		.NOTE: Adventure sports model	
3	617166	SENSOR, OPEN AIR TEMP .....	0.3
	6171J8	SENSOR, OPEN AIR TEMP(A) .....	0.4
		.NOTE: Adventure sports model	

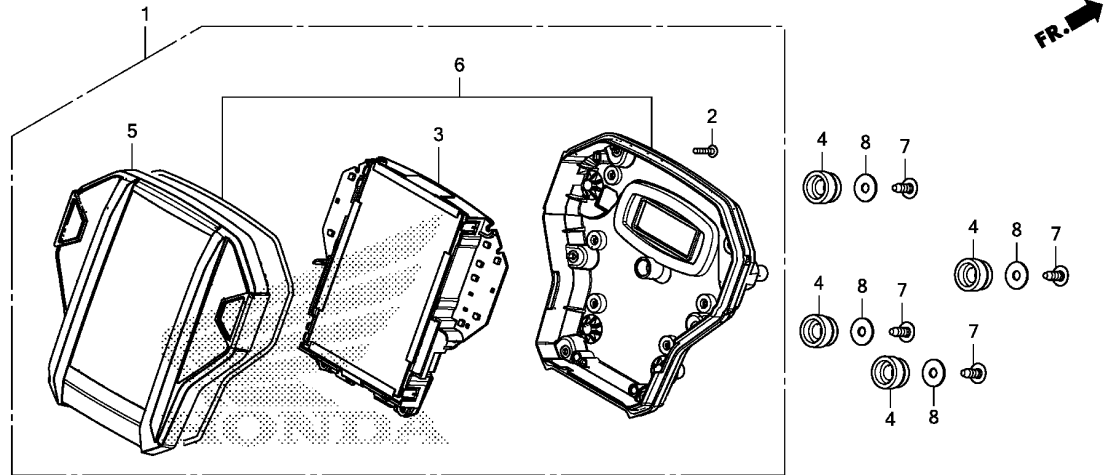
MKK3F0100

3

Ref. No.	Part No.	Description	Reqd. QTY								Serial No.	Parts catalogue code	
			A	A2	AL	AL2	D	D2	DL	DL2			
1	33100-MJP-652	HEADLIGHT ASSY. ....	1	1	1	1	1	1	1	1	1		
2	33111-MGH-640	COLLAR .....	4	4	4	4	4	4	4	4	4		
3	37880-MJP-651	SENSOR, OPEN AIR TEMPERATURE	1	1	1	1	1	1	1	1	1		
4	61103-MJP-650	RUBBER, HEADLIGHT .....	5	5	5	5	5	5	5	5	5		
5	90020-GHB-680	BOLT, FLANGE, 6X25 .....	4	4	4	4	4	4	4	4	4		
6	90677-KAN-961	NUT, CLIP, 5MM .....	2	2	2	2	2	2	2	2	2		
7	93903-24280	SCREW, TAPPING, 4X10 .....	1	1	1	1	1	1	1	1	1		
8	94103-06000	WASHER, PLAIN, 6MM .....	4	4	4	4	4	4	4	4	4		

F-2

METER



MKK3F0200

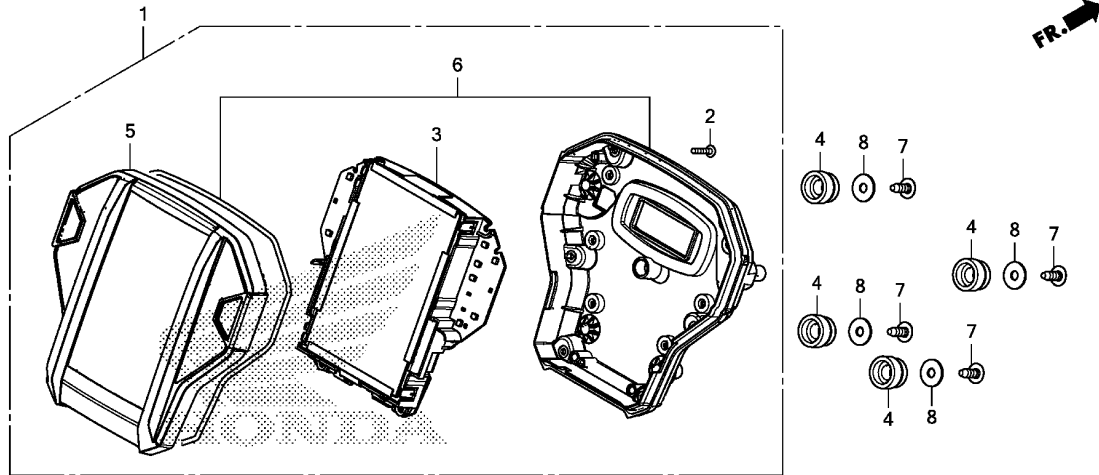
Ref. No.	L.O.N.	(Relative ref. Number) Description	F.R.T.
1	8121A1	METER ASSY., COMBINATION .....	0.9
	8121A5	METER ASSY., COMBINATION(A) ..	1.0
		.NOTE: Adventure sports model	
3	8121A2	METER, COMBINATION .....	1.0
	8121H4	METER, COMBINATION(A) .....	1.1
		.NOTE: Adventure sports model	
5	8121B4	CASE, METER :UPPER .....	0.9
	8121C7	CASE, METER(A) :UPPER .....	1.0
		.NOTE: Adventure sports model	
6	8121B5	CASE, METER :LOWER .....	0.9
	8121D5	CASE, METER(A) :LOWER .....	1.0
		.NOTE: Adventure sports model	

Ref. No.	Part No.	Description	Reqd. QTY							Serial No.	Parts catalogue code
			A	A2	AL	AL2	D	D2	DL		
1	37100-MKK-T11	METER ASSY., COMBINATION(KPH)	1	-	1	-	-	-	-	-	2K0,2TH,3K0,3MA,3TH,TH
	37100-MKK-D01	METER ASSY., COMBINATION (KPH/MPH)	1	-	-	-	-	-	-	-	2ED,2GS,3ED,3GS,ED,GS
	37100-MKK-H11	METER ASSY., COMBINATION(KPH)	1	-	-	-	-	-	-	-	2FO,3FO
	37100-MKK-U01	.....	1	-	-	-	-	-	-	-	2U,3U,U
	37100-MKK-D21	METER ASSY., COMBINATION (KPH/MPH)	-	1	-	-	-	-	-	-	4ED,4GS
	37100-MKK-U21	METER ASSY., COMBINATION(KPH)	-	1	-	-	-	-	-	-	4U
	37100-MKK-NM1	.....	-	-	1	-	-	-	-	-	3IN
	37100-MKK-T31	.....	-	-	-	1	-	-	-	-	3IN
	37100-MKK-T61	.....	-	-	-	-	1	-	1	-	2K0,2TH,3K0,3MA,3TH,TH
	37100-MKK-D51	METER ASSY., COMBINATION (KPH/MPH)	-	-	-	-	1	-	-	-	2ED,2GS,3ED,3GS,ED,GS
	37100-MKK-U51	METER ASSY., COMBINATION(KPH)	-	-	-	-	1	-	-	-	2U,3U,U
	37100-MKK-T81	.....	-	-	-	-	-	1	1	-	4K0,4MA,4TH
	37100-MKK-D71	METER ASSY., COMBINATION (KPH/MPH)	-	-	-	-	-	1	-	-	4ED,4GS
	37100-MKK-U71	METER ASSY., COMBINATION(KPH)	-	-	-	-	-	1	-	-	4U
	37100-MKK-NS1	.....	-	-	-	-	-	-	1	-	3IN
	37100-MKK-N81	.....	-	-	-	-	-	-	1	-	4IN
2	37105-MKK-D01	SCREW, TAPPING, 3X16 .....	7	7	7	7	7	7	7	7	
3	37110-MKK-T11	METER COMP., LCD(KPH)	1	-	1	-	-	-	-	-	2K0,2TH,3K0,3MA,3TH,TH
	37110-MKK-D01	METER COMP., LCD(KPH/MPH)	1	-	-	-	-	-	-	-	2ED,2GS,3ED,3GS,ED,GS
	37110-MKK-H11	METER COMP., LCD(KPH)	1	-	-	-	-	-	-	-	2FO,3FO
	37110-MKK-U01	.....	1	-	-	-	-	-	-	-	2U,3U,U
	37110-MKK-D21	METER COMP., LCD(KPH/MPH)	-	1	-	-	-	-	-	-	4ED,4GS
	37110-MKK-U21	METER COMP., LCD(KPH)	-	1	-	-	-	-	-	-	4U
	37110-MKK-NM1	.....	-	-	1	-	-	-	-	-	3IN
	37110-MKK-T31	.....	-	-	-	1	-	-	-	-	3IN



F-2

METER



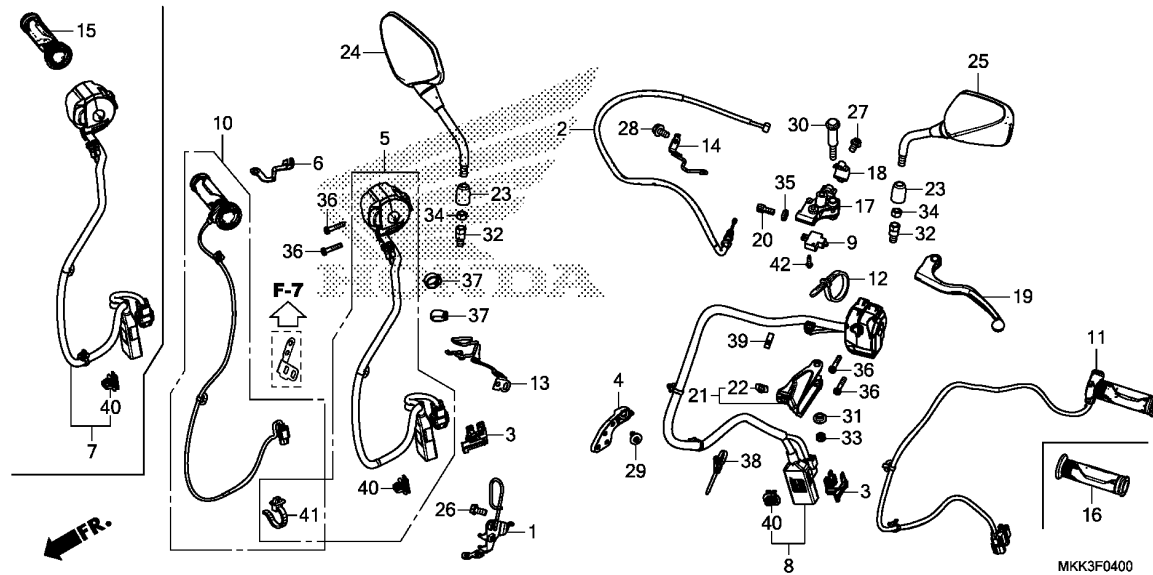
MKK3F0200

3

Ref. No.	Part No.	Description	Reqd. QTY								Serial No.	Parts catalogue code
			A	A2	AL	AL2	D	D2	DL	DL2		
			J	J	J	J	J	J	J			
(3)	37110-MKK-T61	METER COMP., LCD(KPH) .....	-	-	-	-	1	-	1	-	-----	2K0,2TH,3K0,3MA,3TH,TH
	37110-MKK-D51	METER COMP., LCD(KPH/MPH) .....	-	-	-	-	1	-	-	-	-----	2ED,2GS,3ED,3GS,ED,GS
	37110-MKK-U51	METER COMP., LCD(KPH) .....	-	-	-	-	1	-	-	-	-----	2U,3U,U
	37110-MKK-T81	.....	-	-	-	-	-	1	-	1	-----	4K0,4MA,4TH
	37110-MKK-D71	METER COMP., LCD(KPH/MPH) .....	-	-	-	-	-	1	-	-	-----	4ED,4GS
	37110-MKK-U71	METER COMP., LCD(KPH) .....	-	-	-	-	-	1	-	-	-----	4U
	37110-MKK-NS1	.....	-	-	-	-	-	-	1	-	-----	3IN
	37110-MKK-N81	.....	-	-	-	-	-	-	-	1	-----	4IN
4	37215-MKK-D00	RUBBER, METER SETTING .....	4	4	4	4	4	4	4	4		
5	37610-MKK-D01	CASE ASSY., UPPER .....	1	1	1	1	-	-	-	-		
	37610-MKK-D51	.....	-	-	-	-	1	1	1	1		
6	37620-MKK-D01	CASE ASSY., UNDER .....	1	1	1	1	1	1	1	1		
7	93913-25380	SCREW, TAPPING, 5X14(PO) .....	4	4	4	4	4	4	4	4		
8	94103-05700	WASHER, PLAIN, 5MM .....	4	4	4	4	4	4	4	4		

# F-4

# HANDLE LEVER/SWITCH/CABLE(CRF1000A/A2/AL/AL2)

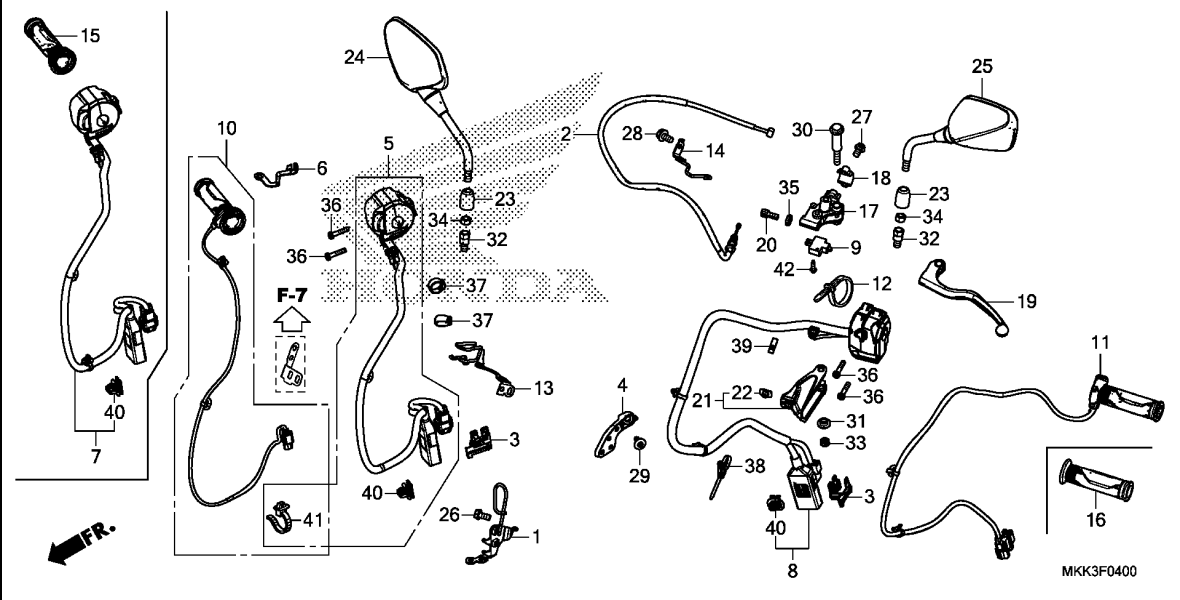


Ref. No.	L.O.N.	(Relative ref. Number) Description	F.R.T.
2	811115	CABLE, CLUTCH .....	1.5
5	6151G8	SWITCH, STARTER KILL(A) .....	1.2
7	615120	SWITCH, STARTER KILL .....	0.6
8	615118	SWITCH, WINKER .....	0.5
	6151G5	SWITCH, WINKER(A) .....	1.2
.NOTE: Adventure sports model			
9	6151A9	SWITCH, CLUTCH .....	0.2
10	8101A1	HEATER, HANDLE GRIP :RIGHT ...	1.2
11	8101A0	HEATER, HANDLE GRIP :LEFT ...	1.2
	8101A2	HEATER, HANDLE GRIP :BOTH ...	1.7
15	810150	GRIP, THROTTLE .....	0.1
16	8101C0	GRIP, HANDLE :LEFT .....	0.1
17	8101C8	BRACKET, HANDLE LEVER :LEFT ..	0.3
19		(21)	
	8101C6	LEVER, HANDLE :LEFT .....	0.2
	8101F5	LEVER, HANDLE :BOTH .....	0.3

Ref. No.	Part No.	Description	Reqd. QTY							Serial No.	Parts catalogue code	
			A	A2	AL	AL2	D	D2	DL			DL2
1	17925-MJP-G50	GUIDE, THROTTLE CABLE .....	1	1	1	1	-	-	-	-		
2	22870-MJP-G51	CABLE COMP., CLUTCH .....	1	-	1	-	-	-	-	-		
	22870-MKK-D21	.....	-	1	-	1	-	-	-	-		
3	32121-MKK-D00	HOLDER, COUPLER .....	2	2	2	2	-	-	-	-		
4	32151-MKK-D00	STAY, CLIP .....	1	1	1	1	-	-	-	-		
5	35134-MKK-D20	SWITCH COMP., ENGINE STOP & GRIP APS	-	1	-	1	-	-	-	-		
6	35135-MJM-D60	CLAMPER, CORD .....	-	1	-	1	-	-	-	-		
7	35135-MKK-D01	SWITCH UNIT, ENGINE STOP & GRIP APS	1	-	1	-	-	-	-	-		
8	35200-MKK-D01	SWITCH ASSY., WINKER .....	1	-	1	-	-	-	-	-		
	35200-MKK-D21	.....	-	1	-	1	-	-	-	-		
9	35330-MK5-003	SWITCH ASSY., CLUTCH .....	1	1	1	1	-	-	-	-		
10	35509-MKK-D20	HEATER UNIT, R. HANDLE GRIP ..	-	1	-	1	-	-	-	-		
11	35520-MKK-305	HEATER ASSY., L. HANDLE GRIP ..	-	1	-	1	-	-	-	-		
12	35701-MG9-950	BAND(BLACK 3.5X140) .....	-	1	-	1	-	-	-	-		
13	53111-MKK-D00	CLAMPER, CABLE .....	1	1	1	1	-	-	-	-		
14	53112-MJP-G50	GUIDE, CLUTCH CABLE .....	1	1	1	1	-	-	-	-		
15	53140-MKK-D01	GRIP ASSY., THROTTLE .....	1	-	1	-	-	-	-	-		
16	53166-MGE-000	GRIP, L. HANDLE .....	1	-	1	-	-	-	-	-		
17	53172-MJP-G50	BRACKET, L. HANDLE LEVER .....	1	1	1	1	-	-	-	-		
18	53174-KA3-730	HOLDER, L. LEVER BRACKET .....	1	1	1	1	-	-	-	-		
19	53178-MJP-G50	LEVER COMP., L. STEERING HANDLE	1	1	1	1	-	-	-	-		
20	53192-MCJ-000	BOLT, CABLE ADJUSTING .....	1	1	1	1	-	-	-	-		

# F-4

# HANDLE LEVER/SWITCH/CABLE(CRF1000A/A2/AL/AL2)

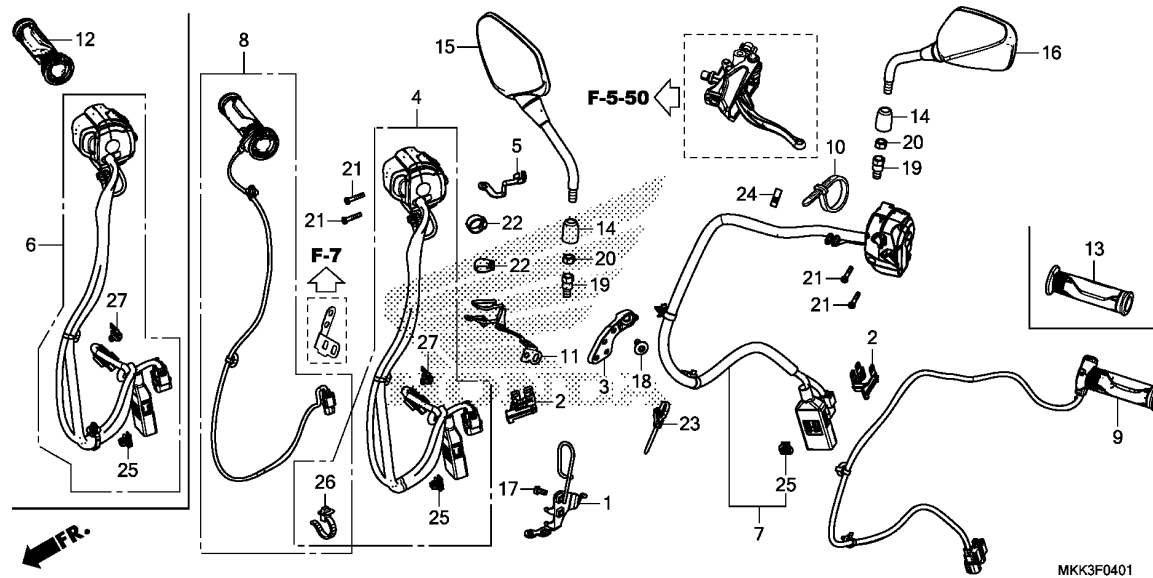


Ref. No.	Part No.	Description	Reqd. QTY								Serial No.	Parts catalogue code	
			A	A2	AL	CRF1000		D	D2	DL			DL2
			J	J	J	J	J	J	J	J	J		
21	53196-MJP-G60	HOLDER COMP., L. KNUCKLE	1	1	1	1	-	-	-	-	-		
22	61304-HB3-003	NUT, SPECIAL, 6MM	1	1	1	1	-	-	-	-	-		
23	88130-MFG-D00	COVER, LOCK NUT	2	2	2	2	-	-	-	-	-		
24	88210-MGS-D30	MIRROR COMP., R. BACK	1	1	1	1	-	-	-	-	-		
25	88220-MGS-D30	MIRROR COMP., L. BACK	1	1	1	1	-	-	-	-	-		
26	90021-GHB-620	BOLT, FLANGE, 6X12	1	1	1	1	-	-	-	-	-		
27	90021-GHB-670	BOLT, FLANGE, 6X22	2	2	2	2	-	-	-	-	-		
28	90030-GHB-620	BOLT, FLANGE, 6X12	1	1	1	1	-	-	-	-	-		
29	90114-MGE-D00	BOLT, SPECIAL, 6X15	1	1	1	1	-	-	-	-	-		
30	90117-MJP-G50	BOLT, L. HANDLE LEVER	1	1	1	1	-	-	-	-	-		
31	90127-KF0-770	COLLAR, 6X4	1	1	1	1	-	-	-	-	-		
32	90130-MGS-D31	BOLT, ADAPTER, 10MM	2	2	2	2	-	-	-	-	-		
33	90301-782-000	NUT, U, 6MM	1	1	1	1	-	-	-	-	-		
34	90310-MGS-D31	NUT, HEX., 10MM											
		(LEFT HAND THREAD)											
35	90321-MCJ-000	NUT, FIXING	2	2	2	2	-	-	-	-	-		
			1	1	1	1	-	-	-	-	-		
36	90508-MGE-D00	SCREW-WASHER, 5X25	4	4	4	4	-	-	-	-	-		
37	90683-KJ2-003	CLIP, WIRE HARNESS	2	2	2	2	-	-	-	-	-		
38	90690-GHB-611	CLIP, HARNESS BAND, 25MM	1	1	1	1	-	-	-	-	-		
39	90690-MEF-800	CLAMP, HARNESS	1	1	1	1	-	-	-	-	-		
40	91533-SDA-003	CLIP, COUPLER(BEIGE)	2	2	2	2	-	-	-	-	-		
41	91541-SOA-003	CLIP, HARNESS BAND(BLACK)											
		(145MM)	-	1	-	1	-	-	-	-	-		
42	93901-32320	SCREW, TAPPING, 3X12	1	1	1	1	-	-	-	-	-		

3

# F-4-1

# SWITCH/CABLE(CRF1000D/D2/DL/DL2)

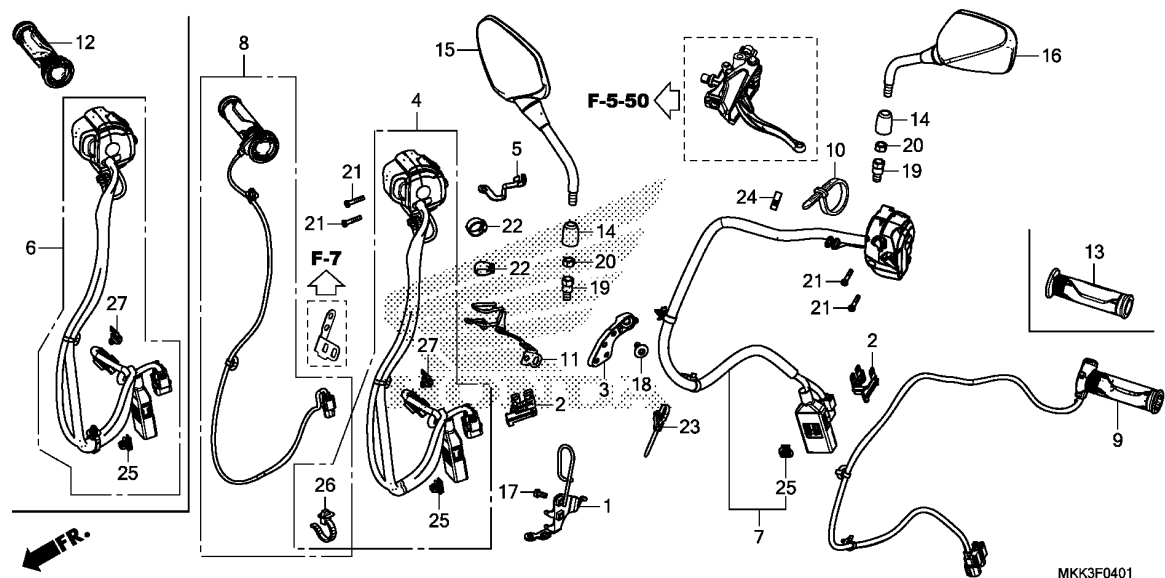


Ref. No.	L.O.N.	(Relative ref. Number) Description	F.R.T.
4	6151G8	SWITCH, STARTER KILL(A) .....	1.2
6	615120	SWITCH, STARTER KILL .....	0.6
7	615118	SWITCH, WINKER .....	0.5
	6151G5	SWITCH, WINKER(A) .....	1.2
.NOTE: Adventure sports model			
8	8101A1	HEATER, HANDLE GRIP :RIGHT ...	1.2
9	8101A0	HEATER, HANDLE GRIP :LEFT ....	1.2
	8101A2	HEATER, HANDLE GRIP :BOTH ....	1.7
12	810150	GRIP, THROTTLE .....	0.1
13	8101C0	GRIP, HANDLE :LEFT .....	0.1

Ref. No.	Part No.	Description	Reqd. QTY							Serial No.	Parts catalogue code
			A	A2	AL	AL2	D	D2	DL		
			J	J	J	J	J	J	J		
1	17925-MJP-G50	GUIDE, THROTTLE CABLE .....	-	-	-	-	1	1	1	1	
2	32121-MKK-D00	HOLDER, COUPLER .....	-	-	-	-	2	2	2	2	
3	32151-MKK-D00	STAY, CLIP .....	-	-	-	-	1	1	1	1	
4	35134-MKK-D70	SWITCH COMP., ENGINE STOP & D-N MODE & GRIP APS	-	-	-	-	-	1	-	1	
5	35135-MJM-D60	CLAMPER, CORD .....	-	-	-	-	-	1	-	1	
6	35135-MKK-D51	SWITCH UNIT, ENGINE STOP & D-N MODE & GRIP APS	-	-	-	-	1	-	1	-	
7	35200-MKK-D51	SWITCH ASSY., WINKER & HAND SHIFT	-	-	-	-	1	-	1	-	
	35200-MKK-D71	.....	-	-	-	-	-	1	-	1	
8	35509-MKK-D20	HEATER UNIT, R. HANDLE GRIP	-	-	-	-	-	1	-	1	
9	35520-MKK-305	HEATER ASSY., L. HANDLE GRIP	-	-	-	-	-	1	-	1	
10	35701-MG9-950	BAND(BLACK 3.5X140) .....	-	-	-	-	-	1	-	1	
11	53111-MKK-D00	CLAMPER, CABLE .....	-	-	-	-	1	1	1	1	
12	53140-MKK-D01	GRIP ASSY., THROTTLE .....	-	-	-	-	1	-	1	-	
13	53166-MGE-000	GRIP, L. HANDLE .....	-	-	-	-	1	-	1	-	
14	88130-MFG-D00	COVER, LOCK NUT .....	-	-	-	-	2	2	2	2	
15	88210-MJP-G80	MIRROR COMP., R. BACK .....	-	-	-	-	1	1	1	1	
16	88220-MGS-D30	MIRROR COMP., L. BACK .....	-	-	-	-	1	1	1	1	
17	90021-GHB-620	BOLT, FLANGE, 6X12 .....	-	-	-	-	1	1	1	1	
18	90114-MGE-D00	BOLT, SPECIAL, 6X15 .....	-	-	-	-	1	1	1	1	
19	90130-MGS-D31	BOLT, ADAPTER, 10MM .....	-	-	-	-	2	2	2	2	
20	90310-MGS-D31	NUT, HEX., 10MM (LEFT HAND THREAD)	-	-	-	-	2	2	2	2	

# F-4-1

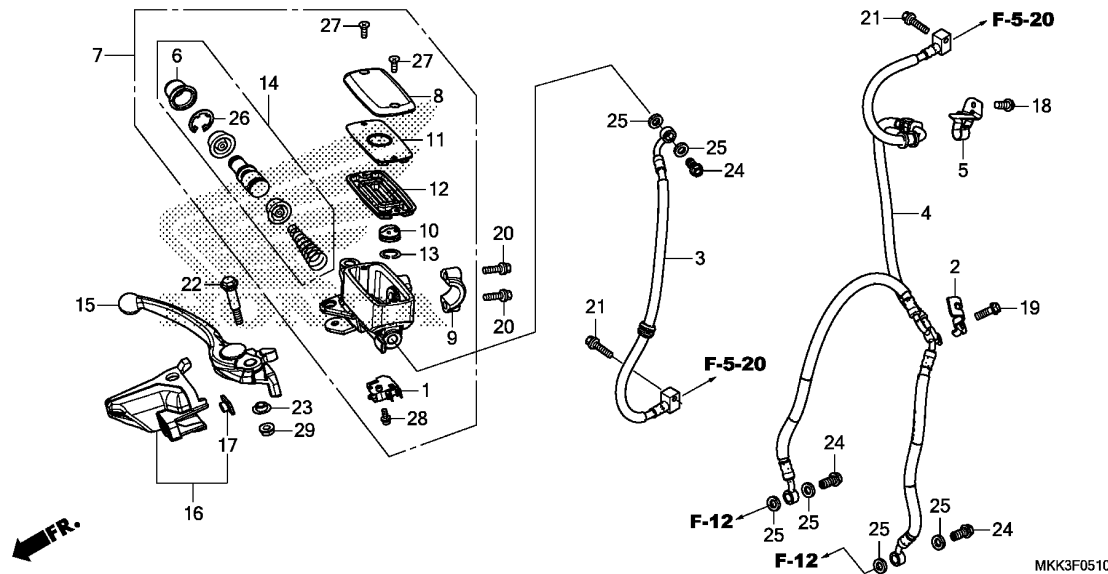
# SWITCH/CABLE(CRF1000D/D2/DL/DL2)



Ref. No.	Part No.	Description	Reqd. QTY								Serial No.	Parts catalogue code
			A	A2	AL	AL2	D	D2	DL	DL2		
			J	J	J	J	J	J	J	J		
21	90508-MGE-D00	SCREW-WASHER, 5X25 .....	-	-	-	-	4	4	4	4		
22	90683-KJ2-003	CLIP, WIRE HARNESS .....	-	-	-	-	2	2	2	2		
23	90690-GHB-611	CLIP, HARNESS BAND, 25MM .....	-	-	-	-	1	1	1	1		
24	90690-MEF-800	CLAMP, HARNESS .....	-	-	-	-	1	1	1	1		
25	91533-SDA-003	CLIP, COUPLER (BEIGE) .....	-	-	-	-	2	2	2	2		
26	91541-SOA-003	CLIP, HARNESS BAND (BLACK) (145MM) .....	-	-	-	-	-	1	-	1		
27	91565-SEL-003	CLIP, COUPLER (BLACK) .....	-	-	-	-	1	1	1	1		

# F-5-10

# FR. BRAKE MASTER CYLINDER



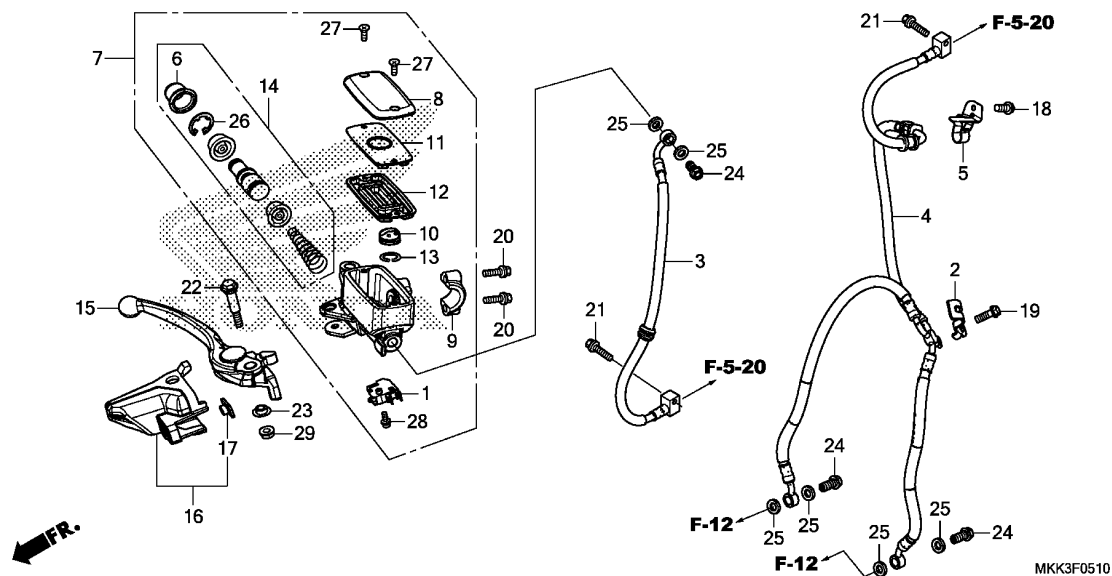
Ref. No.	L.O.N.	(Relative ref. Number) Description	F.R.T.
1	6151B2	SWITCH, FRONT STOP .....	0.2
3	712127	HOSE A, FRONT BRAKE .....	0.4
		.INCLUDES: Bleed brakes	
4	7121L5	HOSE D, FRONT BRAKE .....	0.4
		.INCLUDES: Bleed brakes	
7	712105	CYLINDER, FRONT BRAKE MASTER .....	0.5
		.INCLUDES: Bleed brakes	
12	7121G6	DIAPHRAGM, FRONT BRAKE MASTER .....	0.1
14	7121G9	PISTON SET, FRONT BRAKE MASTER .....	0.5
		.INCLUDES: Bleed brakes (16)	
15	8101C7	LEVER, HANDLE :RIGHT .....	0.1
	8101F5	LEVER, HANDLE :BOTH .....	0.3

Ref. No.	Part No.	Description	Reqd. QTY								Serial No.	Parts catalogue code
			A	A2	AL	AL2	D	D2	DL	DL2		
			CRF1000									
			J	J	J	J	J	J	J	J		
1	35340-MGS-D31	SWITCH ASSY., FR. STOP .....	1	1	1	1	1	1	1	1		
2	38514-MKK-D00	CLAMPER, SENSOR CORD .....	1	1	1	1	1	1	1	1		
3	45125-MJP-G61	HOSE COMP. A, FR. BRAKE .....	1	-	1	-	1	-	1	-		
	45125-MKK-D21	.....	-	1	-	1	-	1	-	1		
4	45128-MKK-D01	HOSE COMP. D, FR. BRAKE .....	1	1	1	1	1	1	1	1		
5	45156-MJP-G50	CLAMPER, FR. BRAKE HOSE .....	1	1	1	1	1	1	1	1		
6	45504-410-003	BOOT COMP. ....	1	1	1	1	1	1	1	1		
7	45510-MJP-G51	CYLINDER SUB ASSY., FR. BRAKE .....										
		MASTER(NISSIN)	1	1	1	1	1	1	1	1		
8	45513-MM5-016	CAP, MASTER CYLINDER(NISSIN) .....	1	1	1	1	1	1	1	1		
9	45517-166-006	HOLDER, MASTER CYLINDER .....	1	1	1	1	1	1	1	1		
10	45518-MEN-J01	SEPARATOR COMP. ....	1	1	1	1	1	1	1	1		
11	45518-MM5-006	PLATE, DIAPHRAGM .....	1	1	1	1	1	1	1	1		
12	45520-MM5-006	DIAPHRAGM .....	1	1	1	1	1	1	1	1		
13	45523-KA3-731	RING .....	1	1	1	1	1	1	1	1		
14	45530-MA4-671	CYLINDER SET, MASTER .....	1	1	1	1	1	1	1	1		
15	53170-MKK-D01	LEVER ASSY., R. HANDLE .....	1	1	1	1	1	1	1	1		
16	53191-MJP-G60	HOLDER COMP., R. KNUCKLE ....	1	1	1	1	1	1	1	1		
17	61304-HB3-003	NUT, SPECIAL, 6MM .....	1	1	1	1	1	1	1	1		
18	90021-GHB-630	BOLT, FLANGE, 6X14 .....	1	1	1	1	1	1	1	1		
19	90021-GHB-650	BOLT, FLANGE, 6X18 .....	1	1	1	1	1	1	1	1		
20	90021-GHB-670	BOLT, FLANGE, 6X22 .....	2	2	2	2	2	2	2	2		
21	90021-GHB-680	BOLT, FLANGE, 6X25 .....	2	2	2	2	2	2	2	2		
22	90114-MGH-641	BOLT, HANDLE LEVER .....	1	1	1	1	1	1	1	1		
23	90127-KF0-770	COLLAR, 6X4 .....	1	1	1	1	1	1	1	1		



# F-5-10

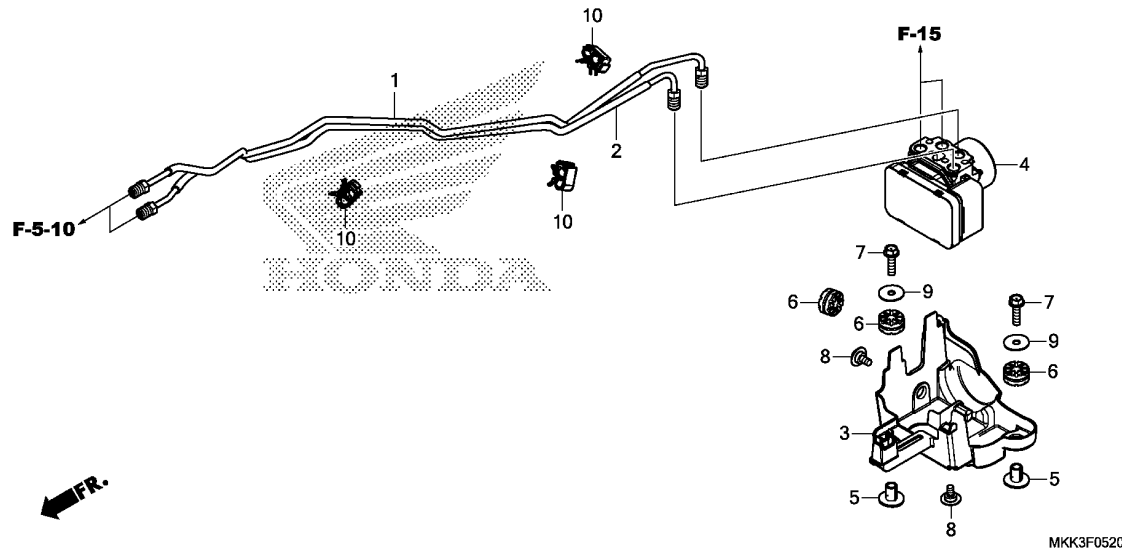
# FR. BRAKE MASTER CYLINDER



Ref. No.	Part No.	Description	Reqd. QTY								Serial No.	Parts catalogue code
			A	A2	AL	AL2	D	D2	DL	DL2		
24	90145-MS9-612	BOLT, OIL, 10X22	3	3	3	3	3	3	3	3		
25	90545-300-000	WASHER, OIL BOLT	6	6	6	6	6	6	6	6		
26	90651-MA5-671	CIRCLIP	1	1	1	1	1	1	1	1		
27	93600-04012-1G	SCREW, FLAT, 4X12	2	2	2	2	2	2	2	2		
28	93893-04012-17	SCREW-WASHER, 4X12	1	1	1	1	1	1	1	1		
29	94050-06000	NUT, FLANGE, 6MM	1	1	1	1	1	1	1	1		

# F-5-20

# ABS MODULATOR

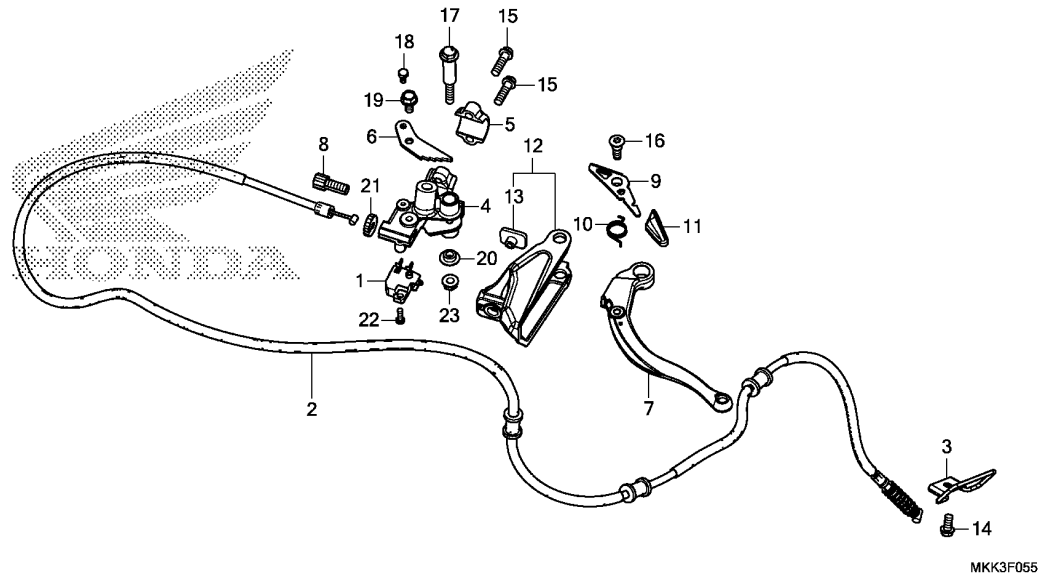


Ref. No.	L.O.N.	(Relative ref. Number) Description	F.R.T.
1	7121C8	PIPE B, FRONT BRAKE ..... .INCLUDES: Bleed brakes	1.6
2	7121C9	PIPE C, FRONT BRAKE ..... .INCLUDES: Bleed brakes	1.6
3	7111J8	BRACKET, ABS MODULATOR ..... .INCLUDES: Bleed brakes	1.4
4	7111H1	MODULATOR, ABS ..... .INCLUDES: Bleed brakes	1.5

Ref. No.	Part No.	Description	Reqd. QTY								Serial No.	Parts catalogue code	
			A	A2	AL	AL2	D	D2	DL	DL2			
1	45126-MKK-D00	PIPE COMP. B, FR. BRAKE .....	1	1	1	1	1	1	1	1	1		
2	45127-MKK-D00	PIPE COMP. C, FR. BRAKE .....	1	1	1	1	1	1	1	1	1		
3	50345-MKK-D00	STAY, ABS MODULATOR .....	1	1	1	1	1	1	1	1	1		
4	57110-MKK-D01	MODULATOR ASSY.(NISSIN) .....	1	1	1	1	1	1	1	1	1		
5	61104-428-010	COLLAR, FR. FENDER(WHITE) ...	2	2	2	2	2	2	2	2	2		
6	77208-KW7-900	RUBBER B, SEAT MOUNTING .....	3	3	3	3	3	3	3	3	3		
7	90030-GHB-670	BOLT, FLANGE, 6X22 .....	2	2	2	2	2	2	2	2	2		
8	90111-KZZ-900	BOLT, FLANGE, 6MM .....	2	2	2	2	2	2	2	2	2		
9	90403-KA3-830	WASHER, RADIATOR MOUNTING ...	2	2	2	2	2	2	2	2	2		
10	90661-MEW-921	CLAMP, BRAKE PIPE(7.OX2) .....	3	3	3	3	3	3	3	3	3		

# F-5-50

# PARKING BRAKE LEVER



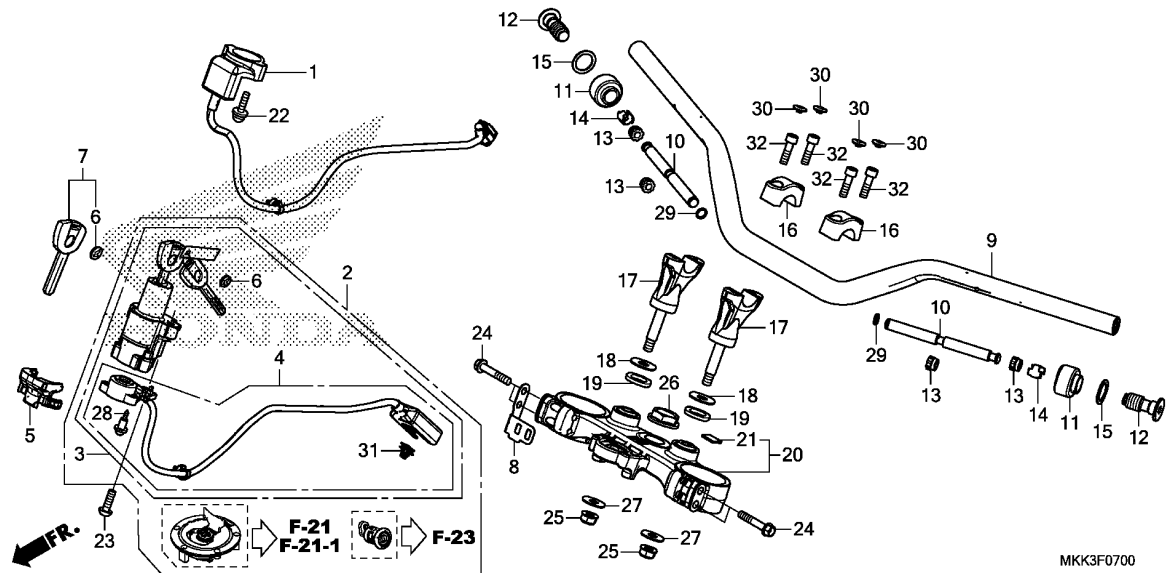
Ref. No.	L.O.N.	(Relative ref. Number) Description	F.R.T.
1	6151E1	SWITCH, PARKING BRAKE INDICATOR .....	0.2
2	8111B0	CABLE, PARKING BRAKE .....	1.5
4	7111T2	BRACKET, PARKING LEVER .....	0.3
7		(12)	
	7111A6	LEVER, PARKING .....	0.3
9	810170	LEVER, PARKING LOCK .....	0.1

**3**

Ref. No.	Part No.	Description	Reqd. QTY								Serial No.	Parts catalogue code
			A	A2	AL	AL2	D	D2	DL	DL2		
			J	J	J	J	J	J	J	J		
1	35340-MGS-D31	SWITCH ASSY., FR. STOP .....	-	-	-	-	1	1	1	1		
2	43450-MJP-G81	CABLE COMP., PARKING BRAKE ..	-	-	-	-	1	1	1	1		
3	43455-MJP-G80	GUIDE, PARKING CABLE .....	-	-	-	-	1	1	1	1		
4	53172-MJP-G80	BRACKET, PARKING BRAKE LEVER	-	-	-	-	1	1	1	1		
5	53174-KA3-730	HOLDER, L. LEVER BRACKET .....	-	-	-	-	1	1	1	1		
6	53175-MJP-G80	STAY, PARKING BRAKE STOPPER ..	-	-	-	-	1	1	1	1		
7	53178-MJP-G80	LEVER, PARKING BRAKE .....	-	-	-	-	1	1	1	1		
8	53192-MJP-G80	BOLT, PARKING BRAKE CABLE ADJUST	-	-	-	-	1	1	1	1		
9	53193-MJP-G80	LEVER, PARKING BRAKE LOCK .....	-	-	-	-	1	1	1	1		
10	53194-MJP-G80	SPRING, PARKING BRAKE LEVER ..	-	-	-	-	1	1	1	1		
11	53195-MJP-G80	CAP, PARKING BRAKE LEVER .....	-	-	-	-	1	1	1	1		
12	53196-MJP-G60	HOLDER COMP., L. KNUCKLE .....	-	-	-	-	1	1	1	1		
13	61304-HB3-003	NUT, SPECIAL, 6MM .....	-	-	-	-	1	1	1	1		
14	90021-GHB-620	BOLT, FLANGE, 6X12 .....	-	-	-	-	1	1	1	1		
15	90021-GHB-670	BOLT, FLANGE, 6X22 .....	-	-	-	-	2	2	2	2		
16	90115-MJP-G80	BOLT, PARKING BRAKE LEVER PIVOT	-	-	-	-	1	1	1	1		
17	90117-MJP-G50	BOLT, L. HANDLE LEVER .....	-	-	-	-	1	1	1	1		
18	90122-MJP-G80	BOLT, HEX., 4X8 .....	-	-	-	-	1	1	1	1		
19	90126-MCH-A00	BOLT, FLANGE, 6X12 .....	-	-	-	-	1	1	1	1		
20	90127-KF0-770	COLLAR, 6X4 .....	-	-	-	-	1	1	1	1		
21	90321-MCJ-000	NUT, FIXING .....	-	-	-	-	1	1	1	1		
22	93500-04012-OH	SCREW, PAN, 4X12 .....	-	-	-	-	1	1	1	1		
23	94050-06000	NUT, FLANGE, 6MM .....	-	-	-	-	1	1	1	1		

# F-7

# HANDLE PIPE/TOP BRIDGE



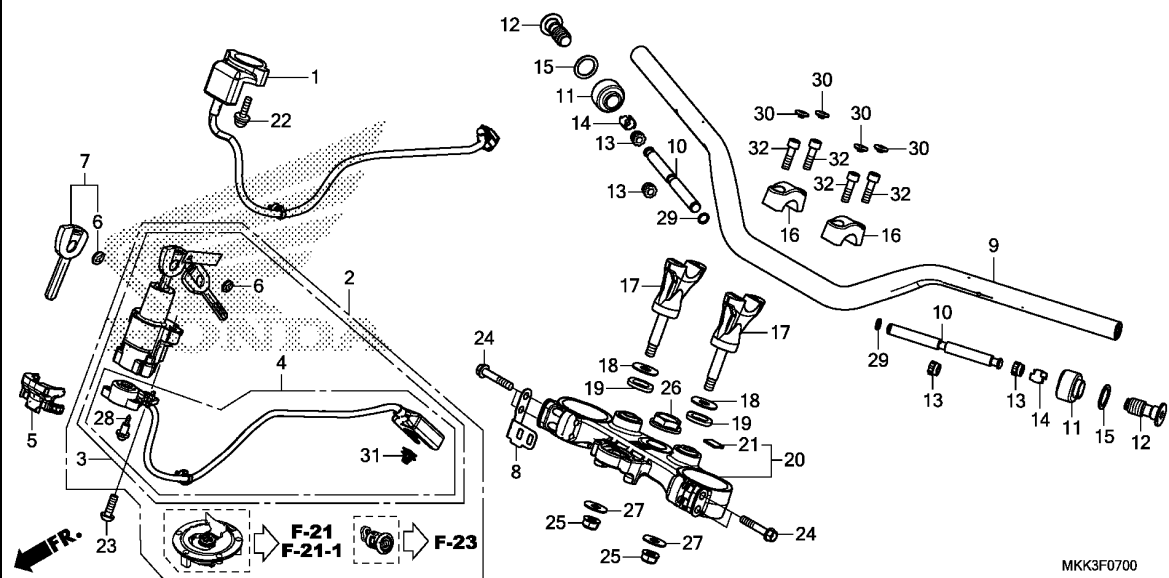
Ref. No.	L.O.N.	(Relative ref. Number) Description	F.R.T.
1	6141A2	RECEIVER UNIT, IMMOBILIZER ...	2.6
2	6151A1	KEY SET .....	3.1
3	6151A5	SWITCH, COMBINATION & LOCK ... .INCLUDES: HISS memorization	3.0
4	6151C2	BASE, CONTACT .....	2.6
9	810100	PIPE, STEERING HANDLE .....	0.5
10		(13,29)	
	8101B3	WEIGHT, HANDLE :LEFT .....	0.1
	8101B4	WEIGHT, HANDLE :RIGHT .....	0.1
	8101B5	WEIGHT, HANDLE :BOTH .....	0.1
17	8101B9	HOLDER, HANDLE :LOWER .....	0.4
20	510110	BRIDGE, FORK TOP .....	2.7

Ref. No.	Part No.	Description	Reqd. QTY								Serial No.	Parts catalogue code
			A	A2	AL	AL2	D	D2	DL	DL2		
1	30430-MKK-D01	RECEIVER UNIT .....	1	1	1	1	1	1	1	1	1	2GS,2K0,2TH,2U,3GS,3K0,3TH,3U,4GS,4K0,4TH,4U GS,TH,U
	30430-MKK-305	RECEIVER UNIT SET .....	1	1	-	-	1	1	-	-	-	2ED,3ED,4ED,ED
	30430-MKK-F01	RECEIVER UNIT .....	1	-	-	-	-	-	-	-	-	2FO,3FO
	30430-MKK-MM1	.....	-	-	1	1	-	-	1	1	-	3MA,4MA
	30430-MKK-N11	.....	-	-	1	-	-	-	1	1	-	3IN,4IN
2	35010-MKK-D00	KEY SET .....	1	1	1	1	1	1	1	1	1	
3	35100-MKK-D01	SWITCH ASSY., COMBINATION & LOCK	1	1	1	1	1	1	1	1	1	
4	35101-MKK-D01	BASE COMP., CONTACT .....	1	1	1	1	1	1	1	1	1	
5	35105-MFJ-D01	GUIDE, CORD .....	1	1	1	1	1	1	1	1	1	
6	35113-MJK-N20	EMBLEM, KEY .....	4	4	4	4	4	4	4	4	4	
			(2)	(2)	(2)	(2)	(2)	(2)	(2)	(2)	(2)	
7	35121-MGP-D63	KEY, BLANK(IMMOBI) .....	(1)	(1)	(1)	(1)	(1)	(1)	(1)	(1)	(1)	
8	35139-MJP-G50	STAY, R. HARNESS CLIP .....	1	1	1	1	1	1	1	1	1	
9	53100-MKK-DA0	PIPE, STEERING HANDLE .....	1	1	1	1	1	1	1	1	1	2ED,2FO,2GS,2K0,2TH,2U,4ED,4GS,4IN,4KO,4MA,4TH 4U
	53100-MKK-D00	.....	1	-	1	-	1	-	1	-	-	3ED,3FO,3GS,3IN,3KO,3MA,3TH,3U,ED,GS,TH,U
10	53104-MJP-G50	WEIGHT B, STEERING HANDLE ...	2	2	2	2	2	2	2	2	2	
11	53105-MKK-DA0	WEIGHT A, STEERING HANDLE ...	2	2	2	2	2	2	2	2	2	2ED,2FO,2GS,2K0,2TH,2U,4ED,4GS,4IN,4KO,4MA,4TH 4U
	53105-MKK-D00	.....	2	-	2	-	2	-	2	-	-	3ED,3FO,3GS,3IN,3KO,3MA,3TH,3U,ED,GS,TH,U
12	53106-MJP-G50	BOLT, HANDLE WEIGHT .....	2	2	2	2	2	2	2	2	2	
13	53107-MJP-G50	RUBBER, HANDLE WEIGHT .....	4	4	4	4	4	4	4	4	4	
14	53108-MJP-G50	RING, HANDLE WEIGHT SNAP ....	2	2	2	2	2	2	2	2	2	
15	53109-MJP-G50	RUBBER, KNUCKLE GUARD .....	2	2	2	2	2	2	2	2	2	



# F-7

# HANDLE PIPE/TOP BRIDGE

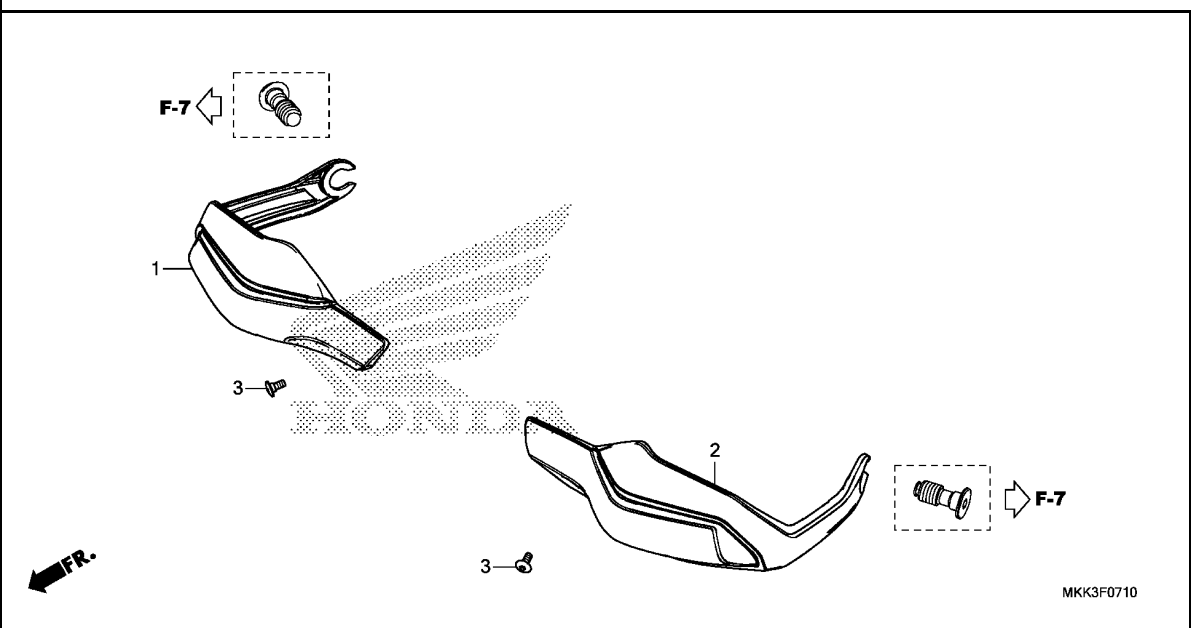


Ref. No.	Part No.	Description	Reqd. QTY								Serial No.	Parts catalogue code
			A	A2	AL	AL2	D	D2	DL	DL2		
			J	J	J	J	J	J	J	J		
16	53131-MJP-G80	HOLDER, HANDLE UPPER	2	2	2	2	2	2	2	2		
17	53132-MJP-G80	HOLDER, HANDLE LOWER	2	-	2	-	2	-	2	-		
	53132-MKK-D20		-	2	-	2	-	2	-	2		
18	53135-MJP-G50	WASHER, HANDLE HOLDER	2	2	2	2	2	2	2	2		
19	53136-MJP-G50	RUBBER, HANDLE HOLDER	2	2	2	2	2	2	2	2		
20	53300-MJP-G50	BRIDGE COMP., FORK TOP	1	1	1	1	1	1	1	1		
21	86150-KPG-902	EMBLEM, PRODUCT(UEHARA)	1	1	1	1	1	1	1	1		
	86150-KPG-901	EMBLEM, PRODUCT(MARUI)	1	-	1	-	1	-	1	-		
22	90020-MBW-610	SCREW-WASHER, 5X22	2	2	2	2	2	2	2	2		
23	90107-MBG-000	BOLT, ONE-WAY, 8MM	2	2	2	2	2	2	2	2		
24	90109-MR7-000	BOLT, FLANGE, 8X45	4	-	4	4	4	-	4	4		
	90134-MEL-000	BOLT, 8X45	-	4	-	-	-	4	-	-		
25	90304-GE8-003	NUT, U, 10MM(FUSE RASHI)	2	2	2	2	2	2	2	2		
26	90304-MJ4-670	NUT, STEERING STEM	1	1	1	1	1	1	1	1		
27	90501-MJP-G50	WASHER, PLAIN, 10MM	2	2	2	2	2	2	2	2		
28	91059-KY2-711	SCREW, TAPPING, 3X16	3	3	3	3	3	3	3	3		
29	91305-GE1-920	O-RING, 9X1.8	2	2	2	2	2	2	2	2		
30	91456-MW3-600	CAP, SOCKET BOLT, 8MM	4	4	4	4	4	4	4	4		
31	91533-S82-003	CLIP, COUPLER(BLACK)	1	1	1	1	1	1	1	1		
32	96600-08028-10	BOLT, SOCKET, 8X28	4	4	4	4	4	4	4	4		

3

# F-7-10

# KNUCKLE GUARD



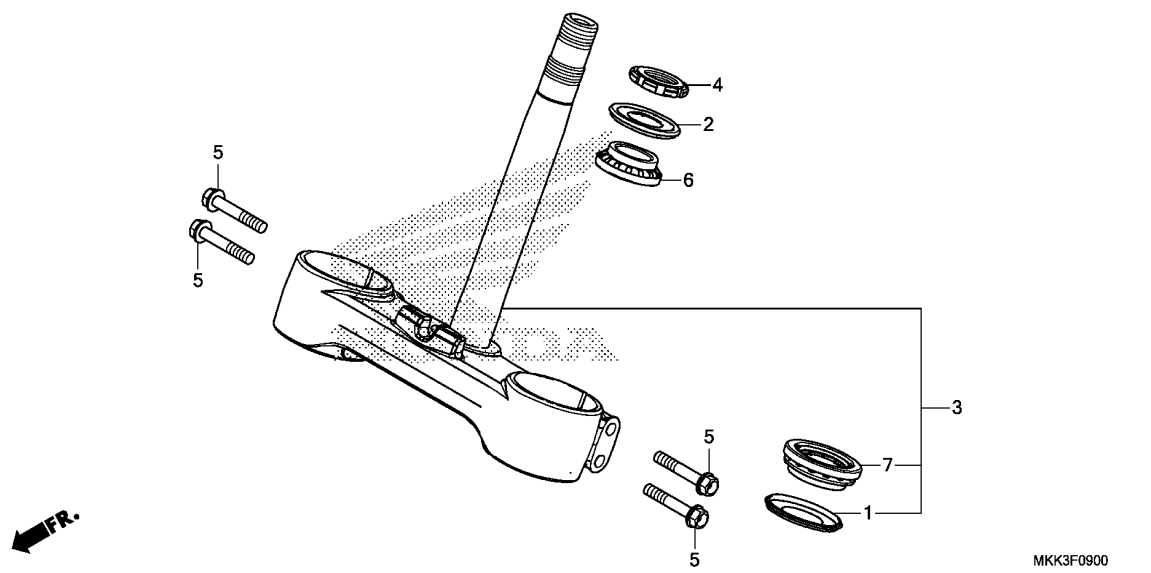
Ref. No.	L.O.N.	(Relative ref. Number) Description	F.R.T.
1	8101E3	GUARD, KNUCKLE :RIGHT .....	0.1
2	8101E2	GUARD, KNUCKLE :LEFT .....	0.1

Ref. No.	Part No.	Description	Reqd. QTY								Serial No.	Parts catalogue code	
			A	A2	AL	AL2	D	D2	DL	DL2			
1	53180-MJP-G60ZA	GUARD, R. KNUCKLE *NH196*.....ROSS WHITE	1	1	1	1	1	1	1	1	-----	-----	2ED,2FO,2GS,2KO,2TH,2U,4ED,4GS,4IN,4KO,4MA,4TH,4U
	53180-MJP-G60ZB	*NH1*.....BLACK	1	-	1	-	1	-	1	-	-----	-----	3ED,3FO,3GS,3IN,3KO,3MA,3TH,3U,ED,GS,TH,U
2	53185-MJP-G60ZA	GUARD, L. KNUCKLE *NH196*.....ROSS WHITE	1	1	1	1	1	1	1	1	-----	-----	2ED,2FO,2GS,2KO,2TH,2U,4ED,4GS,4IN,4KO,4MA,4TH,4U
	53185-MJP-G60ZB	*NH1*.....BLACK	1	-	1	-	1	-	1	-	-----	-----	3ED,3FO,3GS,3IN,3KO,3MA,3TH,3U,ED,GS,TH,U
3	90106-MCW-D00	SCREW, PAN, 6X14 .....	2	2	2	2	2	2	2	2			



F-9

STEERING STEM



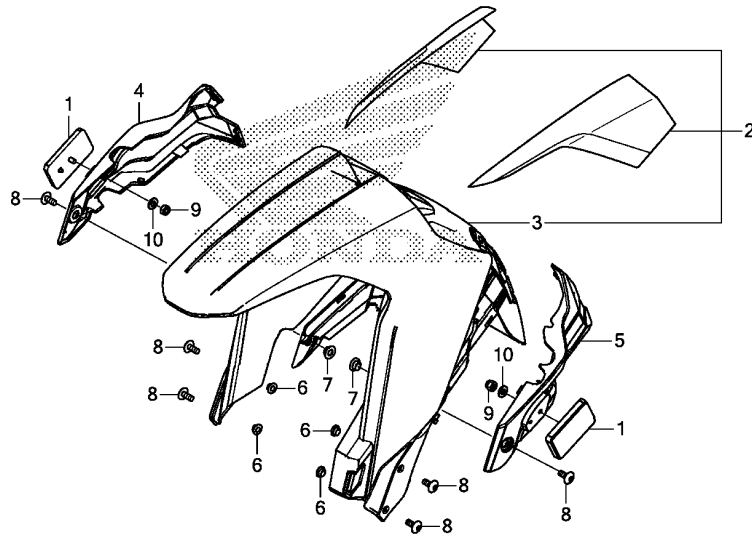
Ref. No.	L.O.N.	(Relative ref. Number) Description	F.R.T.
3	510100	STEM OR SHAFT ASSY., STEERING (2)	2.8
4	5101B2	THREAD, STEERING HEAD TOP ....	2.6
6	5101B6	BEARING, HEAD PIPE :UPPER ....	2.8
7	5101B7	BEARING, HEAD PIPE :LOWER ....	3.0
	5101C7	BEARING, HEAD PIPE :BOTH .....	3.0

3

Ref. No.	Part No.	Description	Reqd. QTY								Serial No.	Parts catalogue code	
			A	A2	AL	AL2	D	D2	DL	DL2			
			CRF1000										
			J	J	J	J	J	J	J	J	J		
1	53214-371-010	DUST SEAL, STEERING HEAD ....	1	1	1	1	1	1	1	1	1		
2	53214-MM9-003	DUST SEAL, STEERING HEAD(ARAI)	1	1	1	1	1	1	1	1	1		
3	53219-MJP-650	STEM SUB ASSY., STEERING ....	1	1	1	1	1	1	1	1	1		
4	53229-MN1-650	THREAD, STEERING HEAD TOP ...	1	1	1	1	1	1	1	1	1		
5	90109-MR7-000	BOLT, FLANGE, 8X45 .....	4	4	4	4	4	4	4	4	4		
6	91015-KT8-005	BEARING, HEAD PIPE UPPER(KOYO)	1	1	1	1	1	1	1	1	1		
7	91016-KT8-005	BEARING, HEAD PIPE UNDER(KOYO)	1	1	1	1	1	1	1	1	1		

# F-10

# FRONT FENDER

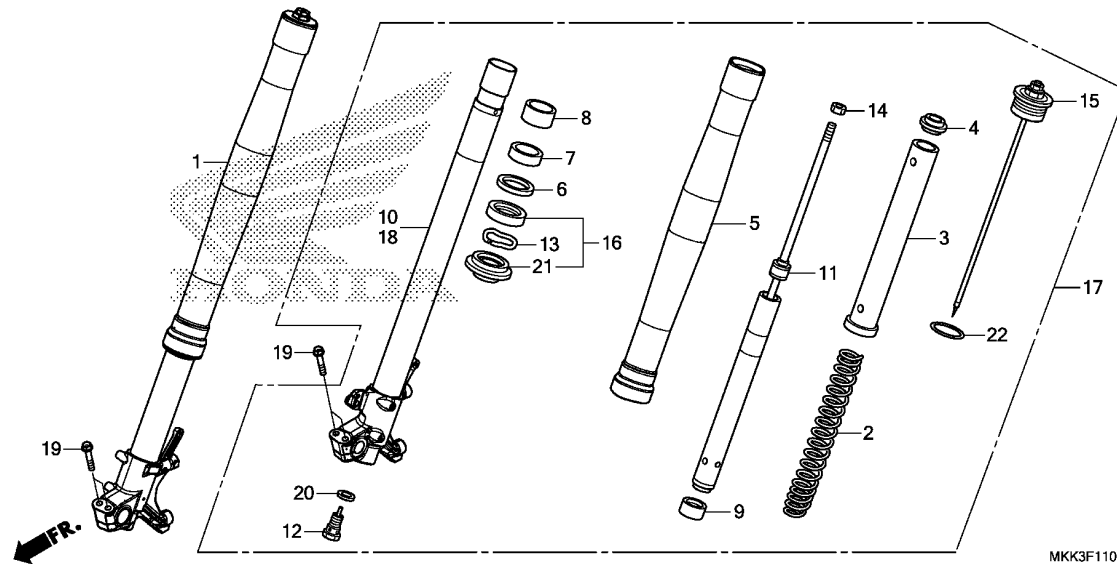


Ref. No.	L.O.N.	(Relative ref. Number) Description	F.R.T.
2	(3)		
4	4131B7	FENDER, FRONT .....	0.2
4	4131C6	COVER, FRONT FENDER :RIGHT ...	0.1
5	4131C5	COVER, FRONT FENDER :LEFT ....	0.1
	4131Y0	COVER, FRONT FENDER :BOTH ....	0.2

Ref. No.	Part No.	Description	Reqd. QTY								Serial No.	Parts catalogue code
			A	A2	AL	AL2	D	D2	DL	DL2		
1	33741-MCW-D01	REFLECTOR, FR. REFLEX .....	2	2	2	2	2	2	2	2		
2	61000-MKK-DA1ZA	FENDER SET, FR.(WL)										
		*TYPE1*.....	1	-	1	-	1	-	1	-	-----	----- 2ED,2FO,2GS,2KO,2TH,2U
	61000-MKK-DL1ZA	*TYPE1*.....	1	-	1	-	1	-	1	-	-----	----- 3ED,3FO,3GS,3IN,3KO,3MA,3TH,3U
	61000-MKK-D21ZA	*TYPE1*.....	-	1	-	1	-	1	-	1		
3	61100-MJP-G50	FENDER COMP., FR. ....	1	-	1	-	1	-	1	-	-----	----- ED,GS,TH,U
4	61101-MJP-G50	COVER, R. FR. FENDER .....	1	1	1	1	1	1	1	1		
5	61102-MJP-G50	COVER, L. FR. FENDER .....	1	1	1	1	1	1	1	1		
6	61105-MJP-G50	COLLAR, FR. FENDER .....	4	4	4	4	4	4	4	4		
7	80118-MFJ-D00	COLLAR, FENDER .....	2	2	2	2	2	2	2	2		
8	90118-MR1-000	SCREW, PAN, 6X14 .....	6	6	6	6	6	6	6	6		
9	90302-435-761	NUT, HEX., 5MM .....	2	2	2	2	2	2	2	2		
10	90401-ZVA-000	WASHER, 6MM .....	2	2	2	2	2	2	2	2		

# F-11

# FRONT FORK



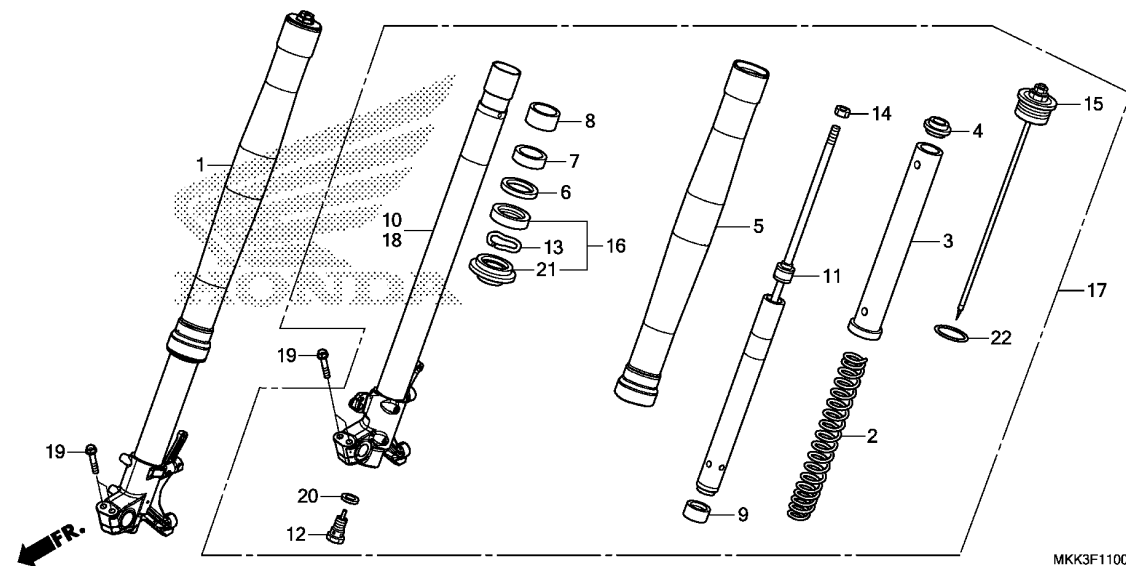
Ref. No.	L.O.N.	(Relative ref. Number) Description	F.R.T.
1	5111C3	FORK ASSY., FRONT :RIGHT	0.6
2	5111C5	SPRING, FRONT FORK :LEFT	0.8
	5111C6	SPRING, FRONT FORK :RIGHT	0.8
	5111C7	SPRING, FRONT FORK :BOTH	1.2
5	5111C8	TUBE, OUTER :LEFT	1.3
	5111C9	TUBE, OUTER :RIGHT	1.3
	5111D0	TUBE, OUTER :BOTH	2.2
10	(7,8)		
	5111D5	PIPE, SLIDE :RIGHT	1.3
11	5111D8	DAMPER, FRONT FORK :LEFT	1.2
	5111D9	DAMPER, FRONT FORK :RIGHT	1.2
	5111E0	DAMPER, FRONT FORK :BOTH	2.0
16	5111E7	SEAL SET, FRONT FORK :LEFT	1.2
	5111E8	SEAL SET, FRONT FORK :RIGHT	1.2
	5111E9	SEAL SET, FRONT FORK :BOTH	2.0
17	5111C2	FORK ASSY., FRONT :LEFT	0.6
	5111C4	FORK ASSY., FRONT :BOTH	0.8
18	(7,8)		
	5111D4	PIPE, SLIDE :LEFT	1.3
	5111D6	PIPE, SLIDE :BOTH	2.2

3

Ref. No.	Part No.	Description	Reqd. QTY								Serial No.	Parts catalogue code	
			A	A2	AL	AL2	D	D2	DL	DL2			
1	51400-MKK-D01	FORK ASSY., R. FR.(SHOWA)	1	-	-	-	-	-	-	-	-		
	51400-MKK-D21	.....	-	1	-	-	-	-	-	-	-	-----	2TH,3MA,3TH,TH
	51400-MKK-NM1	.....	-	-	1	-	-	-	1	-	-	-----	3IN
	51400-MKK-305	.....	-	-	-	1	-	-	-	-	-	-----	4MA,4TH
	51400-MKK-J31	.....	-	-	-	-	1	-	-	-	-	-----	4IN
	51400-MKK-D51	.....	-	-	-	-	-	1	-	-	-	-----	4IN
	51400-MKK-D71	.....	-	-	-	-	-	-	1	-	-	-----	4IN
	51400-MKK-306	.....	-	-	-	-	-	-	-	1	-	-----	4IN
2	51401-MJP-G51	SPRING, FR. FORK(SHOWA)	2	-	-	-	2	-	-	-	-		
	51401-MKK-D21	.....	-	2	-	-	-	2	-	-	-		
	51401-MKK-J31	.....	-	-	2	2	-	-	2	2	-		
3	51404-MJP-G51	COLLAR COMP., SPRING	2	2	2	2	2	2	2	2	2		
4	51406-MW4-003	STOPPER, SPRING SEAT	2	2	2	2	2	2	2	2	2		
5	51410-MKK-D01	TUBE, OUTER(SHOWA)	2	-	2	2	2	-	2	2	-	-----	2ED,2FO,2GS,2KO,2TH,2U,3ED,3FO,3GS,3KO,3MA,3TH,3U,4MA,4TH,ED,GS,TH,U
	51410-MKK-D21	.....	-	2	-	-	-	2	-	-	-	-----	3IN,4IN
	51410-MKK-305	.....	-	-	2	-	-	-	2	2	-	-----	3IN,4IN
6	51412-KZ3-003	RING, BACK UP	2	2	2	2	2	2	2	2	2		
7	51414-MFR-671	BUSH, GUIDE	2	2	2	2	2	2	2	2	2		
8	51415-MFR-671	BUSH, SLIDER	2	2	2	2	2	2	2	2	2		
9	51421-KAE-871	PLATE, CENTERING(SHOWA)	2	2	2	2	2	2	2	2	2		
10	51425-MJP-305	PIPE SUB COMP., R. SLIDE (SHOWA)	1	-	1	1	1	-	1	1	-		
	51425-MKK-D21	.....	-	1	-	-	-	1	-	-	-		
11	51430-MJP-G51	DAMPER COMP., FR.(SHOWA)	2	-	-	-	2	-	-	-	-		
	51430-MKK-D21	.....	-	2	-	-	-	2	-	-	-		
	51430-MKK-J31	.....	-	-	2	2	-	-	2	2	-		

# F-11

# FRONT FORK

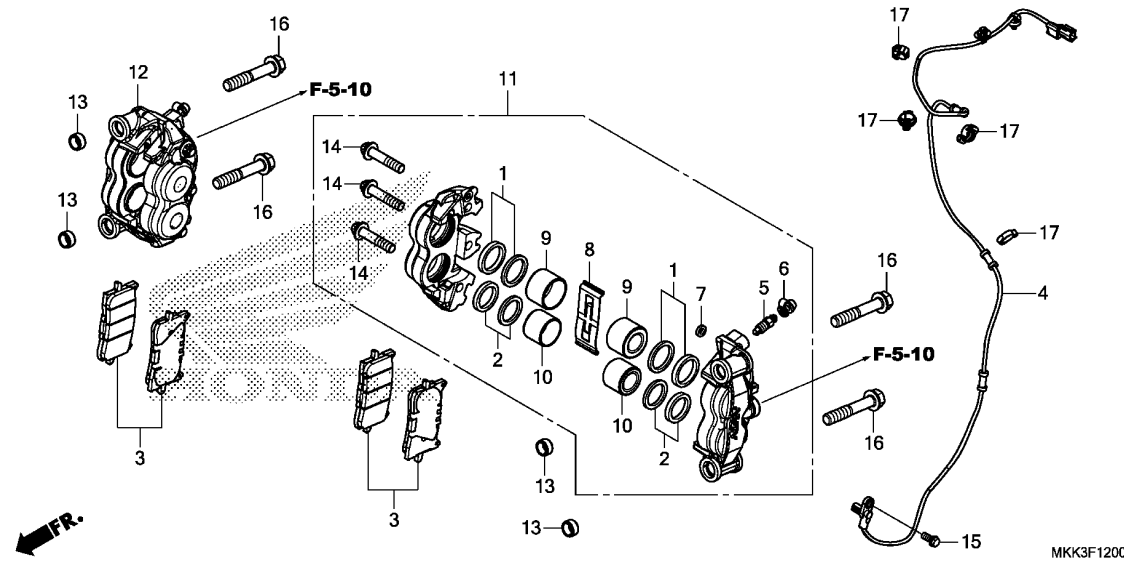


Ref. No.	Part No.	Description	Reqd. QTY								Serial No.	Parts catalogue code
			A	A2	AL	AL2	D	D2	DL	DL2		
12	51441-MJP-G51	BOLT COMP., CENTER .....	2	2	2	2	2	2	2	2		
13	51447-KZ3-003	RING, OIL SEAL STOPPER .....	2	2	2	2	2	2	2	2		
14	51451-MAJ-G41	NUT, HEX., 10MM .....	2	2	2	2	2	2	2	2		
15	51454-MKK-D01	BOLT COMP., FR. FORK(SHOWA) .....	2	-	2	-	2	-	2	-		
	51454-MKK-D21	.....	-	2	-	2	-	2	-	2		
16	51490-MJP-G51	SEAL SET, FR. FORK .....	2	2	2	2	2	2	2	2		
17	51500-MKK-D01	FORK ASSY., L. FR.(SHOWA) ...	1	-	-	-	-	-	-	-		
	51500-MKK-D21	.....	-	1	-	-	-	-	-	-		
	51500-MKK-NM1	.....	-	-	1	-	-	-	1	-	-----	2TH,3MA,3TH,TH
	51500-MKK-305	.....	-	-	1	-	-	-	1	-	-----	3IN
	51500-MKK-J31	.....	-	-	-	1	-	-	-	1	-----	4MA,4TH
	51500-MKK-D51	.....	-	-	-	-	1	-	-	-		
	51500-MKK-D71	.....	-	-	-	-	-	1	-	-		
	51500-MKK-306	.....	-	-	-	-	-	-	-	1	-----	4IN
18	51525-MJP-305	PIPE SUB COMP., L. SLIDE (SHOWA)	1	-	1	1	1	-	1	1		
	51525-MKK-D21	.....	-	1	-	-	-	1	-	-		
19	90109-MR7-000	BOLT, FLANGE, 8X45 .....	4	4	4	4	4	4	4	4		
20	90544-KS7-003	WASHER, SPECIAL .....	2	2	2	2	2	2	2	2		
21	91254-KZ3-003	SEAL, DUST .....	2	2	2	2	2	2	2	2		
22	91356-KZ3-003	O-RING, 44.7X2.4 .....	2	2	2	2	2	2	2	2		



# F-12

# FRONT BRAKE CALIPER



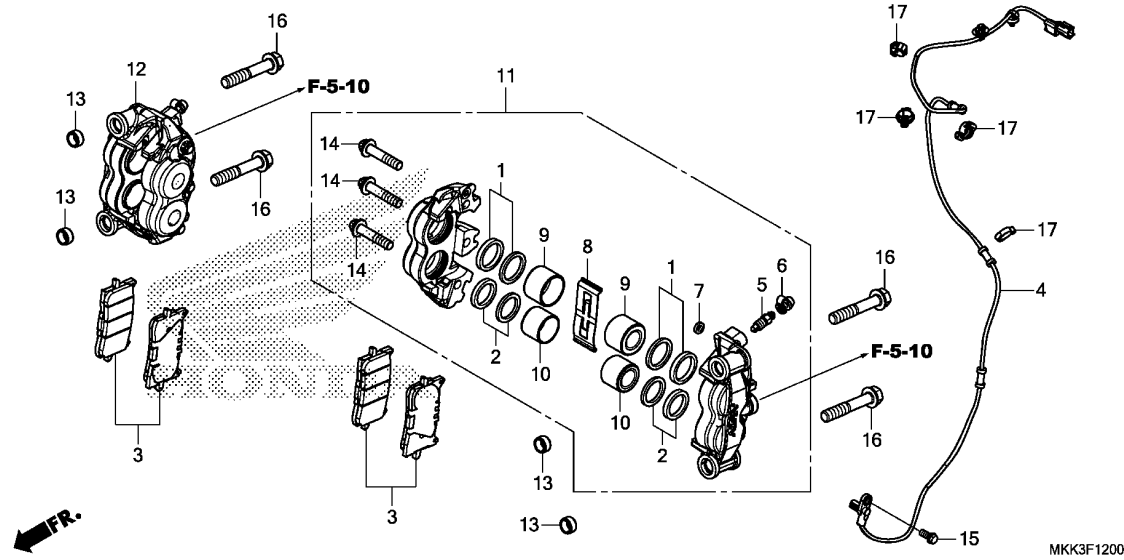
Ref. No.	L.O.N.	(Relative ref. Number) Description	F.R.T.
3	7111A0	SHOE(PAD) SET, BRAKE :LEFT FRONT	0.1
	7111A1	SHOE(PAD) SET, BRAKE :RIGHT FRONT	0.1
	7111A2	SHOE(PAD) SET, BRAKE :BOTH FRONT	0.2
4	617196	SENSOR, WHEEL SPEED :FRONT (1,2,10)	2.3
9	7111D2	PISTON, FRONT BRAKE CALIPER :LEFT	0.6
		.INCLUDES: Bleed brakes .NOTE: Same time for two units or more	
	7111D3	PISTON, FRONT BRAKE CALIPER :RIGHT	0.6
		.INCLUDES: Bleed brakes .NOTE: Same time for two units or more	
	7111D4	PISTON, FRONT BRAKE CALIPER :BOTH	1.0
		.INCLUDES: Bleed brakes	
11	7111B5	CALIPER, FRONT BRAKE :LEFT	0.3
		.INCLUDES: Bleed brakes	
12	7111B6	CALIPER, FRONT BRAKE :RIGHT	0.3
		.INCLUDES: Bleed brakes	
+			

Ref. No.	Part No.	Description	Reqd. QTY								Serial No.	Parts catalogue code
			A	A2	AL	AL2	D	D2	DL	DL2		
			J	J	J	J	J	J	J	J		
1	06451-MCZ-006	SEAL SET, PISTON	4	4	4	4	4	4	4	4		
2	06452-MCZ-006	SEAL SET, PISTON	4	4	4	4	4	4	4	4		
3	06455-MKK-D01	PAD SET, FR.	2	2	2	2	2	2	2	2		
4	38520-MKK-D01	SENSOR, FR. WHEEL SPEED	1	1	1	1	1	1	1	1		
5	43352-568-003	SCREW, BLEEDER(NISSIN)	2	2	2	2	2	2	2	2		
6	43353-461-771	CAP, BLEEDER	2	2	2	2	2	2	2	2		
7	45103-MR7-006	SEAL, JOINT	2	2	2	2	2	2	2	2		
8	45106-MJP-G51	SPRING, PAD	2	2	2	2	2	2	2	2		
9	45107-MJP-G51	PISTON A	4	4	4	4	4	4	4	4		
10	45117-MJP-G51	PISTON B	4	4	4	4	4	4	4	4		
11	45150-MJP-G51	CALIPER SUB ASSY., L. FR. (NISSIN)	1	1	1	1	1	1	1	1		
12	45250-MJP-G51	CALIPER SUB ASSY., R. FR. (NISSIN)	1	1	1	1	1	1	1	1		
13	51497-MEL-000	SPACER, FR. FORK	4	4	4	4	4	4	4	4		
14	90104-MJP-G51	BOLT, TORX, 8X38	6	6	6	6	6	6	6	6		
15	90117-MJP-G60	BOLT, FLANGE, 6X14	1	1	1	1	1	1	1	1		
16	90123-MJP-G50	BOLT, FLANGE, 10X57	4	4	4	4	4	4	4	4		
17	90690-MGS-D81	CLIP, CABLE, 12MM	4	4	4	4	4	4	4	4		

3

# F-12

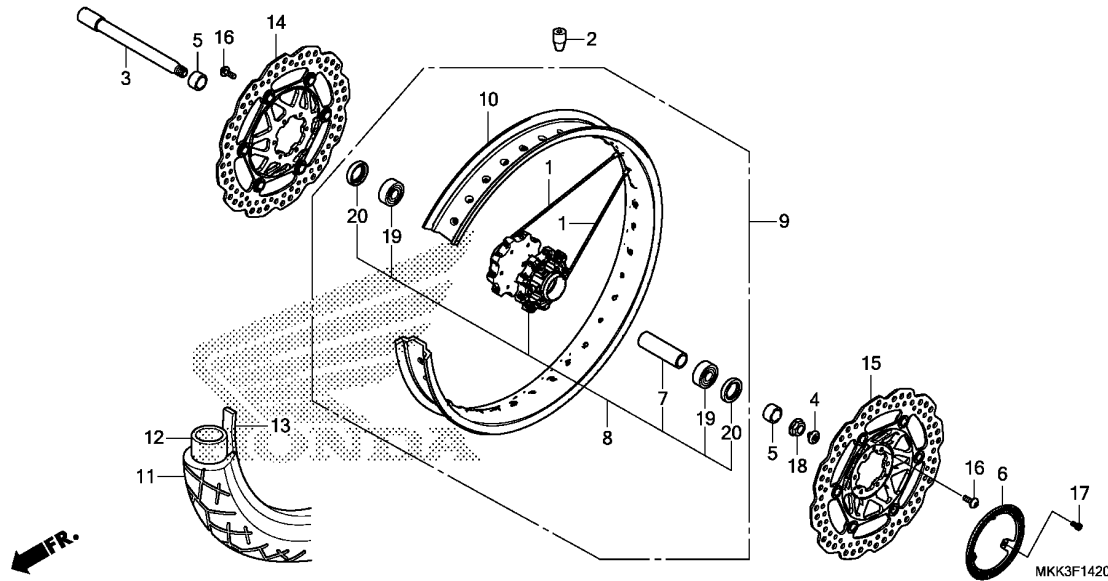
# FRONT BRAKE CALIPER



Ref. No.	L.O.N. (Relative ref. Number)	Description	F.R.T.
+12	7111B7	CALIPER, FRONT BRAKE :BOTH ... .INCLUDES: Bleed brakes	0.4

# F-14-20

# FRONT WHEEL



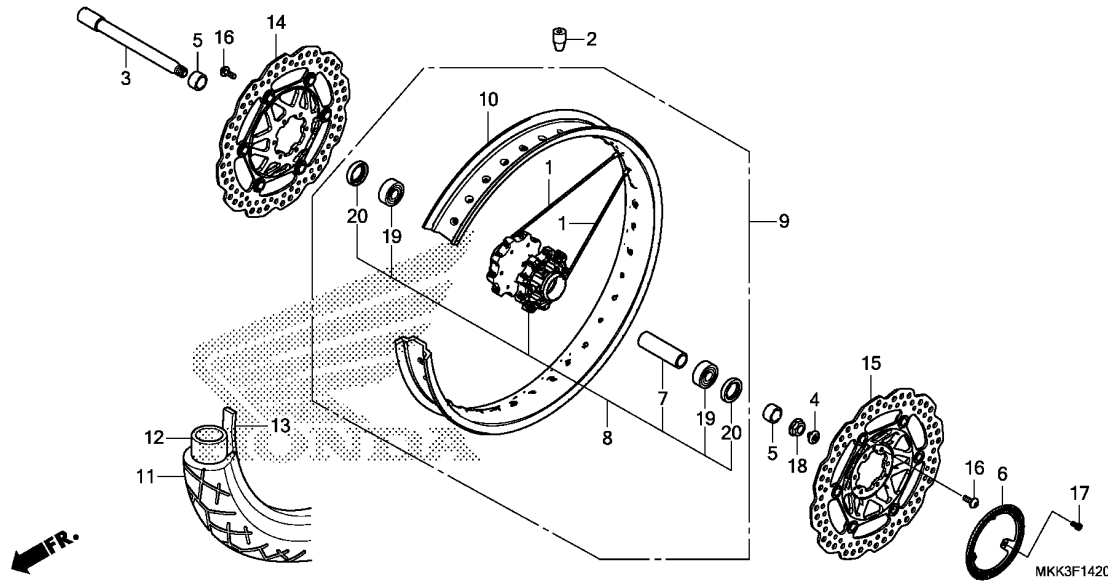
Ref. No.	L.O.N.	(Relative ref. Number) Description	F.R.T.
2	7101A6	WEIGHT, BALANCE :FRONT (20) .....	0.6
3	710151	AXLE, FRONT WHEEL .....	0.3
6	7101B0	RING, PULSER :FRONT (1) .....	0.4
8	710103	HUB, FRONT WHEEL .....	2.7
9	7101D4	.INCLUDES: Balance FRONT WHEEL .....	1.2
10	710109	.INCLUDES: Balance RIM, WHEEL :FRONT .....	2.6
11	7101J8	(12,13) FRONT TIRE AND/OR TUBE(ONE) ..	1.1
14	7111D8	.INCLUDES: Balance DISC, FRONT BRAKE :RIGHT .....	0.4
15	7111D7	DISC, FRONT BRAKE :LEFT .....	0.4
19	710115	DISC, FRONT BRAKE :BOTH .....	0.5
	710115G	BEARING, FRONT WHEEL(ONE) .....	0.5
		.Replace 1 bearing add .....	0.1

**3**

Ref. No.	Part No.	Description	Reqd. QTY								Serial No.	Parts catalogue code
			A	A2	AL	AL2	D	D2	DL	DL2		
1	06440-MKK-D00	SPOKE SET, FR. ....	36	36	36	36	36	36	36	36		
2	42704-MEG-003	WEIGHT, BALANCE(15G) .....	N	N	N	N	N	N	N	N		
	42705-MEG-003	WEIGHT, BALANCE(20G) .....	N	N	N	N	N	N	N	N		
3	44301-MJP-G50	AXLE, FR. WHEEL .....	1	1	1	1	1	1	1	1		
4	44302-MJP-G50	CAP, FR. AXLE .....	1	1	1	1	1	1	1	1	-----	----- 2ED,2FO,2GS,2KO,3ED,3FO,3GS,3KO,3MA,4ED,4GS 4KO,4MA,ED,GS
5	44311-MJP-G50	COLLAR, FR. WHEEL SIDE .....	2	2	2	2	2	2	2	2		
6	44515-MJP-G60	RING, FR. PULSER .....	1	1	1	1	1	1	1	1		
7	44620-MJP-G50	COLLAR, FR. AXLE DISTANCE ...	1	1	1	1	1	1	1	1		
8	44635-MJP-G50	HUB SUB ASSY., FR. ....	1	1	1	1	1	1	1	1		
9	44650-MKK-DA0	WHEEL SUB ASSY., FR. ....	1	1	1	1	1	1	1	1	-----	----- 2ED,2FO,2GS,2KO,2TH,2U,4ED,4GS,4IN,4KO,4MA,4TH 4U
	44650-MKK-D00	.....	1	-	1	-	1	-	1	-	-----	----- 3ED,3FO,3GS,3IN,3KO,3MA,3TH,3U,ED,GS,TH,U
10	44701-MKK-DA1	RIM, FR. WHEEL(21X2.15) .....	1	1	1	1	1	1	1	1	-----	----- 2ED,2FO,2GS,2KO,2TH,2U,4ED,4GS,4IN,4KO,4MA,4TH 4U
	44701-MKK-D01	.....	1	-	1	-	1	-	1	-	-----	----- 3ED,3FO,3GS,3IN,3KO,3MA,3TH,3U,ED,GS,TH,U
11	44711-MJP-DA1	TIRE, FR. (DUNLOP) (90/90-21 M/C 54H)	1	1	1	1	1	1	1	1		
	44711-MKK-D02	TIRE, FR. (BRIDGESTONE) (90/90-21M/C 54H)	1	1	1	1	1	1	1	1		
12	44712-400-014	TUBE, TIRE(DUNLOP) .....	1	1	1	1	1	1	1	1		
	44712-KA3-711	TUBE, TIRE(BRIDGESTONE) .....	1	1	1	1	1	1	1	1		
13	44713-KS6-641	FLAP, TIRE(DUNLOP) .....	1	1	1	1	1	1	1	1		
	44713-MG7-003	FLAP, TIRE(BRIDGESTONE) .....	1	1	1	1	1	1	1	1		
14	45120-MJP-G51	DISK COMP., R. FR. BRAKE ....	1	1	1	1	1	1	1	1		
15	45220-MJP-G61	DISK COMP., L. FR. BRAKE ....	1	1	1	1	1	1	1	1		

# F-14-20

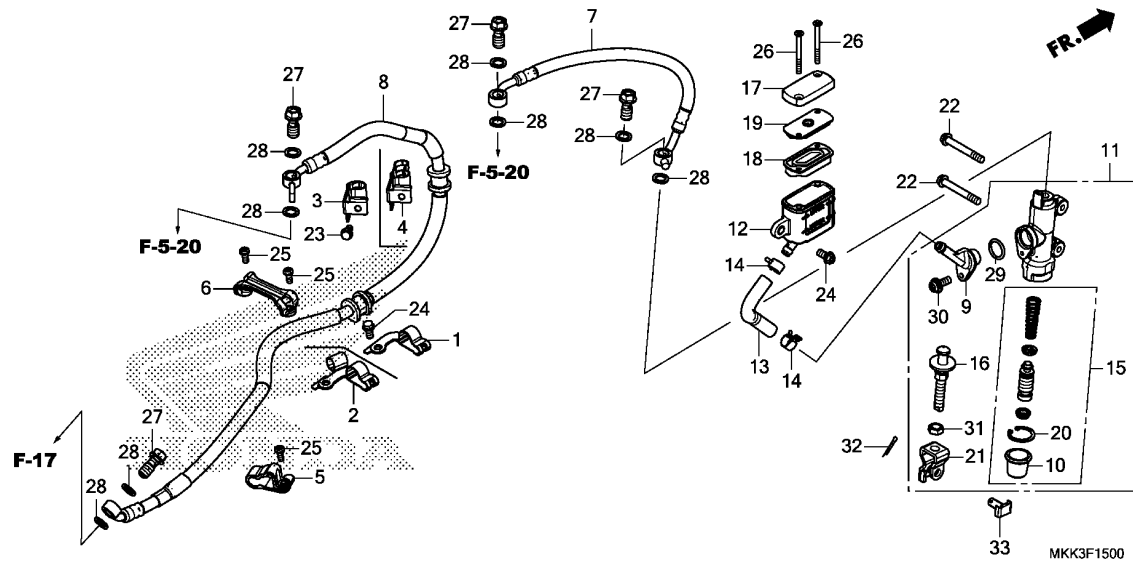
# FRONT WHEEL



Ref. No.	Part No.	Description	Reqd. QTY								Serial No.	Parts catalogue code
			A	A2	AL	AL2	D	D2	DL	DL2		
16	90106-MBB-000	BOLT, DISK, 6X17 .....	12	12	12	12	12	12	12	12		
17	90131-KFK-630	BOLT, TORX, 5X10 .....	3	3	3	3	3	3	3	3		
18	90304-MJP-650	NUT, FR. AXLE .....	1	1	1	1	1	1	1	1		
19	91009-GEO-004	BEARING, RADIAL BALL, 6004UU (NTN)	2	2	2	2	2	2	2	2		
20	91257-MAY-003	DUST SEAL, 28X42X8(NOK) .....	2	2	2	2	2	2	2	2		

# F-15

# REAR BRAKE MASTER CYLINDER



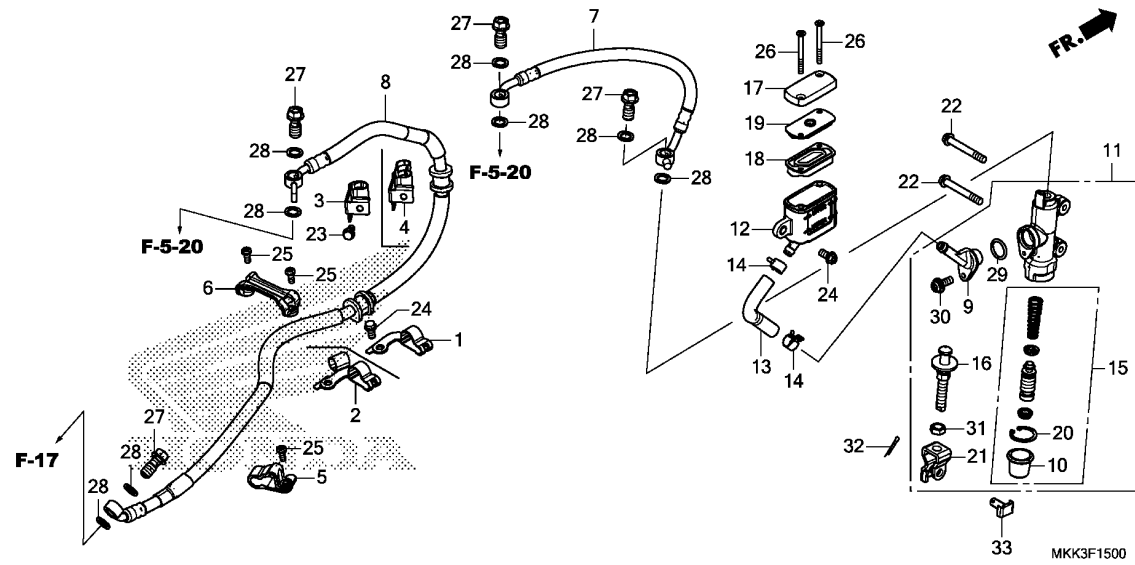
Ref. No.	L.O.N.	(Relative ref. Number) Description	F.R.T.
7	712180	HOSE A, REAR BRAKE ..... .INCLUDES: Bleed brakes	1.1
8	712180	HOSE B, REAR BRAKE ..... .INCLUDES: Bleed brakes	1.1
11	712125	CYLINDER, REAR BRAKE MASTER .. .INCLUDES: Bleed brakes	0.4
12	7121F6	CUP, REAR MASTER CYLINDER OIL .INCLUDES: Bleed brakes	0.3
13	7121C2	HOSE, REAR MASTER CYLINDER OIL CUP ..... .INCLUDES: Bleed brakes	0.3
15	7121H0	PISTON SET, REAR BRAKE MASTER .INCLUDES: Bleed brakes	0.4
18	7121G7	DIAPHRAGM, REAR BRAKE MASTER CYLINDER .....	0.1

3

Ref. No.	Part No.	Description	Reqd. QTY								Serial No.	Parts catalogue code	
			A	A2	AL	AL2	D	D2	DL	DL2			
1	43155-MJP-G50	CLAMPER, RR. BRAKE HOSE .....	1	1	1	1	-	-	-	-	-	-	-
2	43155-MJP-G80	CLAMPER, RR. BRAKE HOSE .....	-	-	-	-	1	1	1	1	1	1	1
3	43156-MJP-G60	CLAMPER A, RR. BRAKE HOSE ...	1	1	1	1	-	-	-	-	-	-	-
4	43156-MJP-G80	CLAMPER A, RR. BRAKE HOSE ...	-	-	-	-	1	1	1	1	1	1	1
5	43157-MJP-G80	GUIDE, RR. BRAKE HOSE .....	1	1	1	1	1	1	1	1	1	1	1
6	43158-MJP-G50	GUIDE B, BRAKE HOSE .....	1	1	1	1	1	1	1	1	1	1	1
7	43310-MKK-D01	HOSE COMP. A, RR. BRAKE .....	1	1	1	1	1	1	1	1	1	1	1
8	43311-MKK-D01	HOSE COMP. B, RR. BRAKE .....	1	1	1	1	1	1	1	1	1	1	1
9	43503-MR8-006	CONNECTOR, MASTER CYLINDER ..	1	1	1	1	1	1	1	1	1	1	1
10	43504-MB2-006	BOOT COMP. ....	1	1	1	1	1	1	1	1	1	1	1
11	43510-MKK-D01	CYLINDER SUB ASSY., RR. BRAKE MASTER(NISSIN)	1	1	1	1	1	1	1	1	1	1	1
12	43511-KW7-881	CUP COMP., OIL(NISSIN) .....	1	1	1	1	1	1	1	1	1	1	1
13	43512-MKK-D01	HOSE, RR. MASTER CYLINDER ...	1	1	1	1	1	1	1	1	1	1	1
14	43514-KS6-701	CLAMP, MASTER CYLINDER OIL HOSE	2	2	2	2	2	2	2	2	2	2	2
15	43520-MJ6-315	PISTON SET, MASTER CYLINDER (NISSIN)	1	1	1	1	1	1	1	1	1	1	1
16	43530-MJ0-006	ROD COMP., PUSH .....	1	1	1	1	1	1	1	1	1	1	1
17	45513-K33-D01	CAP, MASTER CYLINDER .....	1	1	1	1	1	1	1	1	1	1	1
18	45520-GW0-911	DIAPHRAGM .....	1	1	1	1	1	1	1	1	1	1	1
19	45521-GW0-911	PLATE, DIAPHRAGM .....	1	1	1	1	1	1	1	1	1	1	1
20	46182-MEL-D21	CIRCLIP .....	1	1	1	1	1	1	1	1	1	1	1
21	46504-MAL-601	JOINT, BRAKE ROD .....	1	1	1	1	1	1	1	1	1	1	1
22	90020-GHB-750	BOLT, FLANGE, 6X45 .....	2	2	2	2	2	2	2	2	2	2	2

# F-15

# REAR BRAKE MASTER CYLINDER

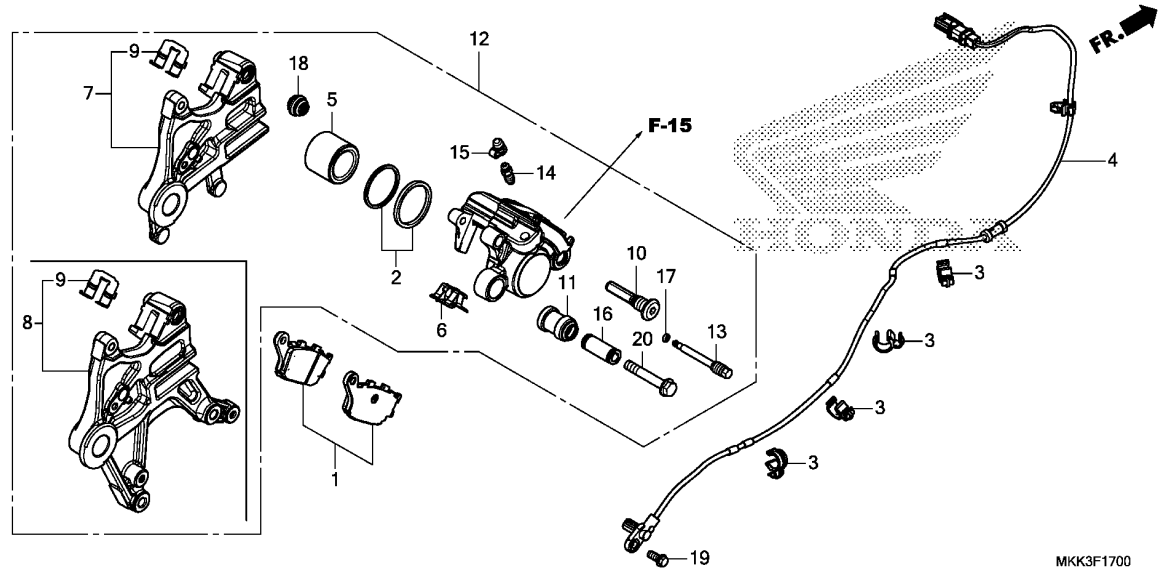


Ref. No.	Part No.	Description	Reqd. QTY								Serial No.	Parts catalogue code	
			A	A2	AL	AL2	D	D2	DL	DL2			
			CRF1000										
			J	J	J	J	J	J	J	J	J		
23	90021-GHB-610	BOLT, FLANGE, 6X10 .....	1	1	1	1	1	1	1	1	1		
24	90021-GHB-620	BOLT, FLANGE, 6X12 .....	2	2	2	2	2	2	2	2	2		
25	90107-MJP-650	SCREW, PAN, 5X12 .....	3	3	3	3	3	3	3	3	3		
26	90140-KZZ-901	SCREW, FLAT, 4X45 .....	2	2	2	2	2	2	2	2	2		
27	90145-MS9-612	BOLT, OIL, 10X22 .....	4	4	4	4	4	4	4	4	4		
28	90545-300-000	WASHER, OIL BOLT .....	8	8	8	8	8	8	8	8	8		
29	91212-422-006	O-RING, 14.8X2.4 .....	1	1	1	1	1	1	1	1	1		
30	93893-04012-17	SCREW-WASHER, 4X12 .....	1	1	1	1	1	1	1	1	1		
31	94002-08000-0S	NUT, HEX., 8MM .....	1	1	1	1	1	1	1	1	1		
32	94201-20150	PIN, SPLIT, 2.0X15 .....	1	1	1	1	1	1	1	1	1		
33	95015-54000	PIN D, JOINT .....	1	1	1	1	1	1	1	1	1		



# F-17

# REAR BRAKE CALIPER



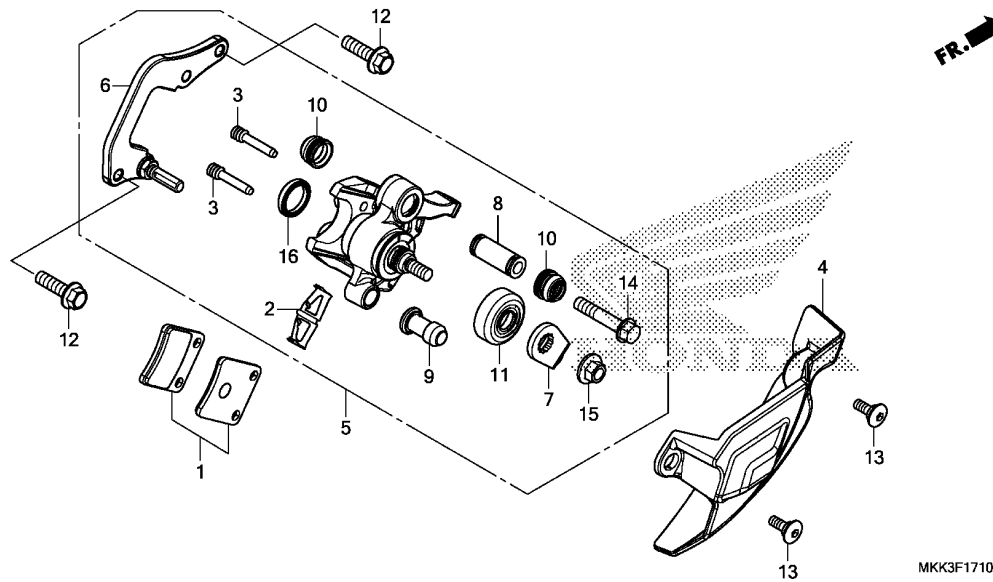
Ref. No.	L.O.N.	(Relative ref. Number) Description	F.R.T.
1	711140	SHOE(PAD) SET, BRAKE :REAR ...	0.1
4	617197	SENSOR, WHEEL SPEED :REAR ....	0.8
5	7111D5	PISTON, REAR BRAKE CALIPER ...	0.5
		.INCLUDES: Bleed brakes (8)	
7	7111C1	BRACKET, REAR CALIPER .....	0.4
12	711155	CALIPER, REAR BRAKE .....	0.7
		.INCLUDES: Bleed brakes	

**3**

Ref. No.	Part No.	Description	Reqd. QTY								Serial No.	Parts catalogue code
			A	A2	AL	AL2	D	D2	DL	DL2		
			J	J	J	J	J	J	J	J		
1	06435-MEJ-026	PAD SET, RR. ....	1	1	1	1	1	1	1	1	1	1
2	06451-443-405	SEAL SET, PISTON .....	1	1	1	1	1	1	1	1	1	1
3	17368-KV7-671	CLAMP, PIPE .....	4	4	4	4	4	4	4	4	4	4
4	38510-MJP-G61	SENSOR, RR. WHEEL SPEED .....	1	1	1	1	1	1	1	1	1	1
5	43107-KT7-761	PISTON .....	1	1	1	1	1	1	1	1	1	1
6	43108-MBB-006	SPRING, PAD .....	1	1	1	1	1	1	1	1	1	1
7	43110-MJP-G61	BRACKET COMP., RR. ....	1	1	1	1	-	-	-	-	-	-
8	43110-MJP-G81	BRACKET COMP., RR. ....	-	-	-	-	1	1	1	1	1	1
9	43112-MV9-016	RETAINER .....	1	1	1	1	1	1	1	1	1	1
10	43131-KW3-006	BOLT, PIN .....	1	1	1	1	1	1	1	1	1	1
11	43132-KT7-761	BOOT, SLEEVE .....	1	1	1	1	1	1	1	1	1	1
12	43150-MJP-G61	CALIPER SUB ASSY., RR.(NISSIN)	1	1	1	1	-	-	-	-	-	-
	43150-MJP-G81	.....	-	-	-	-	1	1	1	1	1	1
13	43215-KZ4-J41	PIN, HANGER .....	1	1	1	1	1	1	1	1	1	1
14	43352-568-003	SCREW, BLEEDER(NISSIN) .....	1	1	1	1	1	1	1	1	1	1
15	43353-461-771	CAP, BLEEDER .....	1	1	1	1	1	1	1	1	1	1
16	45111-MA3-006	SLEEVE .....	1	1	1	1	1	1	1	1	1	1
17	45111-MAJ-G41	RING, STOPPER .....	1	1	1	1	1	1	1	1	1	1
18	45133-MA3-006	BOOT B .....	1	1	1	1	1	1	1	1	1	1
19	90117-MJP-G60	BOLT, FLANGE, 6X14 .....	1	1	1	1	1	1	1	1	1	1
20	90180-MN8-006	BOLT, FLANGE, 8X49 .....	1	1	1	1	1	1	1	1	1	1

# F-17-10

# PARKING BRAKE CALIPER



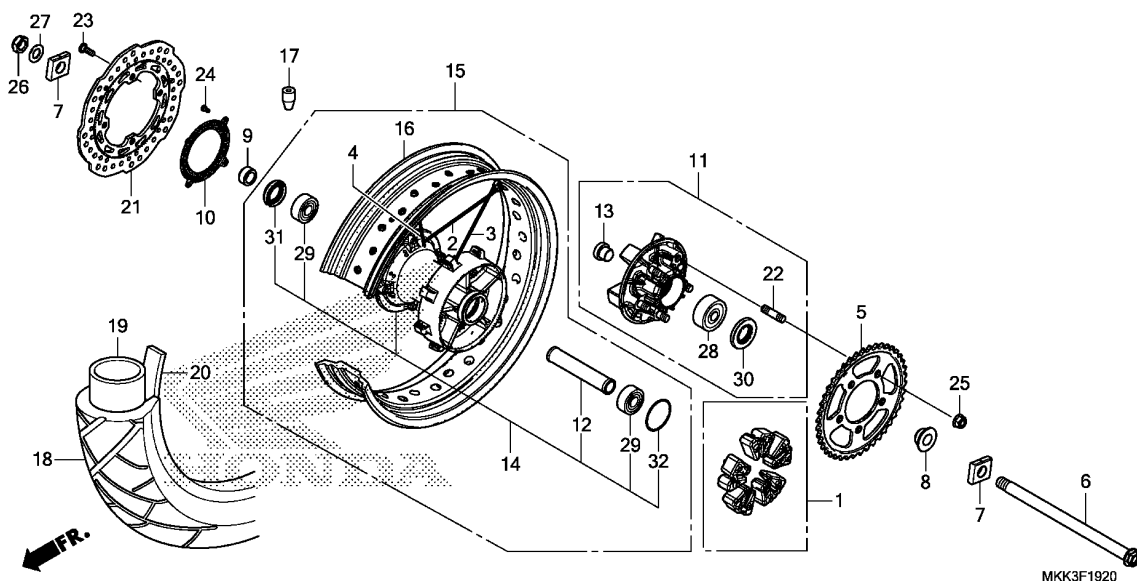
MKK3F1710

Ref. No.	L.O.N.	(Relative ref. Number) Description	F.R.T.
1	7111A3	SHOE(PAD) SET, BRAKE :PARKING	0.2
4	4131NF	COVER, BRAKE CALIPER .....	0.1
5	7111B8	CALIPER, PARKING BRAKE .....	0.2
6	7111C2	BRACKET, PARKING CALIPER .....	0.2
7	7111G8	ARM, BRAKE SUB :REAR .....	0.2

Ref. No.	Part No.	Description	Reqd. QTY								Serial No.	Parts catalogue code	
			A	A2	AL	AL2	D	D2	DL	DL2			
			CRF1000										
			J	J	J	J	J	J	J	J	J		
1	06436-MCT-016	PAD SET, PARKING BRAKE .....	-	-	-	-	1	1	1	1			
2	43208-MCT-006	SPRING, PAD .....	-	-	-	-	1	1	1	1			
3	43215-MCT-006	PIN, HANGER .....	-	-	-	-	2	2	2	2			
4	43230-MJP-G80	COVER, PARKING BRAKE CALIPER	-	-	-	-	1	1	1	1			
5	43250-MJP-G81	CALIPER SUB ASSY., RR.(NISSIN)	-	-	-	-	1	1	1	1			
6	43290-MJP-G81	BRACKET SUB ASSY., PARKING BRAKE	-	-	-	-	1	1	1	1			
7	43362-MGS-D71	ARM .....	-	-	-	-	1	1	1	1			
8	45111-MCT-006	SLEEVE .....	-	-	-	-	1	1	1	1			
9	45132-166-016	BOOT, PIN BUSH(NISSIN) .....	-	-	-	-	1	1	1	1			
10	45133-166-016	BOOT, PIN .....	-	-	-	-	2	2	2	2			
11	46184-611-000	DUST SEAL, MASTER CYLINDER ..	-	-	-	-	1	1	1	1			
12	90101-MGS-D70	BOLT, FLANGE, 8X28 .....	-	-	-	-	2	2	2	2			
13	90103-K53-D00	BOLT, SOCKET, 6X18 .....	-	-	-	-	2	2	2	2			
14	90180-MGS-D71	BOLT, FLANGE, 8X42 .....	-	-	-	-	1	1	1	1			
15	90313-HE0-006	NUT-WASHER, 8MM .....	-	-	-	-	1	1	1	1			
16	91208-PF5-005	DUST SEAL, 20X25X4(NOK) .....	-	-	-	-	1	1	1	1			

# F-19-20

# REAR WHEEL



Ref. No.	L.O.N.	(Relative ref. Number) Description	F.R.T.
1		(32)	
710157		DAMPER, REAR WHEEL .....	0.3
5	7101A0	SPROCKET, FINAL DRIVEN .....	0.4
6		(30,31)	
710160		AXLE, REAR WHEEL .....	0.3
10	7101B1	RING, PULSER :REAR .....	0.4
11	7101A5	FLANGE ASSY., FINAL DRIVEN ...	0.4
14		(2,3,4)	
710121		HUB, REAR WHEEL .....	2.7
		.INCLUDES: Balance	
15	710118	REAR WHEEL .....	1.2
		.INCLUDES: Balance	
16	710127	RIM, WHEEL :REAR .....	2.6
		.INCLUDES: Balance	
17	7101E1	WEIGHT, BALANCE :REAR .....	0.6
18		(19,20)	
7101J9		REAR TIRE AND/OR TUBE(ONE) ...	1.1
		.INCLUDES: Balance	
21	711145	DISC, REAR BRAKE .....	0.4
28	7101D1	BEARING, FINAL DRIVEN FLANGE ..	0.5
29	710133	BEARING, REAR WHEEL(ONE) .....	0.5
710133G		.Replac 1 bearing add .....	0.1

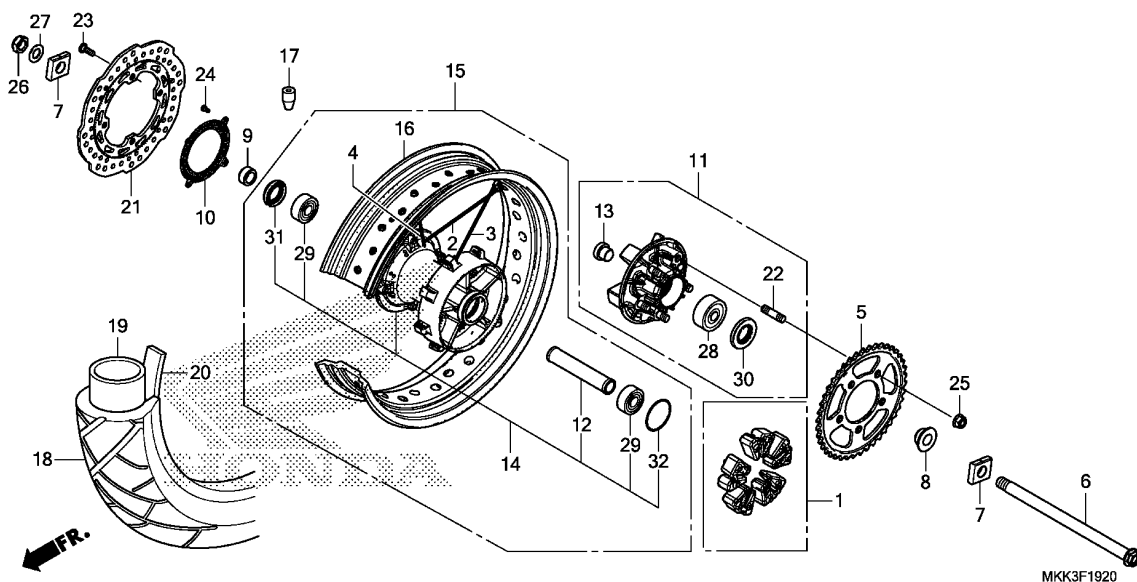
MKK3F1920

3

Ref. No.	Part No.	Description	Reqd. QTY								Serial No.	Parts catalogue code
			A	A2	AL	AL2	D	D2	DL	DL2		
1	06410-MBB-000	DAMPER SET, WHEEL .....	1	1	1	1	1	1	1	1		
2	06420-MKK-D00	SPOKE SET A, RR. .... (R. OUTSIDE)	8	8	8	8	8	8	8	8		
3	06421-MKK-D00	SPOKE SET B, RR. .... (L. SIDE)	16	16	16	16	16	16	16	16		
4	06422-MKK-D00	SPOKE SET C, RR. .... (R. INSIDE)	8	8	8	8	8	8	8	8		
5	41201-MJP-G51	SPROCKET, FINAL DRIVEN(42T) ..	1	1	1	1	1	1	1	1		
6	42301-MJP-G50	AXLE, RR. WHEEL .....	1	1	1	1	1	1	1	1		
7	42305-MJP-G50	COLLAR, RR. AXLE .....	2	2	2	2	2	2	2	2		
8	42311-MJP-G50	COLLAR, RR. WHEEL SIDE .....	1	1	1	1	1	1	1	1		
9	42312-MGS-D30	COLLAR, RR. BRAKE SIDE .....	1	1	1	1	1	1	1	1		
10	42515-MJP-G60	RING, RR. PULSER .....	1	1	1	1	1	1	1	1		
11	42615-MJP-G51	FLANGE SUB ASSY., FINAL DRIVEN	1	1	1	1	1	1	1	1		
12	42620-MJP-G50	COLLAR, RR. AXLE DISTANCE ...	1	1	1	1	1	1	1	1		
13	42625-MJP-G50	COLLAR B, RR. WHEEL DISTANCE	1	1	1	1	1	1	1	1		
14	42635-MKK-D00	HUB SUB ASSY., RR. ....	1	1	1	1	1	1	1	1		
15	42650-MKK-DA0	WHEEL SUB ASSY., RR. ....	1	1	1	1	1	1	1	1		
	42650-MKK-D00	.....	1	-	1	-	1	-	1	-	-----	-----
											2ED,2FO,2GS,2KO,2TH,2U,4ED,4GS,4IN,4KO,4MA,4TH 4U	
											3ED,3FO,3GS,3IN,3KO,3MA,3TH,3U,ED,GS,TH,U	
16	42701-MKK-DA1	RIM, RR. WHEEL(18M/CXMT4.00)	1	1	1	1	1	1	1	1	-----	-----
	42701-MKK-D01	.....	1	-	1	-	1	-	1	-	-----	-----
											2ED,2FO,2GS,2KO,2TH,2U,4ED,4GS,4IN,4KO,4MA,4TH 4U	
											3ED,3FO,3GS,3IN,3KO,3MA,3TH,3U,ED,GS,TH,U	
17	42704-MEG-003	WEIGHT, BALANCE(15G) .....	N	N	N	N	N	N	N	N		
	42705-MEG-003	WEIGHT, BALANCE(20G) .....	N	N	N	N	N	N	N	N		

# F-19-20

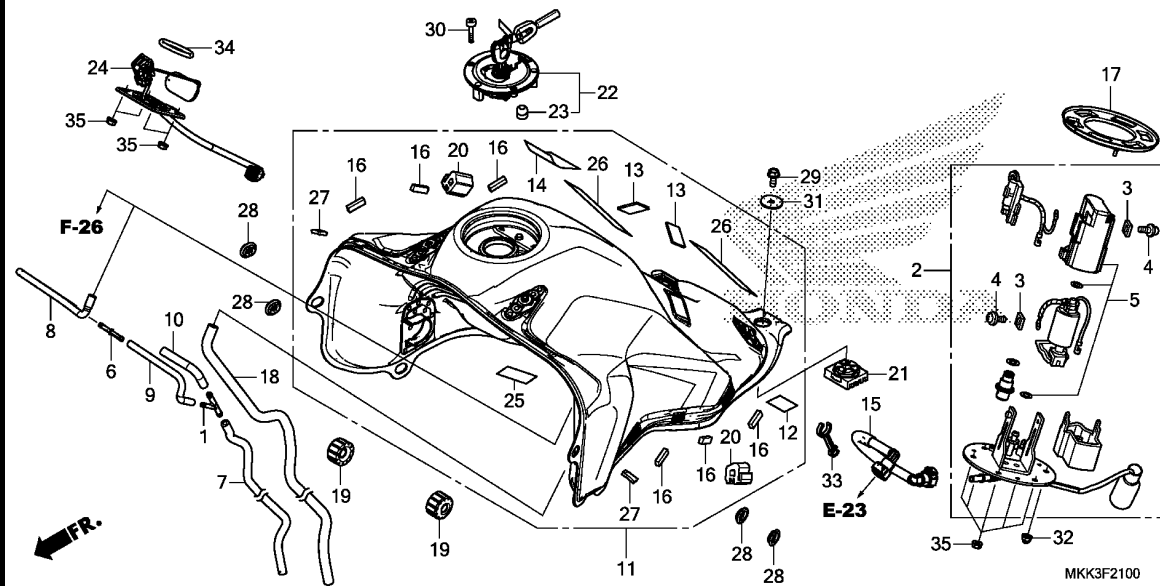
# REAR WHEEL



Ref. No.	Part No.	Description	Reqd. QTY								Serial No.	Parts catalogue code
			A	A2	AL	AL2	D	D2	DL	DL2		
18	42711-MJP-DA1	TIRE, RR. (DUNLOP) (150/70R18 M/C 70H)	1	1	1	1	1	1	1	1		
	42711-MKK-D02	TIRE, RR. (BRIDGESTONE) (150/70R18M/C 70H)	1	1	1	1	1	1	1	1		
19	42712-MGC-N22	TUBE, TIRE (DUNLOP)	1	1	1	1	1	1	1	1		
	42712-MKK-D02	TUBE, TIRE (BRIDGESTONE)	1	1	1	1	1	1	1	1		
20	42713-MGC-N21	FLAP, TIRE (DUNLOP)	1	1	1	1	1	1	1	1		
	42713-MKK-D02	FLAP, TIRE (BRIDGESTONE)	1	1	1	1	1	1	1	1		
21	43251-MJP-G51	DISK, RR. BRAKE (YUTAKA)	1	1	1	1	1	1	1	1		
22	90102-MAS-000	BOLT, STUD, 12X25	5	5	5	5	5	5	5	5		
23	90105-MBB-000	BOLT, BRAKE DISK, 8X24	4	4	4	4	4	4	4	4		
24	90131-KFK-630	BOLT, TORX, 5X10	4	4	4	4	4	4	4	4		
25	90306-KFO-003	NUT, FLANGE, 12MM (FUSE RASHI)	5	5	5	5	5	5	5	5		
26	90306-MCS-G01	NUT, U, 18MM	1	1	1	1	1	1	1	1		
27	90401-KZ4-890	WASHER, 18X32X2	1	1	1	1	1	1	1	1		
28	91051-MAS-003	BEARING, RADIAL BALL, 63/22	1	1	1	1	1	1	1	1		
29	91053-MGS-D31	BEARING, RADIAL BALL, 6204UU	2	2	2	2	2	2	2	2		
30	91252-MAS-003	DUST SEAL, 30X56X7.5	1	1	1	1	1	1	1	1		
31	91253-443-761	DUST SEAL, 30X47X8 (ARAI)	1	1	1	1	1	1	1	1		
32	91351-MGS-D30	O-RING, 55X2	1	1	1	1	1	1	1	1		

# F-21

# FUEL TANK/FUEL PUMP(CRF1000A/AL/D/DL)



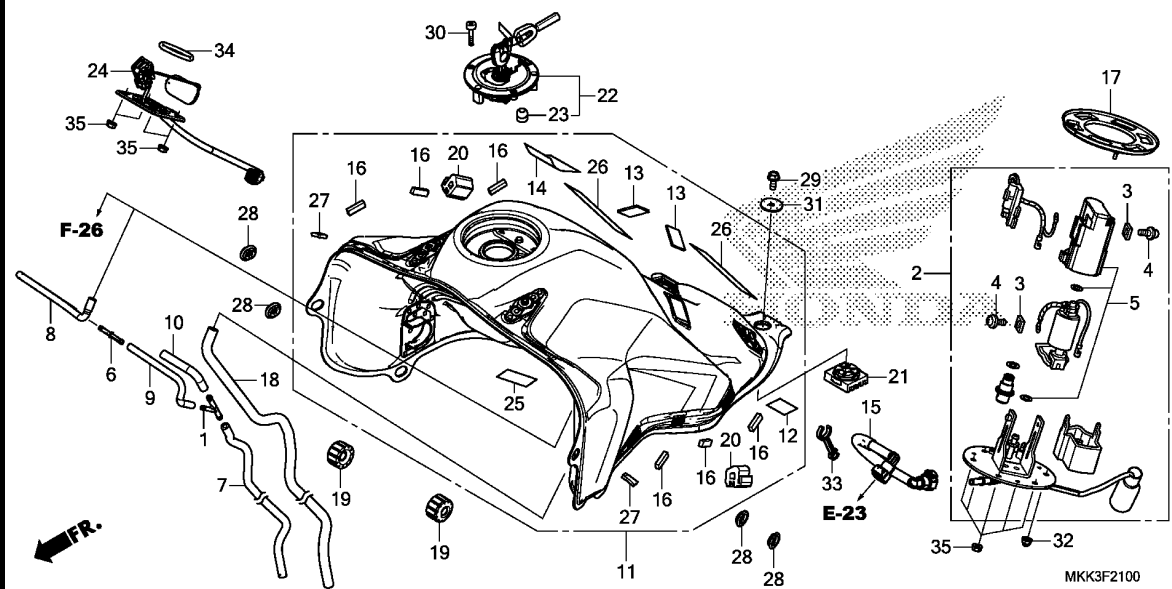
Ref. No.	L.O.N.	(Relative ref. Number) Description	F.R.T.
2		(17) PUMP ASSY., FUEL .....	0.9
5		3101C7 FILTER, FUEL .....	0.9
11		310100 TANK, FUEL .....	1.0
15		310162 HOSE, FUEL FEED .....	0.8
22		(23) 3101C1 LOCKING FUEL TANK CAP .....	0.1
24		(34) 617105 FUEL TANK SENDING UNIT .....	0.9

3

Ref. No.	Part No.	Description	Reqd. QTY							Serial No.	Parts catalogue code	
			A	A2	AL	AL2	D	D2	DL			DL2
			J	J	J	J	J	J	J			
1	16180-ML6-671	JOINT .....	1	-	1	-	1	-	1	-	-----	2GS,2U,3GS,3IN,3U,GS,U
2	16700-MKK-D01	PUMP UNIT, FUEL .....	1	-	1	-	1	-	1	-	-----	
3	16711-MGS-D31	STOPPER .....	2	-	2	-	2	-	2	-	-----	
4	16712-MGS-D31	SCREW, 4X6.6 .....	2	-	2	-	2	-	2	-	-----	
5	16730-MKA-D81	FILTER ASSY., FUEL .....	1	-	1	-	1	-	1	-	-----	
6	16958-GJ6-000	JOINT, FUEL TUBE .....	1	-	1	-	1	-	1	-	-----	2GS,2U,3GS,3IN,3U,GS,U
7	17416-MJP-G50	TUBE D, FUEL TANK BREATHER ..	1	-	1	-	1	-	1	-	-----	2GS,2U,3GS,3IN,3U,GS,U
8	17417-MJP-G50	TUBE A, FUEL TANK BREATHER ..	1	-	1	-	1	-	1	-	-----	2GS,2U,3GS,3IN,3U,GS,U
9	17418-MJP-G50	TUBE B, FUEL TANK BREATHER ..	1	-	1	-	1	-	1	-	-----	2GS,2U,3GS,3IN,3U,GS,U
10	17419-MJP-G50	TUBE C, FUEL TANK BREATHER ..	1	-	1	-	1	-	1	-	-----	2GS,2U,3GS,3IN,3U,GS,U
11	17500-MJP-E50ZA	TANK ASSY., FUEL(WL) *TYPE1* .....	1	-	1	-	1	-	1	-	-----	2ED,2FO,2GS,2KO,2TH,2U
	17500-MKK-DL0ZA	*TYPE1* .....	1	-	1	-	1	-	1	-	-----	3ED,3FO,3GS,3IN,3KO,3MA,3TH,3U
	17500-MJP-G50ZA	TANK ASSY., FUEL *TYPE2* .....	1	-	1	-	1	-	1	-	-----	ED,GS,TH,U
	17500-MKK-D00ZA	*TYPE1* .....	1	-	1	-	1	-	1	-	-----	ED
12	17503-MBT-D50	FILM, PROTECTOR .....	1	-	1	-	1	-	1	-	-----	
13	17515-KFB-840	RUBBER, TANK GUARD .....	2	-	2	-	2	-	2	-	-----	
14	17515-MEG-300	TAPE, TANK PROTECTOR .....	1	-	1	-	1	-	1	-	-----	
15	17526-MJP-G51	HOSE COMP., FUEL FEED .....	1	-	1	-	1	-	1	-	-----	
16	17541-MJP-G50	FASTENER, DUAL LOCK(8X25) ...	6	-	6	-	6	-	6	-	-----	
17	17574-MGS-D30	PACKING, BASE .....	1	-	1	-	1	-	1	-	-----	
18	17590-MJP-G50	TUBE, FUEL TANK DRAIN .....	1	-	1	-	1	-	1	-	-----	
19	17611-KE8-000	CUSHION, FUEL TANK FR. ....	2	-	2	-	2	-	2	-	-----	
20	17611-MJP-G50	CUSHION, FUEL TANK .....	2	-	2	-	2	-	2	-	-----	

# F-21

# FUEL TANK/FUEL PUMP(CRF1000A/AL/D/DL)

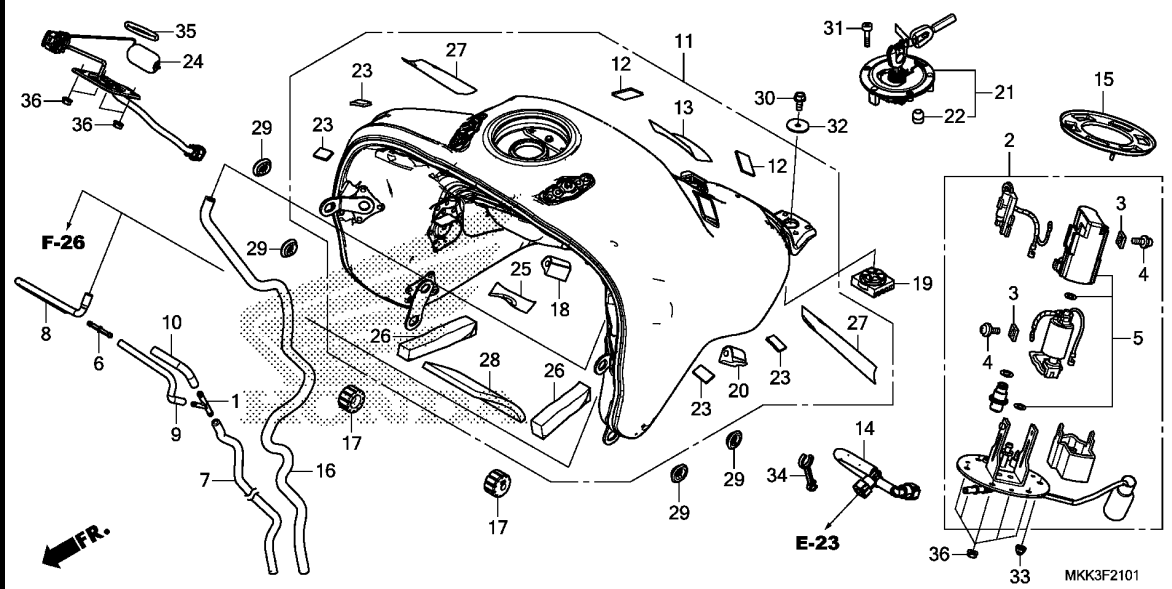


Ref. No.	Part No.	Description	Reqd. QTY								Serial No.	Parts catalogue code	
			A	A2	AL	CRF1000		D	D2	DL			DL2
			J	J	J	AL2	J	J	J	J	J		
21	17613-KFB-010	CUSHION, FUEL TANK RR. ....	1	-	1	-	1	-	1	-	1	-	
22	17620-MJE-D02	CAP COMP., FUEL FILLER .....	1	-	1	-	1	-	1	-	1	-	
23	17621-MGP-D61	SEAL, BREATHER .....	1	-	1	-	1	-	1	-	1	-	
24	37800-MKK-D01	FUEL UNIT .....	1	-	1	-	1	-	1	-	1	-	
25	64382-MM5-300	TAPE, COVER .....	1	-	1	-	1	-	1	-	1	-	
26	77281-MFL-D20	TAPE, PROTECTION .....	2	-	2	-	2	-	2	-	2	-	
27	80102-MJS-A90	RUBBER, RR. FENDER .....	2	-	2	-	2	-	2	-	2	-	
28	83551-GE2-000	GROMMET, AIR CLEANER CASE ...	4	-	4	-	4	-	4	-	4	-	
29	90030-GHB-630	BOLT, FLANGE, 6X14 .....	1	-	1	-	1	-	1	-	1	-	
30	90110-MGP-D60	BOLT, SOCKET, 4X24(SUS) .....	3	-	3	-	3	-	3	-	3	-	
31	90136-428-870	WASHER, TANK SETTING .....	1	-	1	-	1	-	1	-	1	-	
32	90201-415-000	NUT, CAP, 6MM .....	1	-	1	-	1	-	1	-	1	-	
33	90650-MJP-G50	CLAMP .....	1	-	1	-	1	-	1	-	1	-	
34	91305-KEH-601	O-RING, 39.5X5 .....	1	-	1	-	1	-	1	-	1	-	
35	94050-06000	NUT, FLANGE, 6MM .....	9	-	9	-	9	-	9	-	9	-	



# F-21-1

# FUEL TANK/FUEL PUMP(CRF1000A2/AL2/D2/DL2)



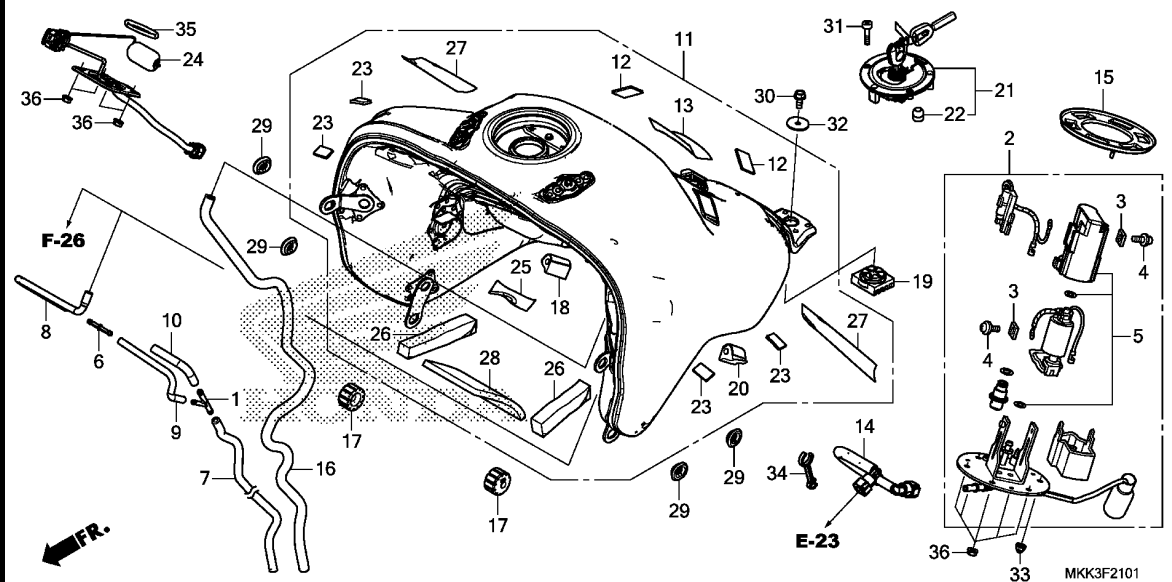
Ref. No.	L.O.N.	(Relative ref. Number) Description	F.R.T.
2		(15)	
	3101E6	PUMP ASSY., FUEL(A) .....	1.0
5	3101G5	FILTER, FUEL(A) .....	1.0
11	3101E2	TANK, FUEL(A) .....	1.1
14	3101E5	HOSE, FUEL FEED(A) .....	0.9
21		(22)	
	3101C1	LOCKING FUEL TANK CAP .....	0.1
24		(35)	
	6171D8	FUEL TANK SENDING UNIT(A) ....	1.0

3

Ref. No.	Part No.	Description	Reqd. QTY								Serial No.	Parts catalogue code
			A	A2	AL	AL2	D	D2	DL	DL2		
			J	J	J	J	J	J	J	J		
1	16180-ML6-671	JOINT .....	-	1	-	-	-	1	-	1	-----	4GS,4IN,4U
2	16700-MKK-D21	PUMP UNIT, FUEL .....	-	1	-	1	-	1	-	1	-----	4GS,4IN,4U
3	16711-MGS-D31	STOPPER .....	-	2	-	2	-	2	-	2	-----	4GS,4IN,4U
4	16712-MGS-D31	SCREW, 4X6.6 .....	-	2	-	2	-	2	-	2	-----	4GS,4IN,4U
5	16730-MKA-D81	FILTER ASSY., FUEL .....	-	1	-	1	-	1	-	1	-----	4GS,4IN,4U
6	16958-GJ6-000	JOINT, FUEL TUBE .....	-	1	-	-	-	1	-	1	-----	4GS,4IN,4U
7	17416-MJP-G50	TUBE D, FUEL TANK BREATHER ..	-	1	-	-	-	1	-	1	-----	4GS,4IN,4U
8	17417-MJP-G50	TUBE A, FUEL TANK BREATHER ..	-	1	-	-	-	1	-	1	-----	4GS,4IN,4U
9	17418-MJP-G50	TUBE B, FUEL TANK BREATHER ..	-	1	-	-	-	1	-	1	-----	4GS,4IN,4U
10	17419-MJP-G50	TUBE C, FUEL TANK BREATHER ..	-	1	-	-	-	1	-	1	-----	4GS,4IN,4U
11	17500-MKK-D20ZA	TANK ASSY., FUEL(WL)										
		*TYPE1*	-	1	-	1	-	-	-	-		
	17500-MKK-D70ZA	*TYPE1*	-	-	-	-	-	1	-	1		
12	17515-KFB-840	RUBBER, TANK GUARD .....	-	2	-	2	-	2	-	2		
13	17515-MEG-300	TAPE, TANK PROTECTOR .....	-	1	-	1	-	1	-	1		
14	17526-MJP-G51	HOSE COMP., FUEL FEED .....	-	1	-	1	-	1	-	1		
15	17574-MGS-D30	PACKING, BASE .....	-	1	-	1	-	1	-	1		
16	17590-MJP-G50	TUBE, FUEL TANK DRAIN .....	-	1	-	1	-	1	-	1		
17	17611-KE8-000	CUSHION, FUEL TANK FR. ....	-	2	-	2	-	2	-	2		
18	17611-MKK-D20	RUBBER, R. TANK SIDE .....	-	1	-	1	-	1	-	1		
19	17613-KFB-010	CUSHION, FUEL TANK RR. ....	-	1	-	1	-	1	-	1		
20	17616-MKK-D20	RUBBER, L. TANK SIDE .....	-	1	-	1	-	1	-	1		
21	17620-MJE-D02	CAP COMP., FUEL FILLER .....	-	1	-	1	-	1	-	1		
22	17621-MGP-D61	SEAL, BREATHER .....	-	1	-	1	-	1	-	1		
23	19036-GS2-600	RUBBER, RADIATOR SHROUD .....	-	4	-	4	-	4	-	4		

# F-21-1

# FUEL TANK/FUEL PUMP(CRF1000A2/AL2/D2/DL2)

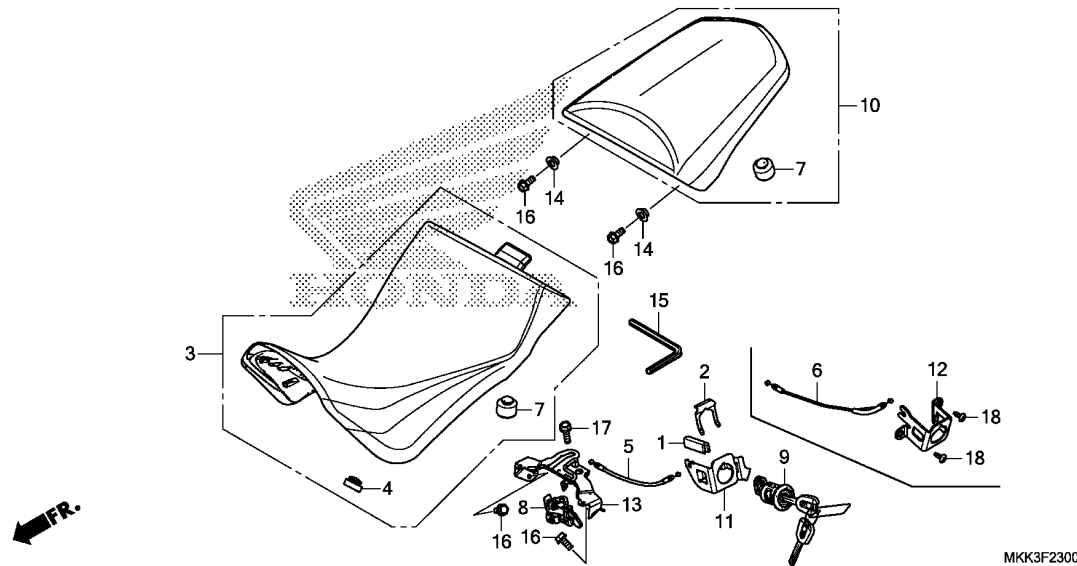


Ref. No.	Part No.	Description	Reqd. QTY								Serial No.	Parts catalogue code
			A	A2	AL	AL2	D	D2	DL	DL2		
			J	J	J	J	J	J	J	J		
24	37800-MKK-D21	FUEL UNIT .....	-	1	-	1	-	1	-	1		
25	64382-MM5-300	TAPE, COVER .....	-	1	-	1	-	1	-	1		
26	64418-MFJ-A40	MAT D, R. UNDER COWL .....										
		(BOTH SIDES)	-	2	-	2	-	2	-	2		
27	77281-MFL-D20	TAPE, PROTECTION .....	-	2	-	2	-	2	-	2		
28	83430-MJP-KC0	URETHAN, FUEL TANK .....	-	-	-	-	-	1	-	1		
29	83551-GE2-000	GROMMET, AIR CLEANER CASE ...	-	4	-	4	-	4	-	4		
30	90030-GHB-630	BOLT, FLANGE, 6X14 .....	-	1	-	1	-	1	-	1		
31	90110-MGP-D60	BOLT, SOCKET, 4X24(SUS) .....	-	3	-	3	-	3	-	3		
32	90136-428-870	WASHER, TANK SETTING .....	-	1	-	1	-	1	-	1		
33	90201-415-000	NUT, CAP, 6MM .....	-	1	-	1	-	1	-	1		
34	90650-MJP-G50	CLAMP .....	-	1	-	1	-	1	-	1		
35	91305-KEH-601	O-RING, 39.5X5 .....	-	1	-	1	-	1	-	1		
36	94050-06000	NUT, FLANGE, 6MM .....	-	9	-	9	-	9	-	9		



# F-23

# SEAT



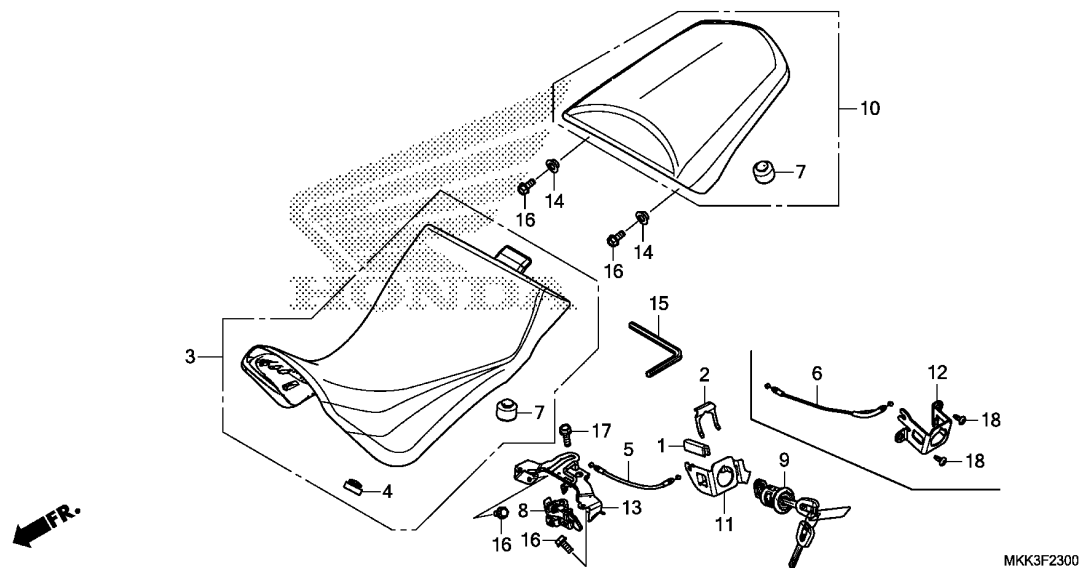
Ref. No.	L.O.N.	(Relative ref. Number) Description	F.R.T.
5	(6)		
	811175	CABLE, SEAT LOCK .....	0.2
	8111E2	CABLE, SEAT LOCK(A) .....	0.4
		.NOTE: Adventure sports model	
8	(13)		
	4131N5	HOOK, SEAT CATCH .....	0.1
	9 4131F0	LOCK, SEAT .....	0.3
10	413154	SEAT :REAR .....	0.1

3

Ref. No.	Part No.	Description	Reqd. QTY								Serial No.	Parts catalogue code
			A	A2	AL	AL2	D	D2	DL	DL2		
1	64122-MCZ-000	RUBBER, PROTECTOR .....	1	-	1	-	1	-	1	-		
2	77235-MJE-D00	PLATE, LOCK KEY SETTING .....	1	-	1	-	1	-	1	-		
	75581-MJN-A00	SPRING, LOCK KEY SETTING .....	-	1	-	1	-	1	-	1		
3	77100-MJP-G51ZA	SEAT COMP., MAIN										
		*TYPE2*.....	1	-	1	-	1	-	1	-	-----	----- 2ED,2F0,2GS,2K0,2TH,2U
	77100-MJP-F51ZA	*TYPE3*.....	1	-	1	-	1	-	1	-	-----	----- 3ED,3F0,3GS,3IN,3K0,3MA,3TH,3U
	77100-MJP-G51ZB	*TYPE1*.....	1	-	1	-	1	-	1	-	-----	----- ED,GS,TH,U
	77600-MKK-D20ZB	SEAT COMP., MAIN(HIGH)										
		*TYPE4*.....	-	1	-	1	-	1	-	1		
4	77110-KA3-730	RUBBER, SEAT MOUNTING .....	1	1	1	1	1	1	1	1		
5	77156-MKK-D01	CABLE, SEAT LOCK .....	1	-	1	-	1	-	1	-		
6	77156-MKK-D21	CABLE, SEAT LOCK .....	-	1	-	1	-	1	-	1		
7	77206-GF0-000	RUBBER, SEAT CUSHION .....	10	10	10	10	10	10	10	10		
8	77220-MJF-A01	HOOK, SEAT CATCH .....	1	1	1	1	1	1	1	1		
9	77239-MJM-D62	KEY, SEAT LOCK(WAVE) .....	1	1	1	1	1	1	1	1		
10	77300-MJP-DA0ZB	SEAT COMP., PILLION										
		*TYPE2*.....	1	-	1	-	1	-	1	-	-----	----- 2ED,2F0,2GS,2K0,2TH,2U
	77300-MJP-DA0ZA	*TYPE3*.....	1	-	1	-	1	-	1	-	-----	----- 3ED,3F0,3GS,3IN,3K0,3MA,3TH,3U
	77300-MJP-DA0ZC	*TYPE1*.....	1	-	1	-	1	-	1	-	-----	----- ED,GS,TH,U
	77300-MKK-D21ZA	*TYPE1*.....	-	1	-	1	-	1	-	1		
11	77321-MJP-G50	STAY, SEAT LOCK CABLE .....	1	-	1	-	1	-	1	-		
12	77321-MKK-D20	STAY, KEY LOCK .....	-	1	-	1	-	1	-	1		
13	77582-MJP-G50	STAY COMP., SEAT CATCH .....	1	1	1	1	1	1	1	1		
14	80118-MFJ-D00	COLLAR, FENDER .....	2	2	2	2	2	2	2	2		
15	89221-MGZ-J00	WRENCH, HEX., 5MM .....	1	1	1	1	1	1	1	1		
16	90030-GHB-630	BOLT, FLANGE, 6X14 .....	4	4	4	4	4	4	4	4		

F-23

SEAT

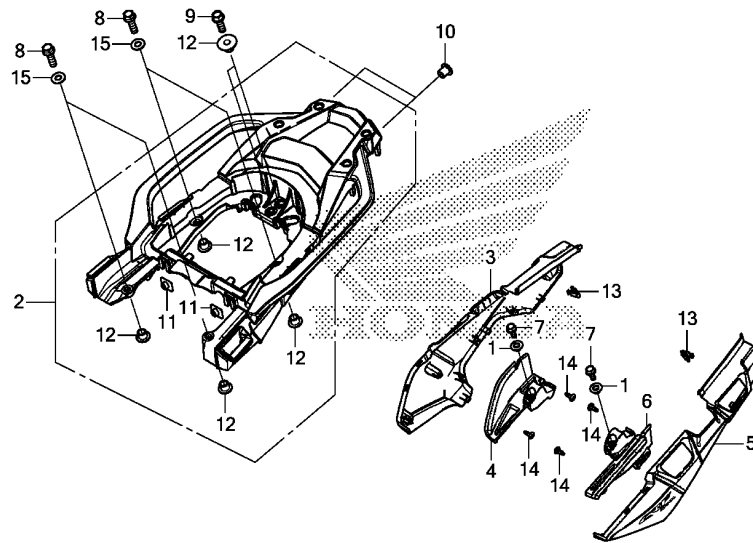


Ref. No.	Part No.	Description	Reqd. QTY								Serial No.	Parts catalogue code
			A	A2	AL	AL2	D	D2	DL	DL2		
17	90030-GHB-660	BOLT, FLANGE, 6X20 .....	1	1	1	1	1	1	1	1		
18	93903-34380	SCREW, TAPPING, 4X12 .....	-	2	-	2	-	2	-	2		

3

# F-24

# SIDE COVER/REAR CARRIER(CRF1000A/AL/D/DL)



Ref. No.	L.O.N.	(Relative ref. Number) Description	F.R.T.
2	410165	CARRIER, LUGGAGE (4)	0.4
3	4111H9	COVER, SIDE :RIGHT (6)	0.2
5	4111H8	COVER, SIDE :LEFT	0.2
	4111J0	COVER, SIDE :BOTH	0.2

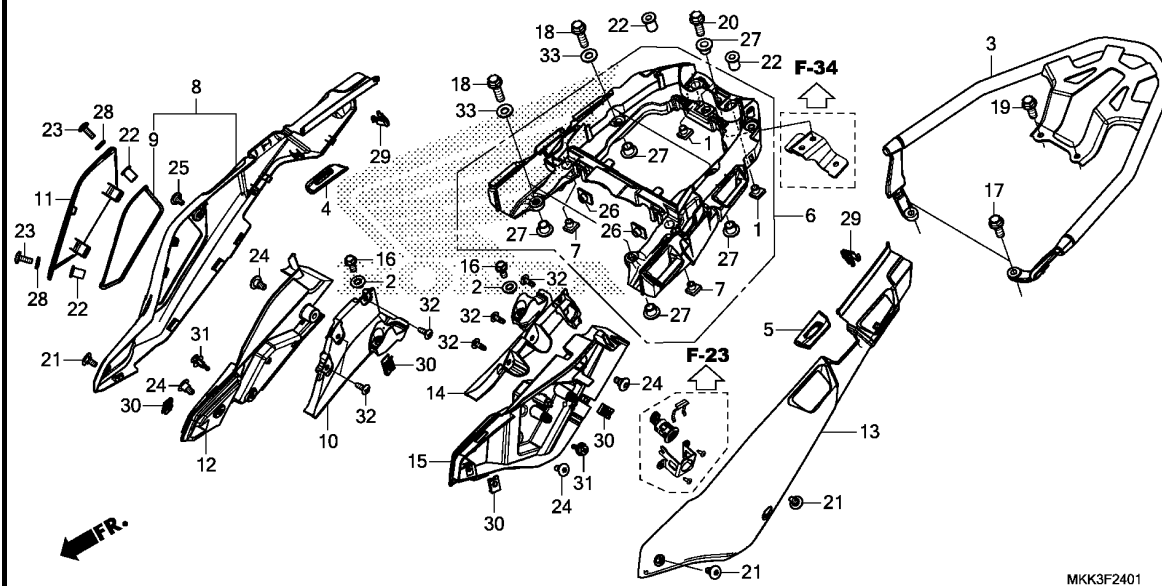
MKK3F2400

3

Ref. No.	Part No.	Description	Reqd. QTY								Serial No.	Parts catalogue code
			A	A2	AL	AL2	D	D2	DL	DL2		
1	80118-MFJ-D00	COLLAR, FENDER	2	-	2	-	2	-	2	-		
2	81300-MKK-D00ZB	CARRIER ASSY., RR. *NHB36M* MAT HORIZONTAL SILVER METALLIC	1	-	1	-	1	-	1	-	-----	2ED,2FO,2GS,2KO,2TH,2U,3ED,3FO,3GS,3IN,3KO,3MA 3TH,3U
	81300-MKK-D00ZA	*NH105*...MAT BLACK (#15-#20)	1	-	1	-	1	-	1	-	-----	ED,GS,TH,U
3	83610-MKK-DA0ZA	COVER SET, R. SIDE(WL) *TYPE1*	1	-	1	-	1	-	1	-	-----	2ED,2FO,2GS,2KO,2TH,2U
	83610-MKK-D00ZA	*TYPE3*	1	-	1	-	1	-	1	-	-----	3ED,3FO,3GS,3IN,3KO,3MA,3TH,3U
	83610-MKK-D00ZB	*TYPE2*	1	-	1	-	1	-	1	-	-----	ED,GS,TH,U
	83610-MKK-D00ZC	*TYPE1*	1	-	1	-	1	-	1	-	-----	ED
4	83620-MJP-G50	COVER, R. SIDE INNER	1	-	1	-	1	-	1	-		
5	83710-MKK-DA0ZA	COVER SET, L. SIDE(WL) *TYPE1*	1	-	1	-	1	-	1	-	-----	2ED,2FO,2GS,2KO,2TH,2U
	83710-MKK-D00ZA	*TYPE3*	1	-	1	-	1	-	1	-	-----	3ED,3FO,3GS,3IN,3KO,3MA,3TH,3U
	83710-MKK-D00ZB	*TYPE2*	1	-	1	-	1	-	1	-	-----	ED,GS,TH,U
	83710-MKK-D00ZC	*TYPE1*	1	-	1	-	1	-	1	-	-----	ED
6	83720-MJP-G50	COVER, L. SIDE INNER	1	-	1	-	1	-	1	-		
7	90030-GHB-630	BOLT, FLANGE, 6X14	2	-	2	-	2	-	2	-		
8	90035-GHB-690	BOLT, FLANGE, 8X28	4	-	4	-	4	-	4	-		
9	90036-GHB-670	BOLT, FLANGE, 8X22	2	-	2	-	2	-	2	-		
10	90111-KW3-003	NUT, COWL SETTING, 5MM	2	-	2	-	2	-	2	-		
11	90303-HA0-680	NUT, SPECIAL, 6X7	2	-	2	-	2	-	2	-		
12	90450-KG8-000	COLLAR, 8MM	6	-	6	-	6	-	6	-		
13	90666-SDA-A01	CLIP, SNAP FITTING(PO) (NATURAL)	2	-	2	-	2	-	2	-		
14	93903-34380	SCREW, TAPPING, 4X12	4	-	4	-	4	-	4	-		
15	94101-08800	WASHER, PLAIN, 8MM	4	-	4	-	4	-	4	-		

# F-24-1

# SIDE COVER/REAR CARRIER(CRF1000A2/AL2/D2/DL2)

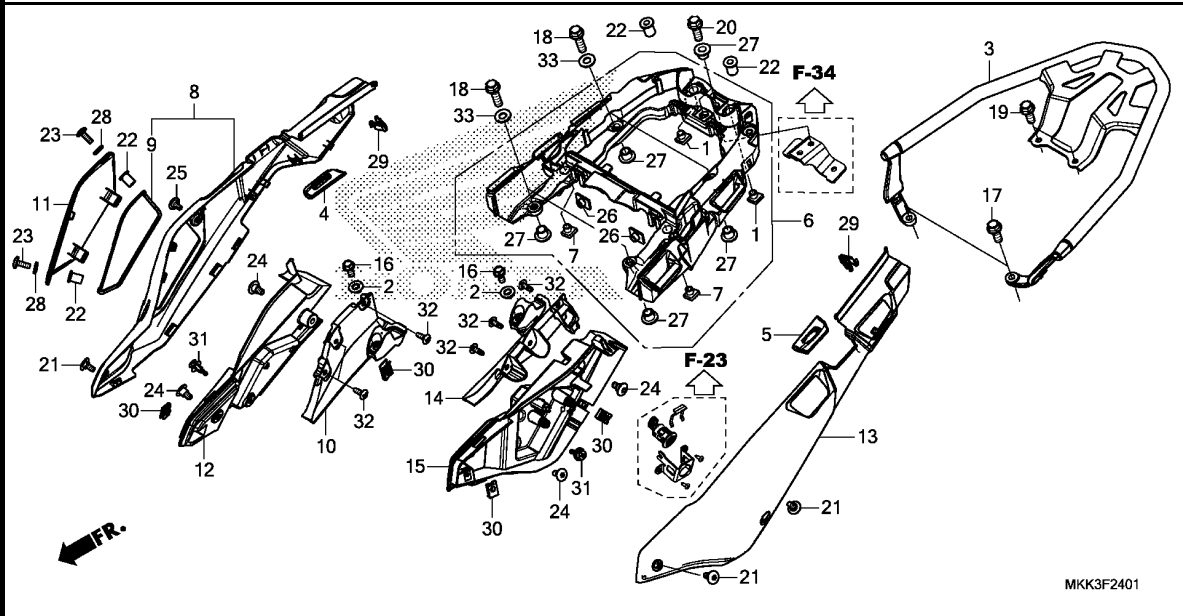


Ref. No.	L.O.N.	(Relative ref. Number) Description	F.R.T.
3	4101BA	CARRIER, LUGGAGE(A) .....	0.2
6	4131L3	BRACKET, PILLION SEAT .....	0.4
8		(10)	
	4111X7	COWL, REAR :RIGHT .....	0.2
11	4101R5	LID, INNER BOX .....	0.1
12	4111H2	PANEL, SEAT COWL INNER :RIGHT	0.3
13		(14)	
	4111X6	COWL, REAR :LEFT .....	0.2
	4111X8	COWL, REAR :BOTH .....	0.3
15	4111H3	PANEL, SEAT COWL INNER :LEFT	0.4
	4111H4	PANEL, SEAT COWL INNER :BOTH	0.5

Ref. No.	Part No.	Description	Reqd. QTY							Serial No.	Parts catalogue code
			A	A2	AL	AL2	D	D2	DL		
			J	J	J	J	J	J	J		
1	61304-MGH-640	NUT, RR. CARRIER(8MM) .....	-	2	-	2	-	2	-	2	
2	80118-MFJ-D00	COLLAR, FENDER .....	-	2	-	2	-	2	-	2	
3	81210-MKK-D20	CARRIER COMP., RR. ....	-	1	-	1	-	1	-	1	
4	81302-MKK-D20	RUBBER, R. RR. CARRIER .....	-	1	-	1	-	1	-	1	
5	81307-MKK-D20	RUBBER, L. RR. CARRIER .....	-	1	-	1	-	1	-	1	
6	81350-MKK-D20	BRACKET ASSY., RR. CARRIER ..	-	1	-	1	-	1	-	1	
7	81351-MKK-D20	NUT, RR. CARRIER(8MM) .....	-	2	-	2	-	2	-	2	
8	83600-MKK-D20ZA	COWL SET, R. RR. SIDE(WL)									
		*TYPE1*.....	-	1	-	1	-	1	-	1	
9	83615-MKK-D20	SEAL, LID .....	-	1	-	1	-	1	-	1	
10	83620-MKK-D20	BODY A, R. RR. SIDE INNER ...	-	1	-	1	-	1	-	1	
11	83630-MKK-D20ZA	LID SET, R. RR. SIDE(WL)									
		*TYPE1*.....	-	1	-	1	-	1	-	1	
12	83640-MKK-D20	BODY B, R. RR. SIDE INNER ...	-	1	-	1	-	1	-	1	
13	83710-MKK-D20ZA	COWL SET, L. RR. SIDE(WL)									
		*TYPE1*.....	-	1	-	1	-	1	-	1	
14	83720-MKK-D20	BODY A, L. RR. SIDE INNER ...	-	1	-	1	-	1	-	1	
15	83740-MKK-D20	BODY B, L. RR. SIDE INNER ...	-	1	-	1	-	1	-	1	
16	90030-GHB-630	BOLT, FLANGE, 6X14 .....	-	2	-	2	-	2	-	2	
17	90035-GHB-660	BOLT, FLANGE, 8X20 .....	-	2	-	2	-	2	-	2	
18	90035-GHB-690	BOLT, FLANGE, 8X28 .....	-	4	-	4	-	4	-	4	
19	90036-GHB-640	BOLT, FLANGE, 8X16 .....	-	2	-	2	-	2	-	2	
20	90036-GHB-670	BOLT, FLANGE, 8X22 .....	-	2	-	2	-	2	-	2	
21	90106-MBY-000	SCREW, SPECIAL, 5X12 .....	-	3	-	3	-	3	-	3	
22	90111-KW3-003	NUT, COWL SETTING, 5MM .....	-	4	-	4	-	4	-	4	

# F-24-1

# SIDE COVER/REAR CARRIER(CRF1000A2/AL2/D2/DL2)



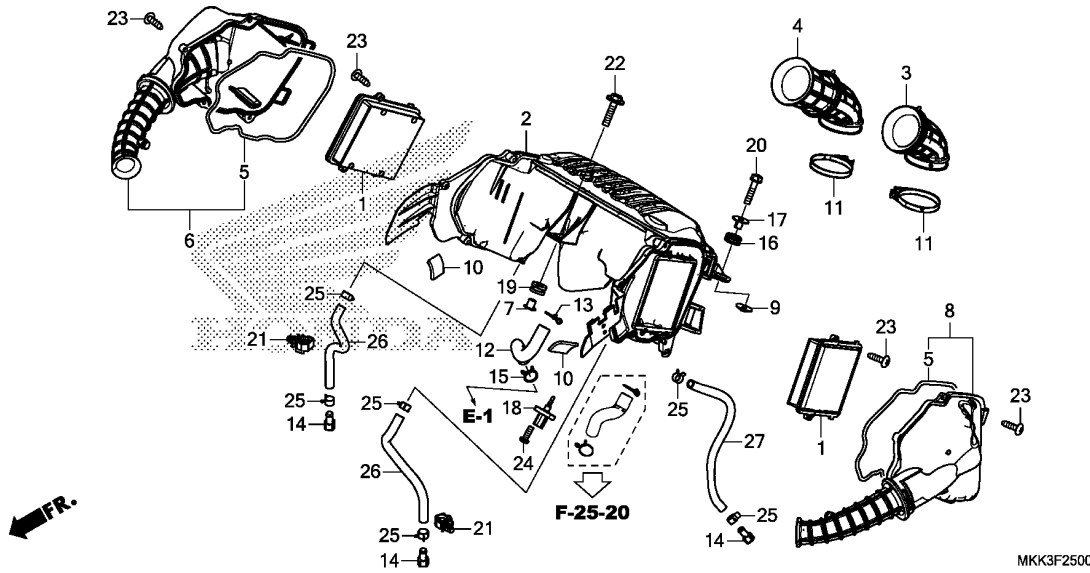
MKK3F2401

Ref. No.	Part No.	Description	Reqd. QTY								Serial No.	Parts catalogue code
			A	A2	AL	CRF1000		DL	DL2			
			J	J	J	AL2	D	D2	J	J		
23	90113-MCJ-000	SCREW, PAN, 5X15 .....	-	2	-	2	-	2	-	2		
24	90114-KWL-000	SCREW, SPECIAL, 6X14 .....	-	4	-	4	-	4	-	4		
25	90122-MJK-N20	SCREW, SPECIAL, 5X11 .....	-	1	-	1	-	1	-	1		
26	90303-HA0-680	NUT, SPECIAL, 6X7 .....	-	2	-	2	-	2	-	2		
27	90450-KG8-000	COLLAR, 8MM .....	-	6	-	6	-	6	-	6		
28	90504-964-000	WASHER, THRUST, 5MM .....	-	2	-	2	-	2	-	2		
29	90666-SDA-A01	CLIP, SNAP FITTING(PO) (NATURAL)	-	2	-	2	-	2	-	2		
30	90677-KAN-961	NUT, CLIP, 5MM .....	-	4	-	4	-	4	-	4		
31	90683-MBW-003	CLIP, BODY .....	-	2	-	2	-	2	-	2		
32	93903-34380	SCREW, TAPPING, 4X12 .....	-	6	-	6	-	6	-	6		
33	94101-08800	WASHER, PLAIN, 8MM .....	-	4	-	4	-	4	-	4		

3

# F-25

# AIR CLEANER



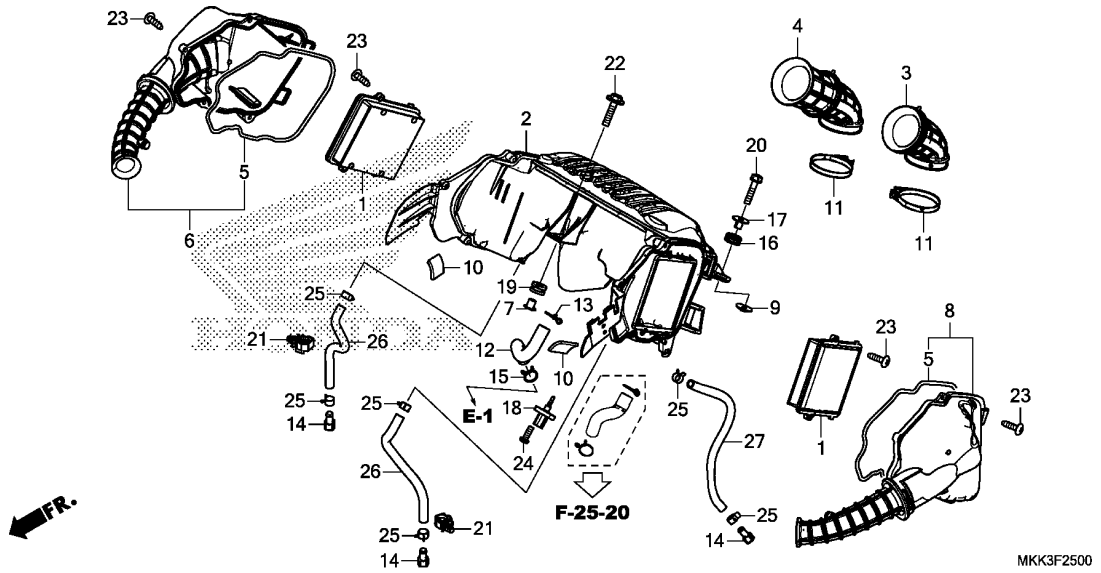
Ref. No.	L.O.N.	(Relative ref. Number) Description	F.R.T.
1	312105	ELEMENT, AIR CLEANER .....	0.7
		.NOTE: Same time for two units	
	3121J9	ELEMENT, AIR CLEANER(A) .....	0.8
		.NOTE: Same time for two units	
		.NOTE: Adventure sports model	
2	3121A5	CASE, AIR CLEANER .....	1.7
3	3121E3	TUBE, AIR CLEANER CONNECTING	
		:LEFT .....	1.5
4	3121E4	TUBE, AIR CLEANER CONNECTING	
		:RIGHT .....	1.5
	3121B9	TUBE, AIR CLEANER CONNECTING	
		:FOR 1 VEHICLE .....	1.6
6	3121F8	CASE, AIR CLEANER :RIGHT .....	0.6
	3121M5	CASE, AIR CLEANER(A) :RIGHT ..	0.7
		.NOTE: Adventure sports model	
8	3121F7	CASE, AIR CLEANER :LEFT .....	0.6
	3121M4	CASE, AIR CLEANER(A) :LEFT ...	0.7
		.NOTE: Adventure sports model	
	3121F9	CASE, AIR CLEANER :BOTH .....	0.6
	3121M6	CASE, AIR CLEANER(A) :BOTH ...	0.7
		.NOTE: Adventure sports model	
18	617120	SENSOR, AIR TEMP .....	1.3

Ref. No.	Part No.	Description	Reqd. QTY								Serial No.	Parts catalogue code
			A	A2	AL	AL2	D	D2	DL	DL2		
1	17210-MJP-G50	ELEMENT COMP., AIR CLEANER ..	2	2	2	2	2	2	2	2		
2	17215-MKK-D00	CASE COMP., AIR CLEANER .....	1	1	1	1	1	1	1	1		
3	17226-MKK-D01	TUBE, L. AIR CLEANER										
		CONNECTING	1	1	1	1	1	1	1	1		
4	17227-MKK-D01	TUBE, R. AIR CLEANER										
		CONNECTING	1	1	1	1	1	1	1	1		
5	17229-MJP-G50	SEAL, LID .....	2	2	2	2	2	2	2	2		
6	17234-MKK-D00	LID SUB ASSY., R. AIR CLEANER	1	1	1	1	1	1	1	1		
7	17239-MJP-G50	COLLAR, AIR CLEANER MOUNTING	1	1	1	1	1	1	1	1		
8	17244-MKK-D00	LID SUB ASSY., L. AIR CLEANER	1	1	1	1	1	1	1	1		
9	17245-MJP-G50	COLLAR, AIR CLEANER MOUNTING	2	2	2	2	2	2	2	2		
10	17256-MJP-G50	RUBBER, AIR CLEANER CASE .....	2	2	2	2	2	2	2	2		
11	17257-MKK-D00	BAND, CONNECTING TUBE .....	2	2	2	2	2	2	2	2		
12	17265-MKK-D00	TUBE, BREATHER .....	1	1	1	1	1	1	1	1		
13	17369-KB4-670	CLIP, BREATHER TUBE .....	1	1	1	1	1	1	1	1		
14	17370-419-700	PLUG, BREATHER TUBE .....	3	3	3	3	3	3	3	3		
15	17724-MJP-G50	CLIP, TUBE .....	1	1	1	1	1	1	1	1		
16	18422-KR3-870	RUBBER A, MUFFLER MOUNTING ..	2	2	2	2	2	2	2	2		
17	19052-MB0-000	COLLAR, RADIATOR MOUNTING ...	2	2	2	2	2	2	2	2		
18	37880-KWW-C01	SENSOR ASSY., AIR TEMPERATURE	1	1	1	1	1	1	1	1		
19	83545-KCJ-690	RUBBER, SIDE COVER .....	1	1	1	1	1	1	1	1		
20	90030-GHB-690	BOLT, FLANGE, 6X28 .....	2	2	2	2	2	2	2	2		
21	90652-MGS-D31	CLIP .....	2	2	2	2	2	2	2	2		
22	93404-06028-07	BOLT-WASHER, 6X28 .....	1	1	1	1	1	1	1	1		
23	93903-25480	SCREW, TAPPING, 5X20 .....	12	12	12	12	12	12	12	12		



# F-25

# AIR CLEANER

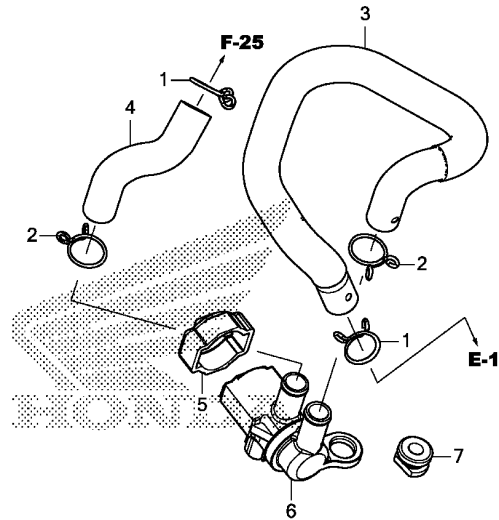


Ref. No.	Part No.	Description	Reqd. QTY								Serial No.	Parts catalogue code
			A	A2	AL	AL2	D	D2	DL	DL2		
24	93913-255J0	SCREW, TAPPING, 5X20 .....	2	2	2	2	2	2	2	2		
25	95002-41200-04	CLAMP, TUBE(D12) .....	6	6	6	6	6	6	6	6		
26	95003-23020-60	TUBE, VINYL, 8X12X200 (95003-23001-60M)	2	2	2	2	2	2	2	2		
27	95003-23030-60	TUBE, VINYL, 8X12X300 (95003-23001-60M)	1	1	1	1	1	1	1	1		

3

**F-25-20**

**AIR INJECTION SOLENOID VALVE**



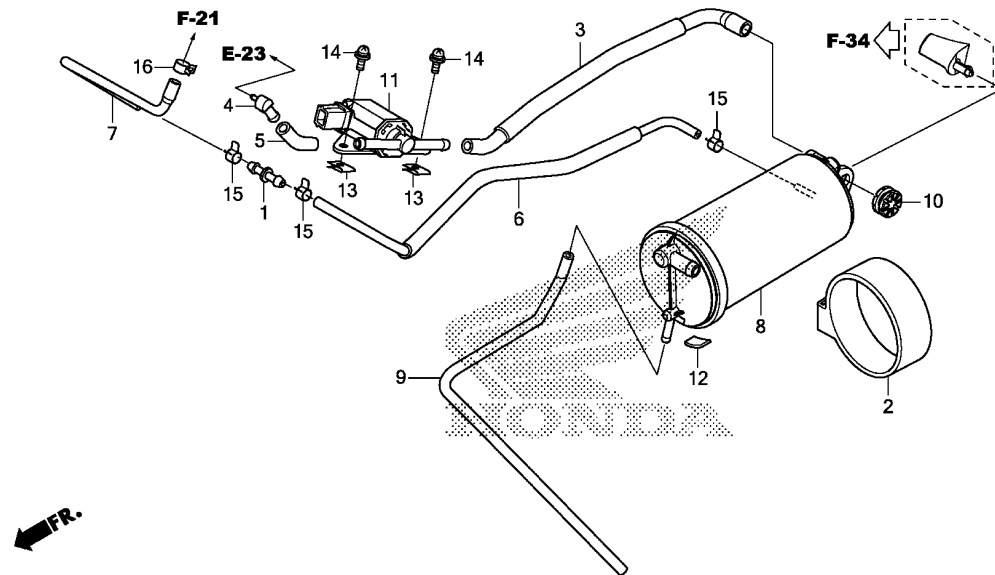
MKK3F2520

Ref. No.	L.O.N.	(Relative ref. Number) Description	F.R.T.
6	314130	VALVE, SECONDARY AIR CONTROL	2.1

Ref. No.	Part No.	Description	Reqd. QTY								Serial No.	Parts catalogue code
			A	A2	AL	AL2	D	D2	DL	DL2		
1	17369-KB4-670	CLIP, BREATHER TUBE .....	2	2	2	2	2	2	2	2		
2	17724-102-700	CLIP, SUB TANK HOSE .....	2	2	2	2	2	2	2	2		
3	18613-MKK-D00	TUBE, AIR INJECTION SOLENOID	1	1	1	1	1	1	1	1		
4	18653-MKK-D00	TUBE(AISV-AIR CLEANER) .....	1	1	1	1	1	1	1	1		
5	35451-KVZ-630	CAP, AIR INJECTION SOLENOID VALVE	1	1	1	1	1	1	1	1		
6	36450-KVZ-631	VALVE ASSY., AIR INJECTION SOLENOID	1	1	1	1	1	1	1	1		
7	43516-MR5-000	RUBBER, MOUNTING .....	1	1	1	1	1	1	1	1		

# F-26

# CANISTER



Ref. No.	L.O.N.	(Relative ref. Number) Description	F.R.T.
8	3141A4	CANISTER .....	1.0
11	3141A9	VALVE, PURGE CONTROL .....	0.9
	3141D3	VALVE, PURGE CONTROL(A) .....	1.0

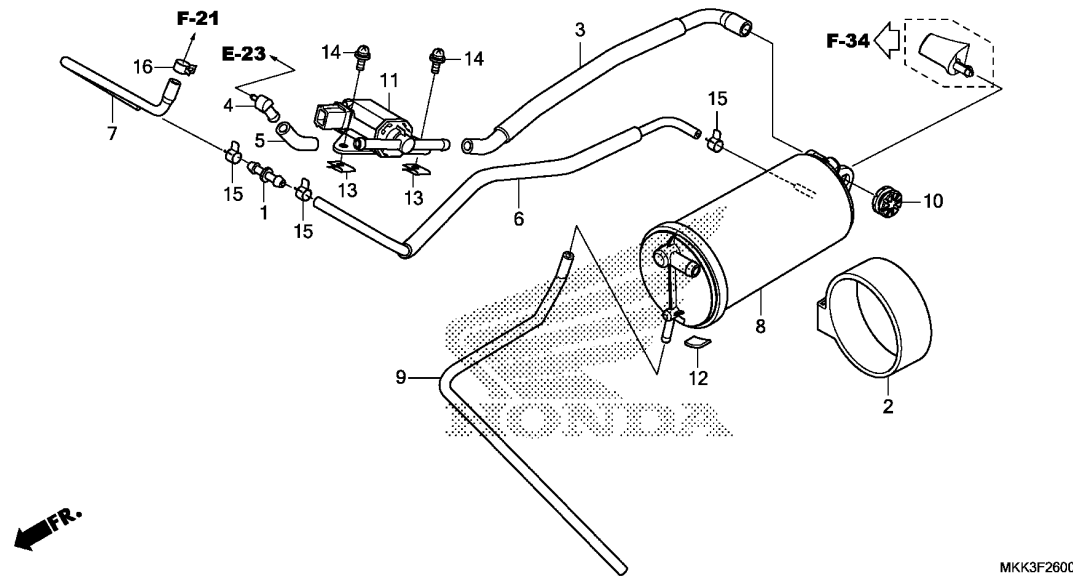
.NOTE: Adventure sports model

MKK3F2600

Ref. No.	Part No.	Description	Reqd. QTY								Serial No.	Parts catalogue code
			A	A2	AL	AL2	D	D2	DL	DL2		
1	16958-GJ6-000	JOINT, FUEL TUBE .....	1	1	1	1	1	1	1	1	1	2ED,2FO,2KO,2TH,3ED,3FO,3KO,3MA,3TH,4ED,4KO 4MA,4TH,ED,TH
2	17411-MGZ-A00	RUBBER, CANISTER MOUNT .....	1	1	1	1	1	1	1	1	1	2ED,2FO,2KO,2TH,3ED,3FO,3KO,3MA,3TH,4ED,4KO 4MA,4TH,ED,TH
3	17414-MJP-A60	TUBE(PCS-V-CANISTER) .....	1	1	1	1	1	1	1	1	1	2ED,2FO,2KO,2TH,3ED,3FO,3KO,3MA,3TH,4ED,4KO 4MA,4TH,ED,TH
4	17415-KZZ-900	JOINT, TUBE .....	1	1	1	1	1	1	1	1	1	2ED,2FO,2KO,2TH,3ED,3FO,3KO,3MA,3TH,4ED,4KO 4MA,4TH,ED,TH
5	17415-MJP-A60	TUBE, PURGE CONTROL SOLENOID JOINT	1	1	1	1	1	1	1	1	1	2ED,2FO,2KO,2TH,3ED,3FO,3KO,3MA,3TH,4ED,4KO 4MA,4TH,ED,TH
6	17418-MKK-D00	TUBE, CANISTER .....	1	1	1	1	1	1	1	1	1	2ED,2FO,2KO,2TH,3ED,3FO,3KO,3MA,3TH,4ED,4KO 4MA,4TH,ED,TH
7	17419-MJP-DA0	TUBE, FUEL TANK JOINT .....	1	1	1	1	1	1	1	1	1	2ED,2FO,2KO,2TH,3ED,3FO,3KO,3MA,3TH,4ED,4KO 4MA,4TH,ED,TH
8	17421-MJP-A60	CANISTER COMP. ....	1	1	1	1	1	1	1	1	1	2ED,2FO,2KO,2TH,3ED,3FO,3KO,3MA,3TH,4ED,4KO 4MA,4TH,ED,TH
9	17423-MJP-A60	TUBE, CANISTER DRAIN .....	1	1	1	1	1	1	1	1	1	2ED,2FO,2KO,2TH,3ED,3FO,3KO,3MA,3TH,4ED,4KO 4MA,4TH,ED,TH
10	33115-KVK-900	RUBBER, HEADLIGHT .....	1	1	1	1	1	1	1	1	1	2ED,2FO,2KO,2TH,3ED,3FO,3KO,3MA,3TH,4ED,4KO 4MA,4TH,ED,TH
11	36162-KZL-931	VALVE, PURGE CONTROL SOLENOID	1	1	1	1	1	1	1	1	1	2ED,2FO,2KO,2TH,3ED,3FO,3KO,3MA,3TH,4ED,4KO 4MA,4TH,ED,TH
12	80102-MJS-J70	RUBBER, RR. FENDER .....	1	1	1	1	1	1	1	1	1	2ED,2FO,2KO,2TH,3ED,3FO,3KO,3MA,3TH,4ED,4KO 4MA,4TH,ED,TH
13	90677-KAN-961	NUT, CLIP, 5MM .....	2	2	2	2	2	2	2	2	2	2ED,2FO,2KO,2TH,3ED,3FO,3KO,3MA,3TH,4ED,4KO 4MA,4TH,ED,TH

# F-26

# CANISTER

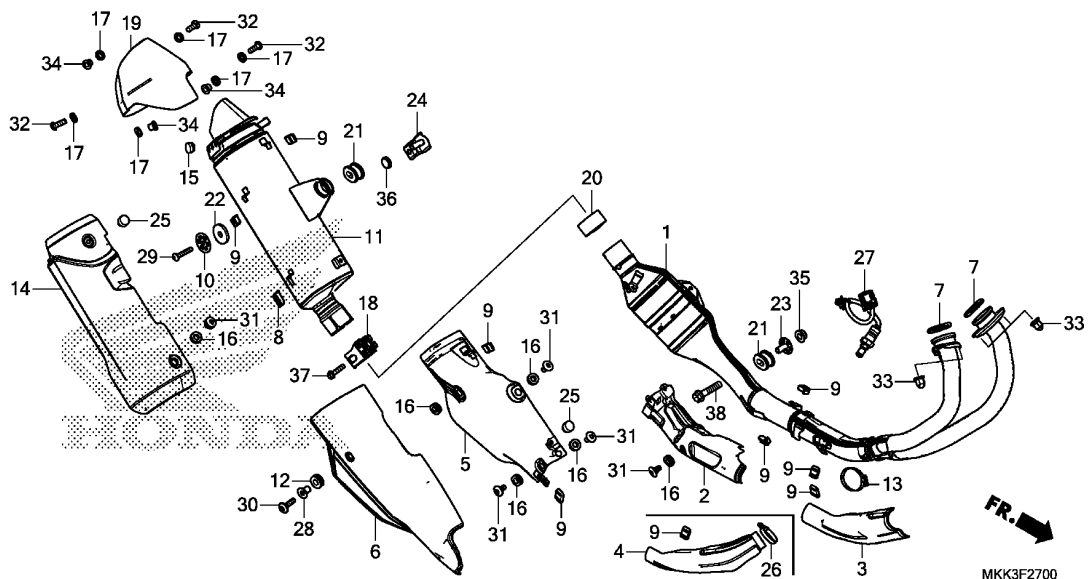


MKK3F2600

Ref. No.	Part No.	Description	Reqd. QTY								Serial No.	Parts catalogue code
			A	A2	AL	AL2	D	D2	DL	DL2		
14	93892-05010-08	SCREW-WASHER, 5X10	2	2	2	2	2	2	2	2	-----	2ED,2FO,2KO,2TH,3ED,3FO,3KO,3MA,3TH,4ED,4KO 4MA,4TH,ED,TH
15	95002-40800-08	CLAMP, TUBE(D8)	3	3	3	3	3	3	3	3	-----	2ED,2FO,2KO,2TH,3ED,3FO,3KO,3MA,3TH,4ED,4KO 4MA,4TH,ED,TH
16	95002-41000-08	CLAMP, TUBE(D10)	1	1	1	1	1	1	1	1	-----	2ED,2FO,2KO,2TH,3ED,3FO,3KO,3MA,3TH,4ED,4KO 4MA,4TH,ED,TH

# F-27

# EXHAUST MUFFLER



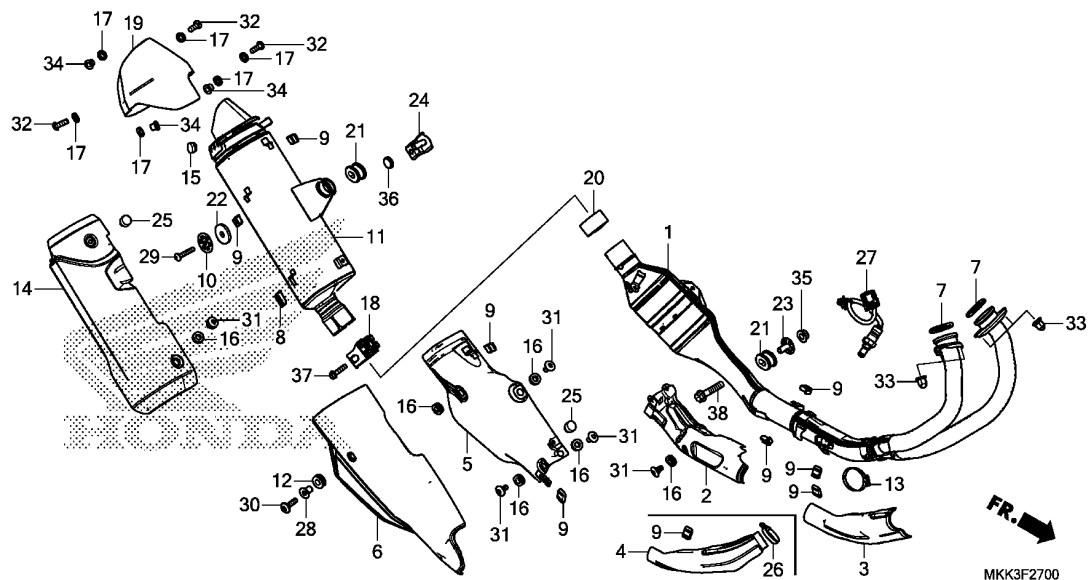
Ref. No.	L.O.N.	(Relative ref. Number) Description	F.R.T.
1	313110	PIPE, EXHAUST .....	0.5
2	3131A6	PROTECTOR, EXHAUST PIPE .....	0.2
3		(4)	
	3131H5	PROTECTOR B, EXHAUST PIPE .....	0.1
5	3131D1	PROTECTOR, EXHAUST PIPE INNER .....	0.2
6	3131D2	PROTECTOR, EXHAUST PIPE OUTER .....	0.1
7	3131B4	GASKET, EXHAUST PIPE .....	0.3
		.NOTE: Same time for two units	
11	313120	MUFFLER .....	0.3
14	4111X4	COVER, MUFFLER .....	0.1
19	3131F2	CAP, MUFFLER END .....	0.1
20	3131C4	GASKET, MUFFLER .....	0.2
27	617121	SENSOR, OXYGEN .....	0.5

3

Ref. No.	Part No.	Description	Reqd. QTY								Serial No.	Parts catalogue code
			A	A2	AL	AL2	D	D2	DL	DL2		
			J	J	J	J	J	J	J	J		
1	18150-MKK-D00	PIPE COMP., EX. ....	1	1	1	1	1	1	1	1		
2	18180-MKK-D00	COVER COMP. A, EX. PIPE .....	1	1	1	1	1	1	1	1		
3	18185-MKK-D00	COVER COMP. B, EX. PIPE .....	1	-	1	-	1	-	1	-		
4	18185-MKK-D20	COVER COMP. B, EX. PIPE .....	-	1	-	1	-	1	-	1		
5	18190-MKK-D00	COVER COMP. C, EX. PIPE .....	1	1	1	1	1	1	1	1		
6	18240-MKK-D00	COVER, EX. PIPE OUTER .....	1	1	1	1	1	1	1	1		
7	18291-MM8-880	GASKET, EX. PIPE .....	2	2	2	2	2	2	2	2		
8	18293-MJP-G50	RUBBER, PROTECTOR PACKING ...	1	1	1	1	1	1	1	1		
9	18293-MNO-000	RUBBER, PROTECTOR .....	8	7	8	7	8	7	8	7		
10	18309-MJP-G50	WASHER, 8.5X43 .....	1	1	1	1	1	1	1	1		
11	18310-MKK-D00	MUFFLER COMP., EX. ....	1	1	1	1	1	1	1	1	-----	-----
											2ED,2GS,2K0,2U,3ED,3GS,3K0,3MA,3U,4ED,4GS,4K0	
	18310-MKK-H10	.....	1	-	-	-	-	-	-	-	-----	-----
	18310-MKK-T10	.....	-	-	1	1	-	-	-	1	-----	-----
	18310-MKK-T10	.....	-	-	1	1	-	-	-	1	-----	-----
12	18316-KFT-620	RUBBER, PROTECTOR .....	1	1	1	1	1	1	1	1		
13	18329-MEN-A30	BAND, EXHAUST PROTECTOR .....	1	1	1	1	1	1	1	1		
14	18340-MKK-D00	COVER COMP., MUFFLER .....	1	1	1	1	1	1	1	1		
15	18345-KTK-000	RUBBER, MUFFLER PROTECTOR ...	1	1	1	1	1	1	1	1		
16	18345-MBT-610	RUBBER, PROTECTOR MOUNTING ..	6	6	6	6	6	6	6	6		
17	18365-MEE-D00	WASHER, RUBBER, 8.5X13X2.5 ..	6	6	6	6	6	6	6	6		
18	18371-MJP-G50	BAND, MUFFLER .....	1	1	1	1	1	1	1	1		
19	18380-MKK-D00	COVER, TAIL CAP .....	1	1	1	1	1	1	1	1		
20	18391-MLO-003	PACKING, MUFFLER .....	1	1	1	1	1	1	1	1		
21	18421-MJP-G50	RUBBER, MUFFLER MOUNTING ....	2	2	2	2	2	2	2	2		
22	18422-MJP-G50	WASHER, RUBBER .....	1	1	1	1	1	1	1	1		

# F-27

# EXHAUST MUFFLER



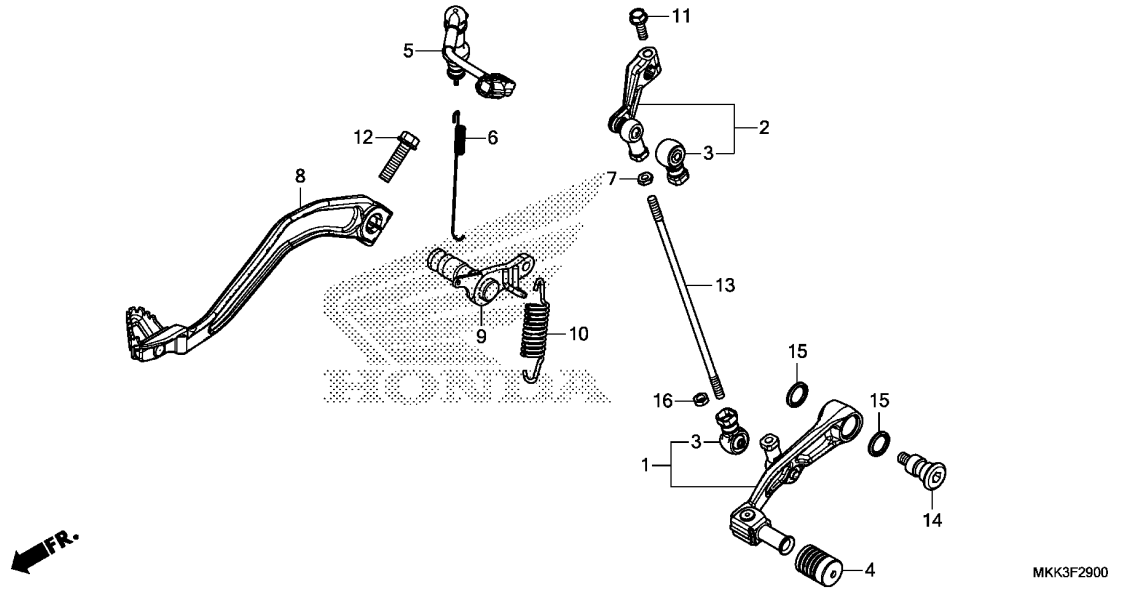
MKK3F2700

Ref. No.	Part No.	Description	Reqd. QTY								Serial No.	Parts catalogue code
			A	A2	AL	AL2	D	D2	DL	DL2		
			CRF1000									
			J	J	J	J	J	J	J	J		
23	18423-MGC-N20	COLLAR, EX. PIPE MOUNTING ...	1	1	1	1	1	1	1	1		
24	18423-MJP-G50	COLLAR, MUFFLER MOUNTING ...	1	1	1	1	1	1	1	1		
25	18443-MCW-D60	RUBBER, PROTECTOR .....	2	2	2	2	2	2	2	2		
26	19509-MM5-003	CLAMPER, RADIATOR HOSE .....	-	1	-	1	-	1	-	1		
27	36531-MKK-D01	SENSOR, OXYGEN .....	1	1	1	1	1	1	1	1		
28	83505-KGB-610	COLLAR, COVER MOUNTING .....	1	1	1	1	1	1	1	1		
29	90109-MBT-611	BOLT, SOCKET, 8X45 .....	1	1	1	1	1	1	1	1		
30	90112-MBB-000	BOLT, SPECIAL, 6X22 .....	1	1	1	1	1	1	1	1		
31	90113-GFP-B00	SCREW, PAN, 6X12 .....	5	5	5	5	5	5	5	5		
32	90155-MGE-000	BOLT, SPECIAL, 6X18 .....	3	3	3	3	3	3	3	3		
33	90304-ME1-670	NUT, CAP, 8MM .....	4	4	4	4	4	4	4	4		
34	90501-GN5-830	COLLAR, 8.5X7 .....	3	3	3	3	3	3	3	3		
35	94050-08040	NUT, FLANGE, 8MM .....	1	1	1	1	1	1	1	1		
36	95011-63000	RUBBER C, STAND STOPPER .....	1	1	1	1	1	1	1	1		
37	96400-08035-04	BOLT, FLANGE, 8X35 .....	2	2	2	2	2	2	2	2		
38	96400-08040-04	BOLT, FLANGE, 8X40 .....	1	1	1	1	1	1	1	1		



# F-29

# PEDAL



Ref. No.	L.O.N.	(Relative ref. Number) Description	F.R.T.
1		(15)	
1	4101A1	PEDAL, GEAR CHANGE .....	0.2
2	4101A2	ARM, GEAR CHANGE .....	0.2
5	6151B5	SWITCH, REAR STOP :PEDAL SIDE	1.5
8	810160	PEDAL, REAR BRAKE .....	0.1
9	7111H8	ARM, BRAKE MIDDLE :REAR .....	0.6
10	8101A8	SPRING, BRAKE PEDAL .....	0.1
13	5101B5	ROD, CHANGE .....	0.2

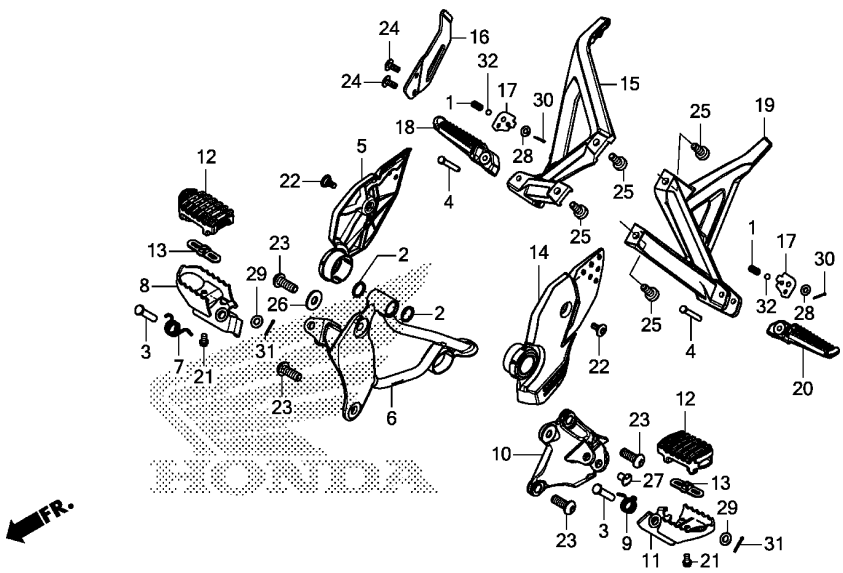
MKK3F2900

Ref. No.	Part No.	Description	Reqd. QTY								Serial No.	Parts catalogue code	
			A	A2	AL	AL2	D	D2	DL	DL2			
			CRF1000										
			J	J	J	J	J	J	J	J	J		
1	24705-MJP-G50	PEDAL COMP., CHANGE .....	1	1	1	1	-	-	-	-	-		
2	24710-MJP-G50	ARM COMP., CHANGE .....	1	1	1	1	-	-	-	-	-		
3	24724-MBW-D21	COVER, DUST .....	2	2	2	2	-	-	-	-	-		
4	24781-KE1-000	RUBBER, CHANGE PEDAL .....	1	1	1	1	-	-	-	-	-		
5	35350-MJP-G51	SWITCH ASSY., RR. STOP(TOYO)	1	1	1	1	1	1	1	1	1		
6	35357-HN8-000	SPRING, STOP SWITCH .....	1	1	1	1	1	1	1	1	1		
7	45423-KA4-700	NUT, HEX., 6MM (LEFT HAND THREAD)	1	1	1	1	-	-	-	-	-		
8	46500-MJP-G50	PEDAL COMP., RR. BRAKE .....	1	1	1	1	1	1	1	1	1		
9	46502-MJP-G50	ARM COMP., MIDDLE .....	1	1	1	1	1	1	1	1	1		
10	46513-MJP-G50	SPRING, BRAKE RETURN .....	1	1	1	1	1	1	1	1	1		
11	90031-GHB-660	BOLT, FLANGE, 6X20 .....	1	1	1	1	-	-	-	-	-		
12	90035-GHB-710	BOLT, FLANGE, 8X32 .....	1	1	1	1	1	1	1	1	1		
13	90065-MFG-D00	BOLT, TIE ROD .....	1	1	1	1	-	-	-	-	-		
14	90115-MJP-G50	BOLT, CHANGE PIVOT .....	1	1	1	1	-	-	-	-	-		
15	91251-444-000	DUST SEAL, 15X20X2.5 .....	2	2	2	2	-	-	-	-	-		
16	94002-06000-0S	NUT, HEX., 6MM .....	1	1	1	1	-	-	-	-	-		

3

# F-30

# STEP



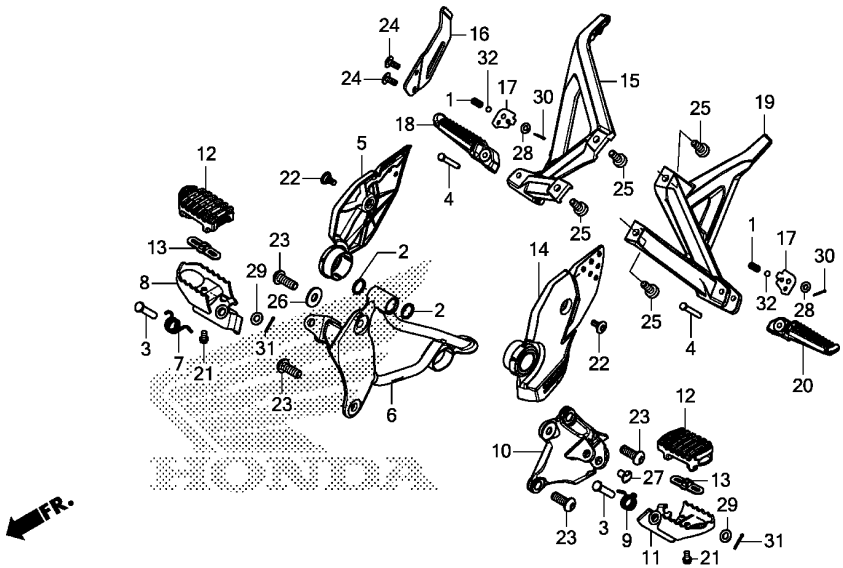
Ref. No.	L.O.N.	(Relative ref. Number) Description	F.R.T.
5	4101Z2	GUARD, STEP :RIGHT .....	0.1
6	4101C4	BRACKET, STEP :RIGHT .....	0.6
8	4101C6	BAR, MAIN STEP :RIGHT .....	0.1
10	4101C3	BRACKET, STEP :LEFT .....	0.3
	4101N7	BRACKET, STEP :BOTH .....	0.9
11	4101C5	BAR, MAIN STEP :LEFT .....	0.1
	4101J1	BAR, MAIN STEP :BOTH .....	0.2
12	4101D3	RUBBER, STEP :LEFT .....	0.1
	4101D4	RUBBER, STEP :RIGHT .....	0.1
	4101L8	RUBBER, STEP :BOTH .....	0.1
14	4101Z1	GUARD, STEP :LEFT .....	0.1
	4101Z3	GUARD, STEP :BOTH .....	0.1
15	4101D0	BRACKET, PILLION STEP :RIGHT ..	0.2
18	4101C8	BAR, PILLION STEP :RIGHT .....	0.1
19	4101C9	BRACKET, PILLION STEP :LEFT ..	0.1
	4101K4	BRACKET, PILLION STEP :BOTH ..	0.3
20	4101C7	BAR, PILLION STEP :LEFT .....	0.1
	4101P4	BAR, PILLION STEP :BOTH .....	0.2

Ref. No.	Part No.	Description	Reqd. QTY								Serial No.	Parts catalogue code
			A	A2	AL	AL2	D	D2	DL	DL2		
			J	J	J	J	J	J	J	J		
1	28333-300-000	SPRING, KICK STARTER STOPPER	2	2	2	2	2	2	2	2		
2	46525-KK0-003	DUST SEAL, 17X20X2.5 .....	2	2	2	2	2	2	2	2		
3	50603-KA3-710	PIN, STEP JOINT .....	2	2	2	2	2	2	2	2		
4	50603-MFJ-D00	PIN, STEP JOINT .....	2	2	2	2	2	2	2	2		
5	50607-MJP-G50	GUARD, R. HEEL .....	1	-	1	-	1	-	1	-		
	50607-MKK-D20	.....	-	1	-	1	-	1	-	1		
6	50615-MKK-D00ZB	BRACKET COMP., R. STEP										
		*NHA86M*										
		MAT BALLISTIC BLACK METALLIC	1	1	1	1	1	1	1	1		
7	50617-KZ4-J40	SPRING, R. STEP RETURN .....	1	1	1	1	1	1	1	1		
8	50617-MKK-D00	STEP COMP., R. ....	1	1	1	1	1	1	1	1		
9	50618-KZ4-J40	SPRING, L. STEP RETURN .....	1	1	1	1	1	1	1	1		
10	50625-MKK-D00ZB	BRACKET COMP., L. STEP										
		*NHA86M*										
		MAT BALLISTIC BLACK METALLIC	1	1	1	1	1	1	1	1		
11	50627-MKK-D00	STEP COMP., L. ....	1	1	1	1	1	1	1	1		
12	50661-MKK-D00	RUBBER, MAIN STEP .....	2	2	2	2	2	2	2	2		
13	50662-MKK-D00	PLATE, STEP RUBBER SETTING ..	2	2	2	2	2	2	2	2		
14	50707-MJP-G50	GUARD, L. HEEL .....	1	-	1	-	1	-	1	-		
	50707-MKK-D20	.....	-	1	-	1	-	1	-	1		
15	50715-MKK-D00ZB	HOLDER, R. PILLION STEP										
		*NHA86M*										
		MAT BALLISTIC BLACK METALLIC	1	1	1	1	1	1	1	1		
16	50716-MJP-G50	GUARD, PILLION HEEL .....	1	1	1	1	1	1	1	1		
17	50718-KT7-761	PLATE, PILLION STEP CLICK ...	2	2	2	2	2	2	2	2		
18	50720-KT7-761	BAR, R. PILLION STEP .....	1	1	1	1	1	1	1	1		



# F-30

# STEP

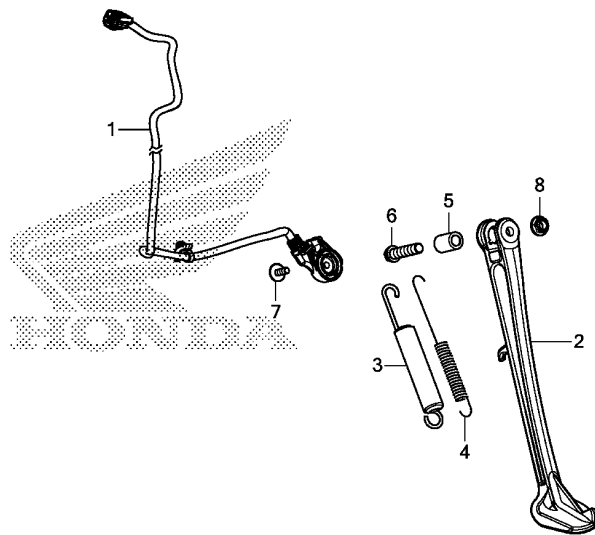


MKK3F3000

Ref. No.	Part No.	Description	Reqd. QTY								Serial No.	Parts catalogue code		
			A	A2	AL	CRF1000 AL2	D	D2	DL	DL2				
19	50725-MKK-D00ZB	HOLDER, L. PILLION STEP *NHA86M*												
20	50730-KT7-761	MAT BALLISTIC BLACK METALLIC BAR, L. PILLION STEP .....	1	1	1	1	1	1	1	1	1	1		
21	90102-MW3-600	BOLT, FLANGE, 6X10 .....	2	2	2	2	2	2	2	2	2	2		
22	90114-MGE-D00	BOLT, SPECIAL, 6X15 .....	2	2	2	2	2	2	2	2	2	2		
23	90118-MJN-A00	BOLT, SOCKET, 10X28 .....	4	4	4	4	4	4	4	4	4	4		
24	90118-MR1-000	SCREW, PAN, 6X14 .....	2	2	2	2	2	2	2	2	2	2		
25	90157-ME9-000	BOLT, SOCKET, 8X22 .....	4	4	4	4	4	4	4	4	4	4		
26	90551-178-000	WASHER, SPECIAL, 10MM .....	1	1	1	1	1	1	1	1	1	1		
27	90656-MGH-641	CLIP, BRUSH .....	-	-	-	-	1	1	1	1	1	1		
28	94101-06000	WASHER, PLAIN, 6MM .....	2	2	2	2	2	2	2	2	2	2		
29	94102-10000	WASHER, PLAIN, 10MM .....	2	2	2	2	2	2	2	2	2	2		
30	94201-16120	PIN, SPLIT, 1.6X12 .....	2	2	2	2	2	2	2	2	2	2		
31	94201-20180	PIN, SPLIT, 2.0X18 .....	2	2	2	2	2	2	2	2	2	2		
32	96211-08000	BALL, STEEL, #8(1/4) .....	2	2	2	2	2	2	2	2	2	2		

# F-31

# SIDE STAND



FR.

MKK3F3100

Ref. No.	L.O.N.	(Relative ref. Number) Description	F.R.T.
1	615195	SWITCH, SIDE STAND .....	1.0
2	410180	BAR, SIDE STAND .....	0.2
3		(4)	
	410182	SPRING, SIDE STAND .....	0.1

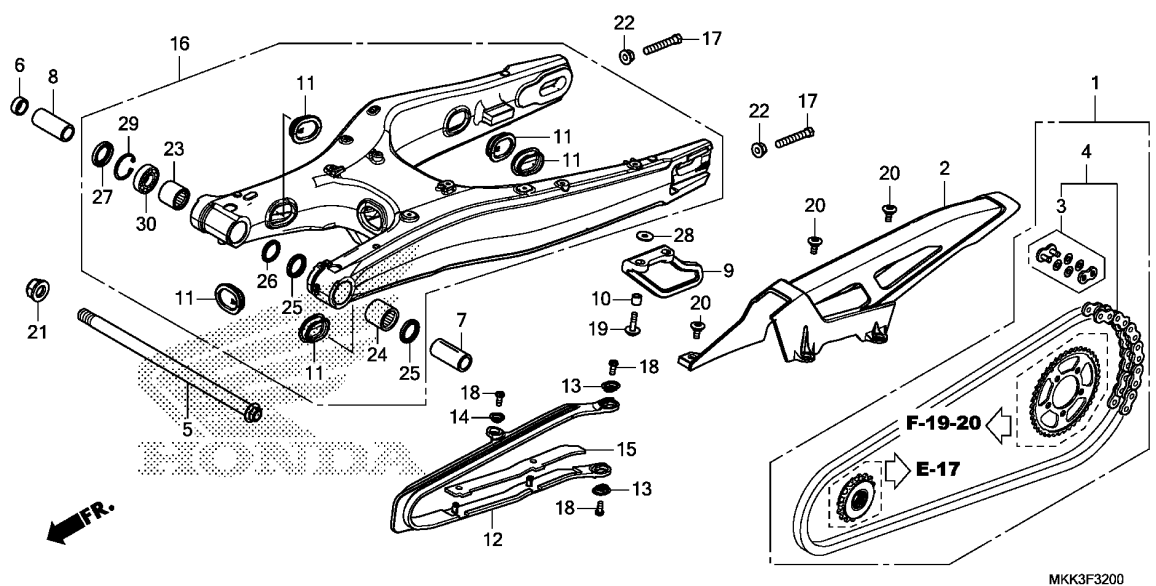
.NOTE: Same time for two units

Ref. No.	Part No.	Description	Reqd. QTY								Serial No.	Parts catalogue code
			A	A2	AL	AL2	D	D2	DL	DL2		
			J	J	J	J	J	J	J	J		
1	35700-MJP-G51	SWITCH ASSY., SIDE STAND .....	1	1	1	1	1	1	1	1	1	1
2	50530-MKK-D00	BAR, SIDE STAND .....	1	-	-	-	1	-	-	-	-	-
	50530-MKK-D20	BAR, SIDE STAND(HIGH) .....	-	1	-	-	-	-	1	-	-	-
	50530-MKK-J30	BAR, SIDE STAND(LOW) .....	-	-	1	1	-	-	-	1	1	
3	50531-GGK-000	SPRING ASSY., SIDE STAND .....	1	1	1	1	1	1	1	1	1	1
4	50542-KCM-620	SUB SPRING, SIDE STAND .....	1	1	1	1	1	1	1	1	1	1
5	50601-MJP-G50	COLLAR, SIDE STAND .....	1	1	1	1	1	1	1	1	1	1
6	90105-MJP-G50	BOLT, SIDE STAND PIVOT .....	1	1	1	1	1	1	1	1	1	1
7	90147-MCE-950	BOLT, SPECIAL, 6X16 .....	1	1	1	1	1	1	1	1	1	1
8	90203-MF9-710	NUT, SIDE STAND .....	1	1	1	1	1	1	1	1	1	1

3

# F-32

# SWINGARM



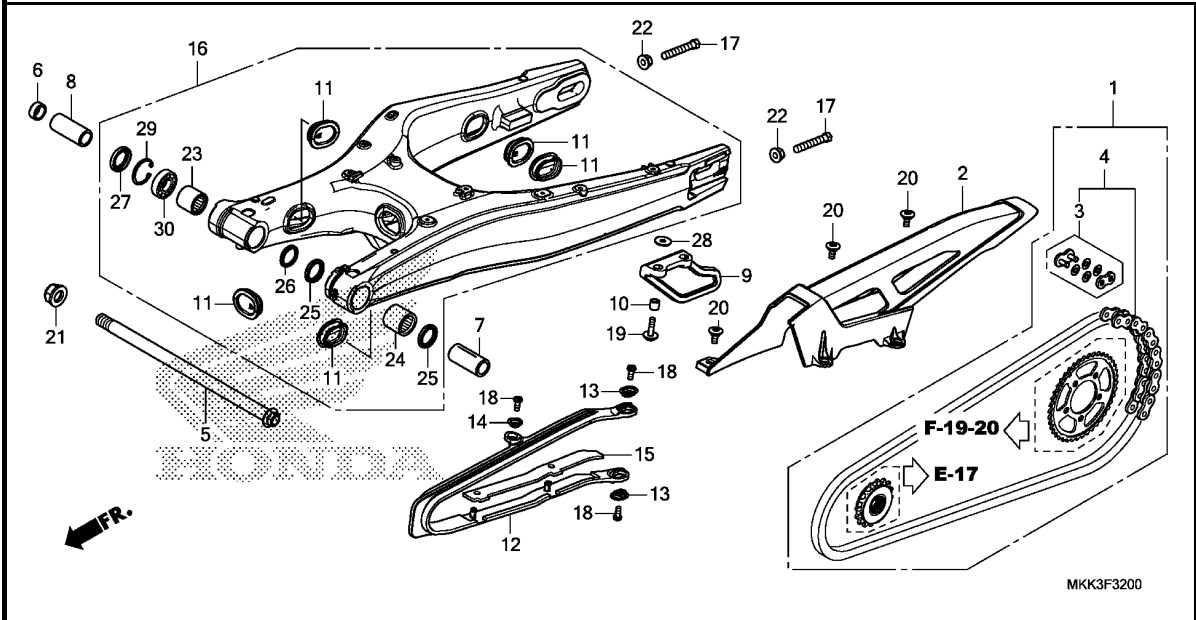
Ref. No.	L.O.N.	(Relative ref. Number) Description	F.R.T.
1	2131G4	CHAIN KIT, DRIVE .....	1.0
2	410195	CASE, DRIVE CHAIN .....	0.1
4	213165	CHAIN, DRIVE .....	0.5
9	4101J3	GUARD, CHAIN .....	0.1
12	4101E5	SLIDER, CHAIN .....	0.3
16	5121B0	SWINGARM ASSEMBLY .....	0.8
23		(30)	
	5121C9	BEARING, SWINGARM PIVOT :RIGHT	1.2
		.NOTE: Same time for two units	
24	5121C8	BEARING, SWINGARM PIVOT :LEFT	1.2
	5121D0	BEARING, SWINGARM PIVOT :BOTH	1.4

3

Ref. No.	Part No.	Description	Reqd. QTY								Serial No.	Parts catalogue code
			A	A2	AL	AL2	D	D2	DL	DL2		
			CRF1000									
			J	J	J	J	J	J	J	J		
1	06406-MJP-G50	CHAIN KIT, DRIVE(525-16&42T) (STANDARD LINK 124L)	1	1	-	-	1	1	-	-	-----	2ED,3ED,4ED,ED
2	40510-MJP-G50	CASE, DRIVE CHAIN .....	1	1	1	1	1	1	1	1		
3	40535-MJM-D01	JOINT SET, DRIVE CHAIN(DAIDO)	1	1	1	1	1	1	1	1		
4	40540-MJP-G51	CHAIN, DRIVE(DAIDO) (DID525HV3-130ZB)	1	1	1	1	1	1	1	1		
5	52101-MJP-G50	BOLT, SWINGARM PIVOT .....	1	1	1	1	1	1	1	1		
6	52141-MJP-G50	COLLAR A, PIVOT .....	1	1	1	1	1	1	1	1		
7	52142-MJP-G50	COLLAR, L. PIVOT DISTANCE ...	1	1	1	1	1	1	1	1		
8	52143-MJP-G50	COLLAR, R. PIVOT DISTANCE ...	1	1	1	1	1	1	1	1		
9	52156-MJP-G50	GUARD, CHAIN .....	1	1	1	1	1	1	1	1		
10	52157-MJP-G50	COLLAR, CHAIN GUARD .....	2	2	2	2	2	2	2	2		
11	52161-KZZ-900	CAP, RR. SWINGARM .....	5	5	5	5	5	5	5	5		
12	52170-MKK-D00	SLIDER, CHAIN .....	1	1	1	1	1	1	1	1		
13	52171-KR6-000	WASHER, CHAIN SLIDER .....	2	2	2	2	2	2	2	2		
14	52171-MAN-620	WASHER, CHAIN SLIDER .....	1	1	1	1	1	1	1	1		
15	52171-MKK-D00	RUBBER, CHAIN SLIDER .....	1	1	1	1	1	1	1	1		
16	52200-MJP-G50	SWINGARM SUB ASSY., RR. ....	1	-	1	-	1	-	1	-		
	52200-MKK-D20	.....	-	1	-	1	-	1	-	1		
17	90106-MCF-D00	BOLT, HEX., 8X50 .....	2	2	2	2	2	2	2	2		
18	90107-MJP-G50	SCREW, PAN, 5X12 .....	3	3	3	3	3	3	3	3		
19	90108-KSV-J00	BOLT-WASHER, 6X25 .....	2	2	2	2	2	2	2	2		
20	90114-MGE-D00	BOLT, SPECIAL, 6X15 .....	3	3	3	3	3	3	3	3		
21	90305-MCB-610	NUT, SPECIAL, U, 16MM .....	1	1	1	1	1	1	1	1		

# F-32

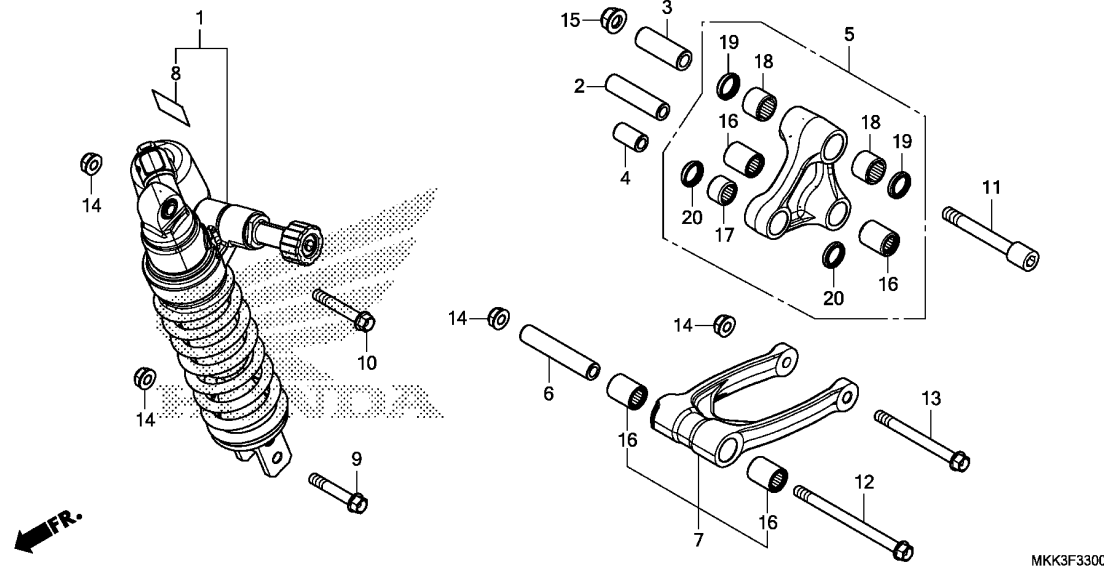
# SWINGARM



Ref. No.	Part No.	Description	Reqd. QTY								Serial No.	Parts catalogue code
			A	A2	AL	AL2	D	D2	DL	DL2		
			J	J	J	J	J	J	J	J		
22	90309-357-000	NUT, HEX., 8MM .....	2	2	2	2	2	2	2	2		
23	91063-MZ1-003	BEARING, NEEDLE, 24X31X28 ...	1	1	1	1	1	1	1	1		
24	91071-MT7-003	BEARING, NEEDLE(NTN) .....	1	1	1	1	1	1	1	1		
25	91202-MAL-601	DUST SEAL, 25X33X4 .....	2	2	2	2	2	2	2	2		
26	91203-GC8-003	OIL SEAL, 24X31X3.5 .....	1	1	1	1	1	1	1	1		
27	91214-MAL-601	DUST SEAL, 23X35X5 .....	1	1	1	1	1	1	1	1		
28	94103-06800	WASHER, PLAIN, 6MM .....	2	2	2	2	2	2	2	2		
29	94520-35000	CIRCLIP, INTERNAL, 35MM .....	1	1	1	1	1	1	1	1		
30	96100-60030-10	BEARING, RADIAL BALL, 6003 ..	1	1	1	1	1	1	1	1		

# F-33

# REAR CUSHION



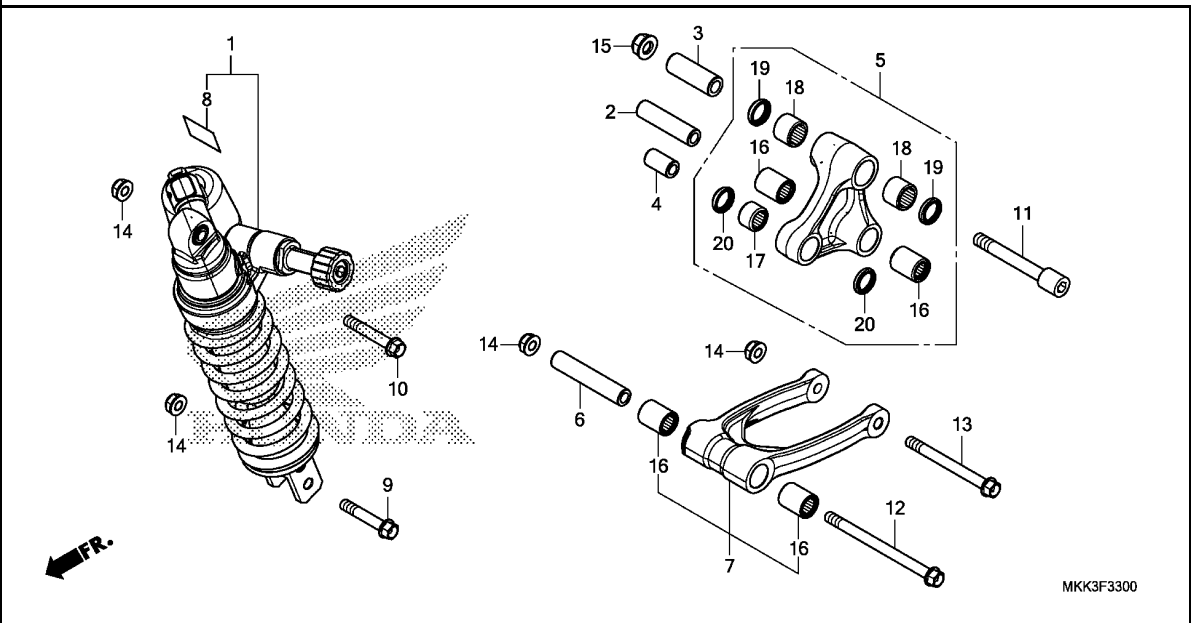
Ref. No.	L.O.N.	(Relative ref. Number) Description	F.R.T.
1	512115	CUSHION ASSY., REAR .....	0.4
5	512140	ARM, CUSHION .....	0.5
7	512145	ROD, CUSHION CONNECTING .....	0.5
16		(17,18)	
	5121D4	BEARING, CUSHION CONNECTING ROD .....	0.7
	5121D4A	.Replace 1 bearing add .....	0.2
	512146	BEARING, CUSHION ARM .....	0.9
	512146A	.Replace 1 bearing add .....	0.4
	5121D3	BEARING, CUSHION ARM :FOR 1 VEHICLE .....	2.5

3

Ref. No.	Part No.	Description	Reqd. QTY								Serial No.	Parts catalogue code
			A	A2	AL	AL2	D	D2	DL	DL2		
1	52400-MKK-DA1	CUSHION ASSY., RR. (SHOWA) ...	1	-	-	-	1	-	-	-	-	2ED,2FO,2GS,2U
	52400-MKK-KA1	.....	1	-	-	-	1	-	-	-	-	2K0
	52400-MKK-D01	.....	1	-	-	-	1	-	-	-	-	3ED,3FO,3GS,3U,ED,GS,U
	52400-MKK-KL1	.....	1	-	-	-	1	-	-	-	-	3K0
	52400-MKK-D21	.....	-	1	-	-	-	1	-	-	-	4ED,4GS,4U
	52400-MKK-T112B	*TYPE2*.....	-	-	1	-	-	-	1	-	-	2TH
	52400-MKK-3052B	*TYPE1*.....	-	-	1	-	-	-	1	-	-	3IN
	52400-MKK-MM12B	*TYPE1*.....	-	-	1	-	-	-	1	-	-	3MA
	52400-MKK-T112C	*TYPE1*.....	-	-	1	-	-	-	1	-	-	3TH,TH
	52400-MKK-MM12A	*TYPE3*.....	-	-	-	1	-	-	-	1	-	4MA
	52400-MKK-T112A	*TYPE3*.....	-	-	-	1	-	-	-	1	-	4TH
	52400-MKK-K71	.....	-	-	-	-	-	1	-	-	-	4K0
	52400-MKK-3052A	*TYPE3*.....	-	-	-	-	-	-	-	1	-	4IN
2	52462-MJP-G50	COLLAR B, CUSHION ARM .....	1	1	1	1	1	1	1	1	1	
3	52463-MJP-G50	COLLAR C, CUSHION ARM .....	1	1	1	1	1	1	1	1	1	
4	52464-MJP-G50	COLLAR D, CUSHION ARM .....	1	1	1	1	1	1	1	1	1	
5	52465-MKK-D00	ARM SUB ASSY., CUSHION .....	1	1	1	1	1	1	1	1	1	
6	52472-MJP-G50	COLLAR A, CUSHION CONNECTING ROD .....	1	1	1	1	1	1	1	1	1	
7	52475-MJP-G50	ROD SUB ASSY., CUSHION CONNECTING .....	1	1	1	1	1	1	1	1	1	
8	87516-MCA-G60	LABEL, RR. DAMPER (PICTOGRAPH) .....	1	1	-	-	1	1	-	-	-	2ED,2FO,2GS,2U,3ED,3FO,3GS,3U,4ED,4GS,4U,ED,GS,U
	87516-KFK-750	LABEL, RR. DAMPER (KOREAN) ...	1	-	-	-	1	1	-	-	-	2K0,3K0,4K0
	87516-MGS-T70	LABEL, RR. DAMPER (THAI) .....	-	-	1	1	-	-	1	1	-	2TH,3TH,4TH,TH
	87516-MBL-610	LABEL, RR. DAMPER .....	-	-	1	1	-	-	1	1	-	3MA,4MA
	87516-KZZ-L40	LABEL, RR. DAMPER (INDONESIAN) .....	-	-	1	-	-	-	1	1	-	3IN,4IN
9	90126-MJP-G50	BOLT, FLANGE, 10X57 .....	1	1	1	1	1	1	1	1	1	

# F-33

# REAR CUSHION

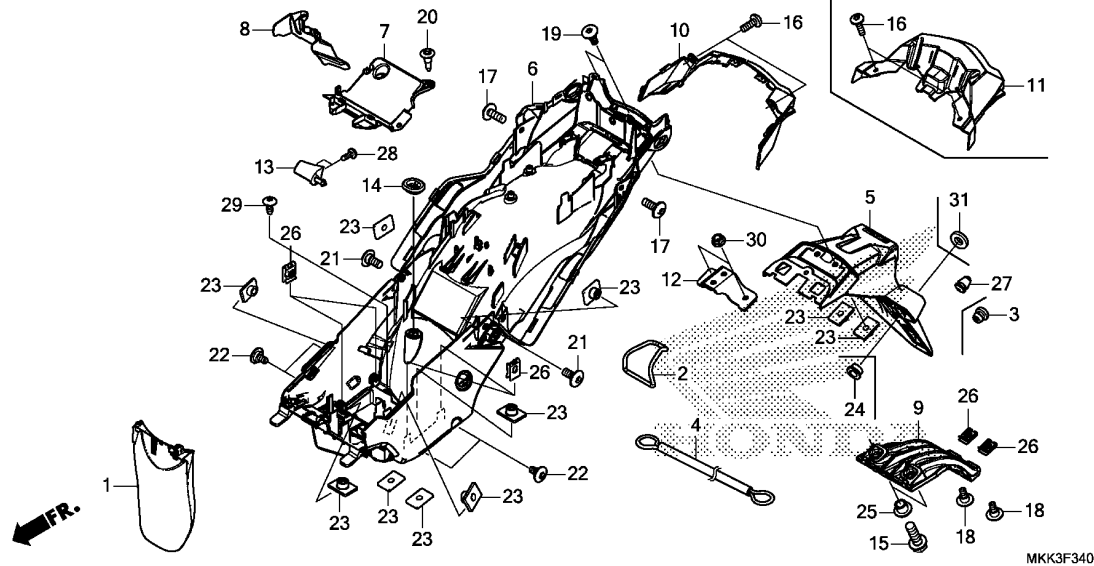


Ref. No.	Part No.	Description	Reqd. QTY								Serial No.	Parts catalogue code
			A	A2	AL	AL2	D	D2	DL	DL2		
			CRF1000									
			J	J	J	J	J	J	J	J		
10	90127-MJP-G50	BOLT, FLANGE, 10X62 .....	1	1	1	1	1	1	1	1		
11	90128-MJP-G50	BOLT, SOCKET, 12X91 .....	1	1	1	1	1	1	1	1		
12	90129-MJP-G50	BOLT, FLANGE, 10X139 .....	1	1	1	1	1	1	1	1		
13	90130-MJP-G50	BOLT, FLANGE, 10X106 .....	1	1	1	1	1	1	1	1		
14	90304-MCS-G01	NUT, U, FLANGE, 10MM .....	4	4	4	4	4	4	4	4		
15	90306-KTZ-D01	NUT, U, FLANGE, 12MM .....	1	1	1	1	1	1	1	1		
16	91052-MGS-D31	BEARING, NEEDLE, 17X24X30 ...	4	4	4	4	4	4	4	4		
17	91071-K64-N01	BEARING, NEEDLE, 17X24X17										
		(SCHAEFFLER)	1	1	1	1	1	1	1	1		
18	91071-KSP-901	BEARING, NEEDLE, 20X26X20 ...	2	2	2	2	2	2	2	2		
19	91254-KS6-003	DUST SEAL, 20X26X4.5(ARAI) ..	2	2	2	2	2	2	2	2		
20	91262-KV3-831	DUST SEAL, 17X24X5(ARAI) .....	2	2	2	2	2	2	2	2		



# F-34

# REAR FENDER



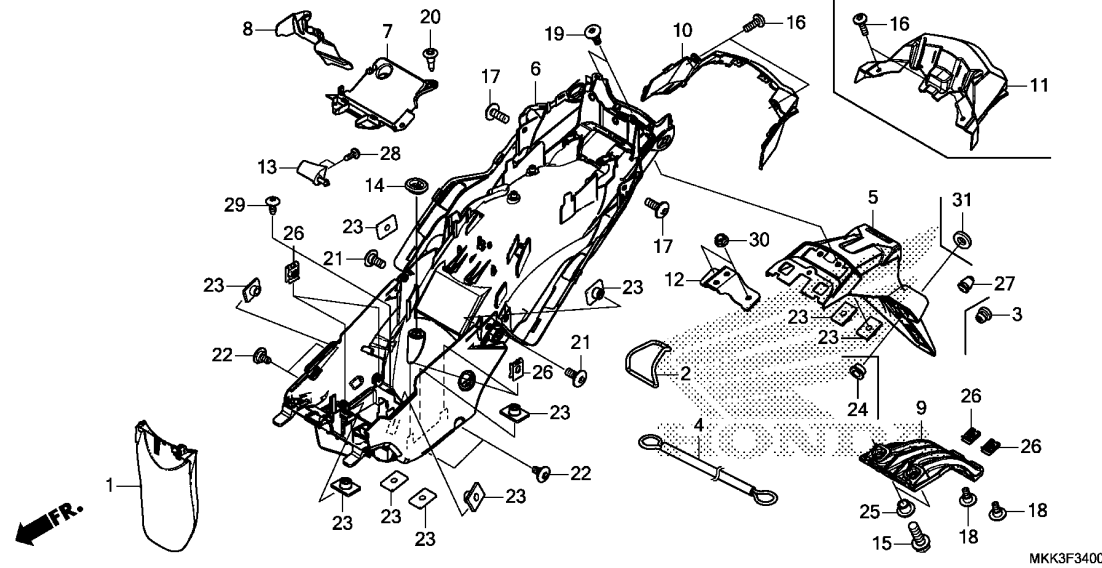
Ref. No.	L.O.N.	(Relative ref. Number) Description	F.R.T.
1	4131G4	MUDGUARD :REAR .....	0.2
5	4131O5	FENDER A, REAR .....	0.7
6	4131I0	FENDER B, REAR .....	2.5
7	4131S3	TRAY, REAR .....	0.2
9	4131LD	COVER, REAR FENDER .....	0.7
10		(11)	
	4111K7	COWL, REAR CENTER .....	0.4

3

Ref. No.	Part No.	Description	Reqd. QTY								Serial No.	Parts catalogue code
			A	A2	AL	AL2	D	D2	DL	DL2		
			CRF1000									
			J	J	J	J	J	J	J	J		
1	17218-MJP-G50	MUDGUARD .....	1	1	1	1	1	1	1	1		
2	50291-MCW-D00	BAND B, TOOL .....	1	1	1	1	1	1	1	1		
3	53125-174-670	PLUG, HANDLE UNDER COVER .....	1	-	-	-	1	1	-	-	-----	2F0,2K0,3F0,3K0,4K0
4	77236-KAZ-780	WIRE, HELMET SET .....	1	1	1	1	1	1	1	1		
5	80100-MKK-D00ZA	FENDER SET A, RR.(WL)										
		*TYPE1*.....	1	1	1	1	1	1	1	1	-----	2ED,2GS,2K0,2TH,2U,3ED,3GS,3IN,3K0,3MA,3TH,3U
											-----	4ED,4GS,4IN,4K0,4MA,4TH,4U,ED,GS,TH,U
	80100-MKK-HB0ZA	*TYPE1*.....	1	-	-	-	-	-	-	-	-----	2F0,3F0
6	80105-MKK-D00	FENDER B, RR. ....	1	-	1	-	1	-	1	-		
	80105-MKK-D20	.....	-	1	-	1	-	1	-	1		
7	80106-MKK-D00	TRAY, ETC .....	1	1	1	1	1	1	1	1		
8	80107-MKK-D00	COVER, SEAT LOCK .....	1	1	1	1	1	1	1	1		
9	80120-MKK-D00	COVER, RR. FENDER .....	1	1	1	1	1	1	1	1		
10	80137-MKK-D00	COWL, RR. CENTER .....	1	-	1	-	1	-	1	-		
11	80137-MKK-D20	COWL, RR. CENTER .....	-	1	-	1	-	1	-	1		
12	80140-MKK-D00	BRACKET, FENDER COVER .....	1	1	1	1	1	1	1	1		
13	80143-MKK-D00	BOSS, GROMMET .....	1	1	1	1	1	1	1	1		
14	83551-GE2-000	GROMMET, AIR CLEANER CASE ...	1	1	1	1	1	1	1	1		
15	90035-GHB-680	BOLT, FLANGE, 8X25 .....	2	2	2	2	2	2	2	2		
16	90103-MGH-H20	SCREW, PAN, 5X20 .....	2	2	2	2	2	2	2	2		
17	90106-MBL-610	SCREW, SPECIAL, 6MM .....	2	2	2	2	2	2	2	2		
18	90113-MGP-D00	SCREW, SPECIAL, 5X14 .....	2	2	2	2	2	2	2	2		
19	90116-MEW-920	BOLT, SPECIAL, 6X8 .....	2	2	2	2	2	2	2	2		
20	90116-SP0-003	CLIP, BUMPER SEAL .....	1	1	1	1	1	1	1	1		
21	90117-MFL-D20	SCREW, PAN, 6X14 .....	2	2	2	2	2	2	2	2		

# F-34

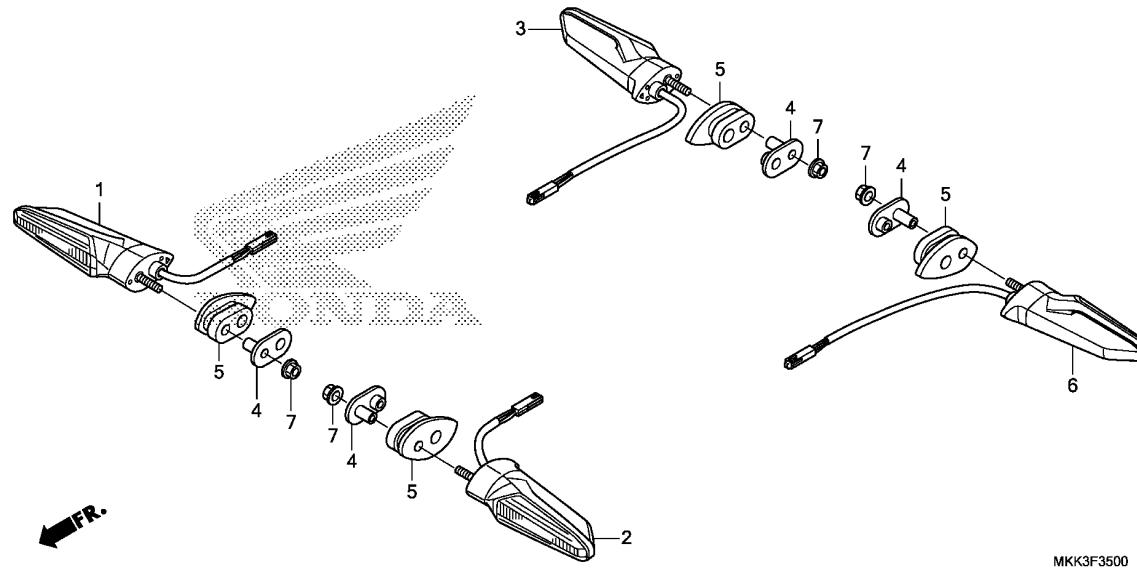
# REAR FENDER



Ref. No.	Part No.	Description	Reqd. QTY								Serial No.	Parts catalogue code
			A	A2	AL	AL2	D	D2	DL	DL2		
			CRF1000									
			J	J	J	J	J	J	J	J		
22	90122-MJK-N20	SCREW, SPECIAL, 5X11 .....	4	4	4	4	4	4	4	4		
23	90303-HA0-680	NUT, SPECIAL, 6X7 .....	6	10	6	10	6	10	6	10		
24	90402-GB0-900	WASHER, NUMBER BRACKET SETTING	2	-	-	-	-	-	-	-	-----	----- 2F0,3F0
25	90450-KG8-000	COLLAR, 8MM .....	2	2	2	2	2	2	2	2		
26	90677-KAN-961	NUT, CLIP, 5MM .....	6	6	6	6	6	6	6	6		
27	90899-422-610	PLUG, CONE TYPE .....	1	1	1	1	1	1	1	1	-----	----- 2ED,2GS,2TH,2U,3ED,3GS,3IN,3MA,3TH,3U,4ED,4GS,4IN,4MA,4TH,4U,ED,GS,TH,U
28	93903-24380	SCREW, TAPPING, 4X12 .....	2	2	2	2	2	2	2	2		
29	93903-25280	SCREW, TAPPING, 5X12 .....	1	1	1	1	1	1	1	1		
30	94050-08080	NUT, FLANGE, 8MM .....	2	2	2	2	2	2	2	2		
31	94103-06800	WASHER, PLAIN, 6MM .....	2	-	-	-	-	-	-	-	-----	----- 2F0,3F0

# F-35

# WINKER



Ref. No.	L.O.N.	(Relative ref. Number) Description	F.R.T.
1		(5)	
6161C4		WINKER :RIGHT FRONT .....	0.8
6161Y1		WINKER(A) :RIGHT FRONT .....	0.9
		.NOTE: Adventure sports model	
2		(5)	
6161C3		WINKER :LEFT FRONT .....	0.8
6161Y2		WINKER(A) :LEFT FRONT .....	0.9
		.NOTE: Adventure sports model	
6161C5		WINKER :BOTH FRONT .....	1.0
6161Y3		WINKER(A) :BOTH FRONT .....	1.1
		.NOTE: Adventure sports model	
3		(5)	
6161C7		WINKER :RIGHT REAR .....	0.5
6		(5)	
6161C6		WINKER :LEFT REAR .....	0.5
6161C8		WINKER :BOTH REAR .....	0.6

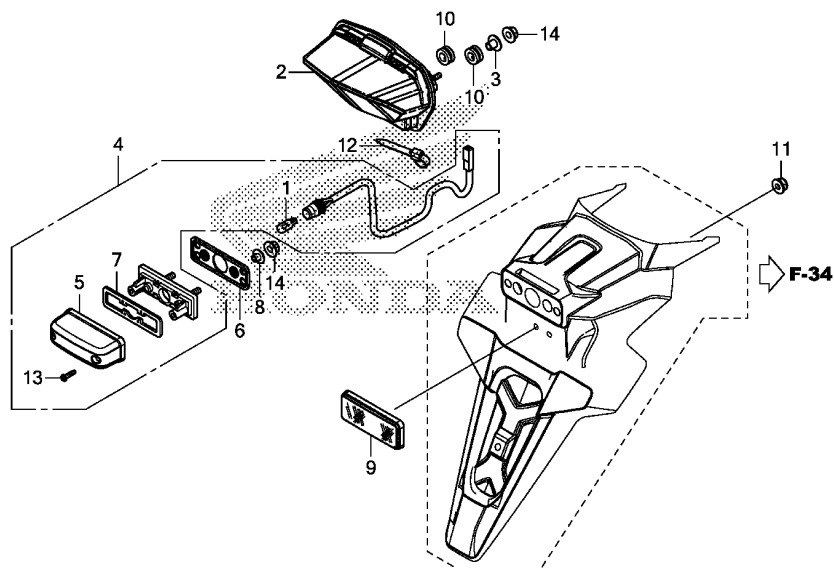
MKK3F3500

3

Ref. No.	Part No.	Description	Reqd. QTY								Serial No.	Parts catalogue code	
			A	A2	AL	AL2	D	D2	DL	DL2			
			CRF1000										
			J	J	J	J	J	J	J	J	J		
1	33400-MJP-G62	WINKER ASSY., R. FR. ....	1	1	1	1	1	1	1	1	1		
2	33450-MJP-G62	WINKER ASSY., L. FR. ....	1	1	1	1	1	1	1	1	1		
3	33600-MJP-G62	WINKER ASSY., R. RR. ....	1	1	1	1	1	1	1	1	1		
4	33611-MEE-D00	COLLAR, WINKER .....	4	4	4	4	4	4	4	4	4		
5	33612-MEE-D00	RUBBER, WINKER MOUNTING .....	4	4	4	4	4	4	4	4	4		
6	33650-MJP-G62	WINKER ASSY., L. RR. ....	1	1	1	1	1	1	1	1	1		
7	94050-06070	NUT, FLANGE, 6MM .....	4	4	4	4	4	4	4	4	4		

# F-36

# TAILLIGHT/LICENSE LIGHT



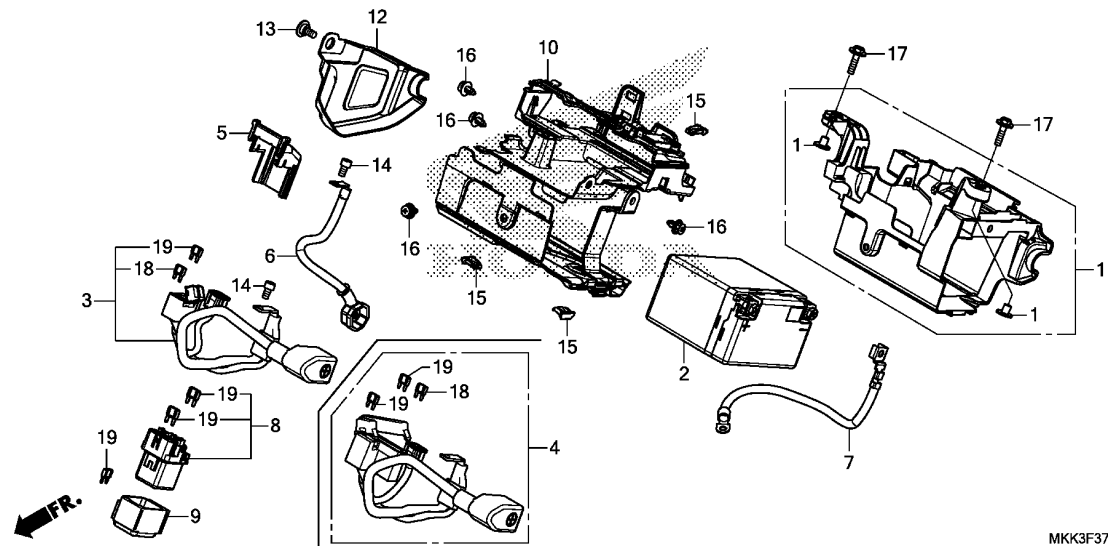
Ref. No.	L.O.N.	(Relative ref. Number) Description	F.R.T.
1		(5,7)	
1	6161F3	BULB, LICENSE LIGHT .....	0.1
2	6161D5	TAILLIGHT UNIT .....	0.5
4	6161D8	LIGHT, LICENSE .....	0.8

Ref. No.	Part No.	Description	Reqd. QTY								Serial No.	Parts catalogue code	
			A	A2	AL	AL2	D	D2	DL	DL2			
			CRF1000										
			J	J	J	J	J	J	J	J	J		
1	33301-SA0-741	BULB(12V 5W)(STANLEY) .....	1	1	1	1	1	1	1	1	1		
2	33701-MJP-G52	TAILLIGHT UNIT .....	1	1	1	1	1	1	1	1	1		
3	33705-MKK-D00	COLLAR, TAILLIGHT .....	2	2	2	2	2	2	2	2	2		
4	33720-MFA-D01	LIGHT ASSY., LICENSE(12V 5W) .....	1	1	1	1	1	1	1	1	1		
5	33721-GET-671	COVER COMP., LICENSE .....	1	1	1	1	1	1	1	1	1		
6	33728-MFL-000	RUBBER, LICENSE LIGHT .....	1	1	1	1	1	1	1	1	1		
7	33729-MCZ-003	PACKING, LENS .....	1	1	1	1	1	1	1	1	1		
8	33731-MJO-940	COLLAR, REGULATOR MOUNTING ..	2	2	2	2	2	2	2	2	2		
9	33741-MS6-921	REFLECTOR, REFLEX(STANLEY) ..	1	1	1	1	1	1	1	1	1		
10	80101-310-000	RUBBER, RR. FENDER CUSHION ..	3	3	3	3	3	3	3	3	3		
11	90301-MG8-000	NUT, FLANGE, 5MM(FUSE RASHI) ..	1	1	1	1	1	1	1	1	1		
12	90650-KV6-003	BAND, WIRE, 95MM .....	1	1	1	1	1	1	1	1	1		
13	93901-24480	SCREW, TAPPING, 4X16 .....	2	2	2	2	2	2	2	2	2		
14	94050-05000	NUT, FLANGE, 5MM .....	4	4	4	4	4	4	4	4	4		



# F-37

# BATTERY



Ref. No.	L.O.N.	(Relative ref. Number) Description	F.R.T.
2	610100	BATTERY .....	0.2
6		(3,4)	
6	612115	CABLE, STARTER MOTOR .....	1.8
7	610110	CABLE, NEGATIVE BATTERY .....	1.9
8	615113	SWITCH, STARTER MAGNETIC .....	0.2
10		(11)	
	410185	BOX, BATTERY .....	1.8
12	6101A1	COVER, BATTERY .....	0.1

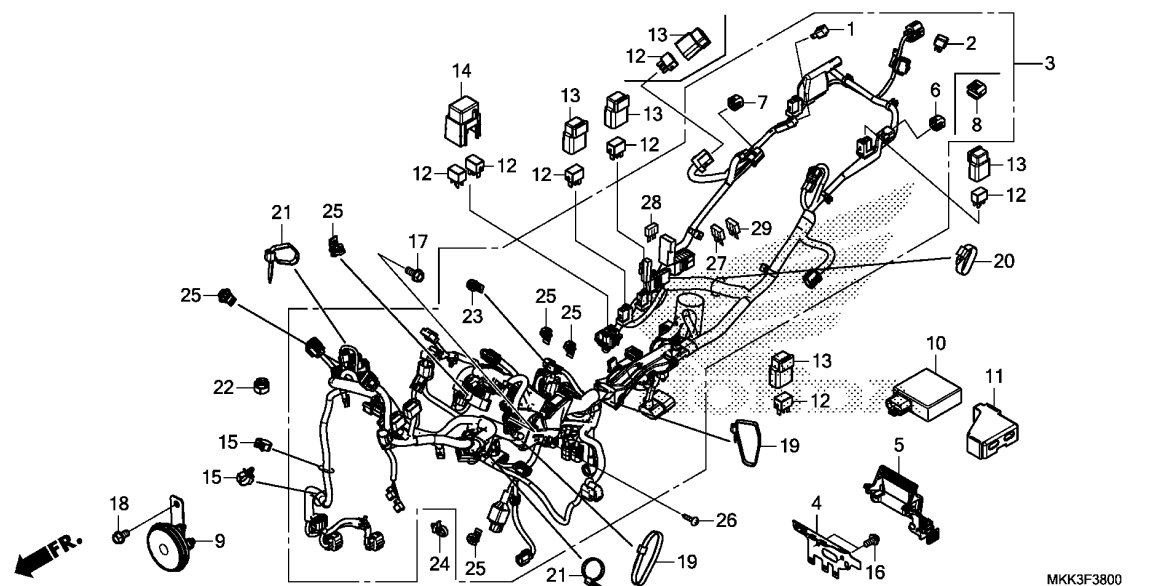
MKK3F3700

3

Ref. No.	Part No.	Description	Reqd. QTY								Serial No.	Parts catalogue code	
			A	A2	AL	AL2	D	D2	DL	DL2			
			CRF1000										
			J	J	J	J	J	J	J	J	J		
1	18357-KA4-710	COLLAR, SILENCER .....	2	2	2	2	2	2	2	2	2		
2	31500-MKK-D02	BATTERY(HY110)(ELIYIY POWER) .....	1	1	1	1	1	1	1	1	1		
3	32401-MKK-D00	CABLE, STARTER BATTERY .....	1	1	1	1	-	-	-	-	-		
4	32401-MKK-D50	CABLE, STARTER BATTERY .....	-	-	-	-	1	1	1	1	1		
5	32406-MKK-D01	COVER, STARTER MAGNETIC SWITCH .....	1	1	1	1	1	1	1	1	1		
6	32410-MJP-G50	CABLE, STARTER .....	1	1	1	1	1	1	1	1	1		
7	32601-MKK-D00	CABLE, BATTERY EARTH .....	1	1	1	1	1	1	1	1	1		
8	35850-MFL-D00	SWITCH ASSY., STARTER MAGNETIC .....	1	1	1	1	1	1	1	1	1		
9	35856-MJP-G51	RUBBER, SHOCK .....	1	1	1	1	1	1	1	1	1		
10	80121-MKK-D00	BOX, BATTERY UPPER .....	1	1	1	1	1	1	1	1	1		
11	80122-MKK-D00	BOX ASSY., BATTERY BOTTOM .....	1	1	1	1	1	1	1	1	1		
12	80123-MKK-D00	COVER, BATTERY BOX .....	1	1	1	1	1	1	1	1	1		
13	90111-K87-A00	SCREW, SPECIAL, 6X14 .....	1	1	1	1	1	1	1	1	1		
14	90111-MR5-000	BOLT, SOCKET, 5X9 .....	2	2	2	2	2	2	2	2	2		
15	90651-K14-A31	CLIP, SLIDE .....	3	3	3	3	3	3	3	3	3		
16	90683-MBW-003	CLIP, BODY .....	4	4	4	4	4	4	4	4	4		
17	93404-06020-08	BOLT-WASHER, 6X20 .....	2	2	2	2	2	2	2	2	2		
18	98200-41500	FUSE, MINI(15A) .....	1	1	1	1	1	1	1	1	1		
19	98200-43000	FUSE, MINI(30A) .....	4	4	4	4	5	5	5	5	5		

# F-38

# WIRE HARNESS



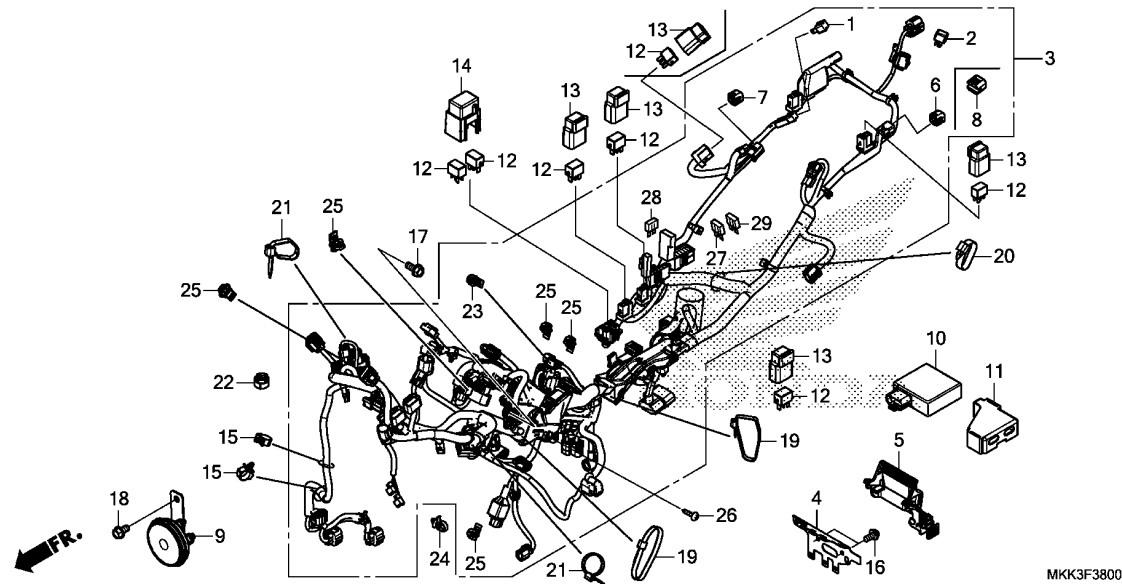
Ref. No.	L.O.N.	(Relative ref. Number) Description	F.R.T.
1	613140	RESISTOR(FRAME OR ENGINE) ....	0.2
2	6131B3	RECTIFIER, SILICON .....	0.2
3	611100	HARNESS, WIRE .....	3.5
9	616169	HORN .....	0.2
10	6111C3	RELAY, WINKER .....	2.6
12	6111C5	RELAY, STARTER .....	0.3
	6111B6	RELAY, ENGINE STOP .....	0.8
	6111Y6	RELAY, ENGINE STOP(A) .....	0.9
		.NOTE: Adventure sports model	
	6111D9	RELAY, FAN CONTROL .....	0.2
	6111G1	RELAY, FUEL PUMP .....	0.8
	6111Y7	RELAY, FUEL PUMP(A) .....	0.9
		.NOTE: Adventure sports model	
	6111S4	RELAY, TBW .....	0.8
	6111Y8	RELAY, TBW(A) .....	0.9
		.NOTE: Adventure sports model	
	6111W4	RELAY, FI .....	0.8
	6111Y9	RELAY, FI(A) .....	0.9
		.NOTE: Adventure sports model	
	6111D8	RELAY, HEADLIGHT .....	0.8
	6111Z0	RELAY, HEADLIGHT(A) .....	0.9
		.NOTE: Adventure sports model	
	6111E5	RELAY, HEADLIGHT :LOW BEAM ...	0.2

Ref. No.	Part No.	Description	Reqd. QTY								Serial No.	Parts catalogue code
			A	A2	AL	AL2	D	D2	DL	DL2		
1	31700-GFZ-J01	RESISTOR COMP. ....	1	1	1	1	-	-	-	-	-	-
2	31700-MM8-610	RECTIFIER COMP., SILICON .....	1	1	1	1	-	-	-	-	-	-
3	32100-MKK-D00	HARNESS, WIRE .....	1	-	1	-	-	-	-	-	-	2ED,2KO,2TH,3ED,3KO,3MA,3TH,ED,TH
	32100-MKK-F00	.....	1	-	-	-	-	-	-	-	-	2FO,3FO
	32100-MKK-U00	.....	1	-	-	-	-	-	-	-	-	2GS,2U,3GS,3U,GS,U
	32100-MKK-D20	.....	-	1	-	1	-	-	-	-	-	4ED,4MA,4TH
	32100-MKK-U20	.....	-	1	-	-	-	-	-	-	-	4GS,4U
	32100-MKK-N10	.....	-	-	1	-	-	-	-	-	-	3IN
	32100-MKK-D50	.....	-	-	-	-	1	-	1	-	-	2ED,2KO,2TH,3ED,3KO,3MA,3TH,ED,TH
	32100-MKK-U50	.....	-	-	-	-	1	-	-	-	-	2GS,2U,3GS,3U,GS,U
	32100-MKK-D70	.....	-	-	-	-	-	1	-	1	-	4ED,4KO,4MA,4TH
	32100-MKK-U70	.....	-	-	-	-	-	1	-	-	-	4GS,4U
	32100-MKK-N60	.....	-	-	-	-	-	-	1	-	-	3IN
	32100-MKK-N80	.....	-	-	-	-	-	-	-	1	-	4IN
4	32155-MKK-D00	STAY, HARNESS CLIP .....	1	1	1	1	-	-	-	-	-	-
	32155-MJP-G50	.....	-	-	-	-	1	1	1	1	-	-
5	32159-MJP-G50	COVER, COUPLER .....	1	1	1	1	1	1	1	1	1	-
6	32605-GEV-761	CAP, DUMMY(WPC 4P 090 M) (NATURAL)	-	-	1	-	-	-	1	1	-	3IN,4IN
7	32606-GEV-761	CAP, DUMMY(4P) (RED) .....	1	1	1	1	1	1	1	1	1	-
8	32606-MEL-D01	CAP, DUMMY(6P) (NATURAL) .....	1	1	1	1	1	1	1	1	1	2ED,2FO,2GS,2KO,2TH,2U,3ED,3FO,3GS,3KO,3MA,3TH,3U,4ED,4GS,4KO,4MA,4TH,4U,ED,GS,TH,U
9	38110-KCR-J01	HORN COMP.(HIGH) .....	1	1	1	1	1	1	1	1	1	-
10	38301-MKK-D01	RELAY COMP., WINKER(LED) ....	1	1	1	1	1	1	1	1	1	2ED,2FO,2GS,2TH,2U,3ED,3FO,3GS,3IN,3MA,3TH,3U,4ED,4GS,4IN,4MA,4TH,4U,ED,GS,TH,U
	38301-MKK-F01	.....	1	-	-	-	1	1	-	-	-	2KO,3KO,4KO
11	38306-MGH-640	CUSHION, WINKER RELAY .....	1	1	1	1	1	1	1	1	1	-



# F-38

# WIRE HARNESS

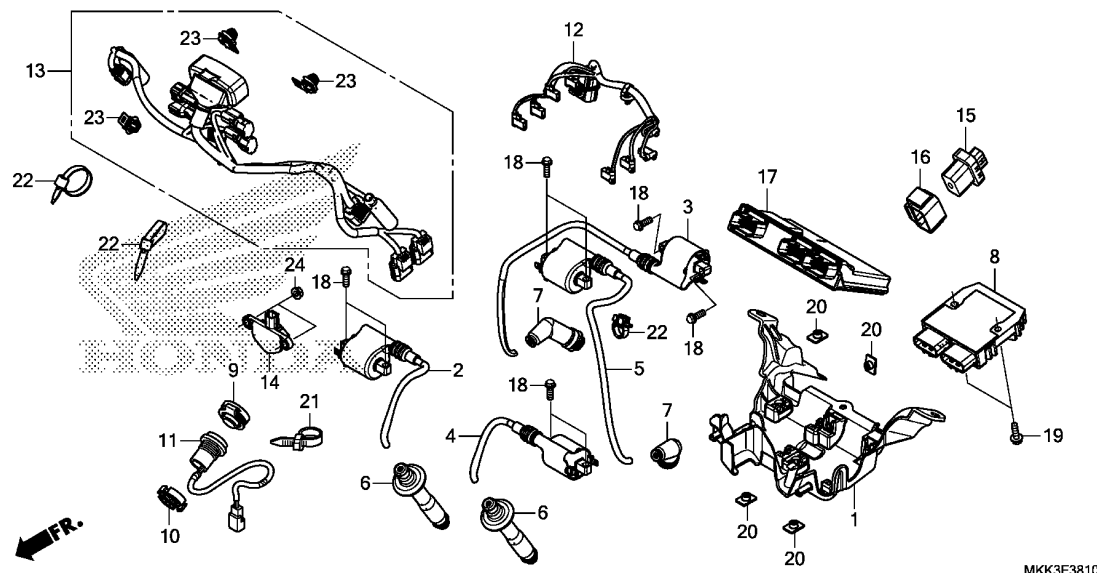


MKK3F3800

Ref. No.	Part No.	Description	Reqd. QTY								Serial No.	Parts catalogue code	
			A	A2	AL	CRF1000		D	DL	DL2			
			J	J	J	AL2	J	J	J	J	J		
12	38501-KWN-901	RELAY COMP., POWER (MICRO ISO 4P)(OMRON)	6	6	6	6	7	7	7	7			
13	38506-KVS-600	SUSPENSION, POWER RELAY .....	4	4	4	4	5	5	5	5			
14	38506-KZZ-900	COVER, RELAY(2P) .....	1	1	1	1	1	1	1	1			
15	53781-SEO-952	CLIP, RETURN HOSE .....	-	-	-	-	2	2	2	2			
16	90025-GHB-620	BOLT, FLANGE, 6X12 .....	2	2	2	2	2	2	2	2			
17	90030-GHB-630	BOLT, FLANGE, 6X14 .....	1	1	1	1	1	1	1	1			
18	90036-GHB-630	BOLT, FLANGE, 8X14 .....	1	1	1	1	1	1	1	1			
19	90620-SB2-003	BAND, WIRE HARNESS .....	2	2	2	2	2	2	2	2			
20	90650-KV6-003	BAND, WIRE, 95MM .....	1	1	1	1	1	1	1	1			
21	90652-KT1-771	BAND, WIRE(BLACK) .....	2	2	2	2	2	2	2	2			
22	90683-KJ2-003	CLIP, WIRE HARNESS .....	-	-	-	-	1	1	1	1			
23	91535-TA0-003	CLIP, COUPLER(DARK BROWN) ...	1	1	1	1	1	1	1	1			
24	91541-S0A-003	CLIP, HARNESS BAND(BLACK) (145MM)	1	1	1	1	1	1	1	1			
25	91565-SEL-003	CLIP, COUPLER(BLACK) .....	5	5	5	5	5	5	5	5			
26	93913-25280	SCREW, TAPPING, 5X12(P0) ....	1	1	1	1	1	1	1	1			
27	98200-41000	FUSE, MINI(10A) .....	7	7	7	7	8	8	8	8			
28	98200-41500	FUSE, MINI(15A) .....	1	1	1	1	1	1	1	1			
29	98200-42000	FUSE, MINI(20A) .....	3	3	3	3	3	3	3	3			

# F-38-10

# SUB HARNESS/IGNITION COIL



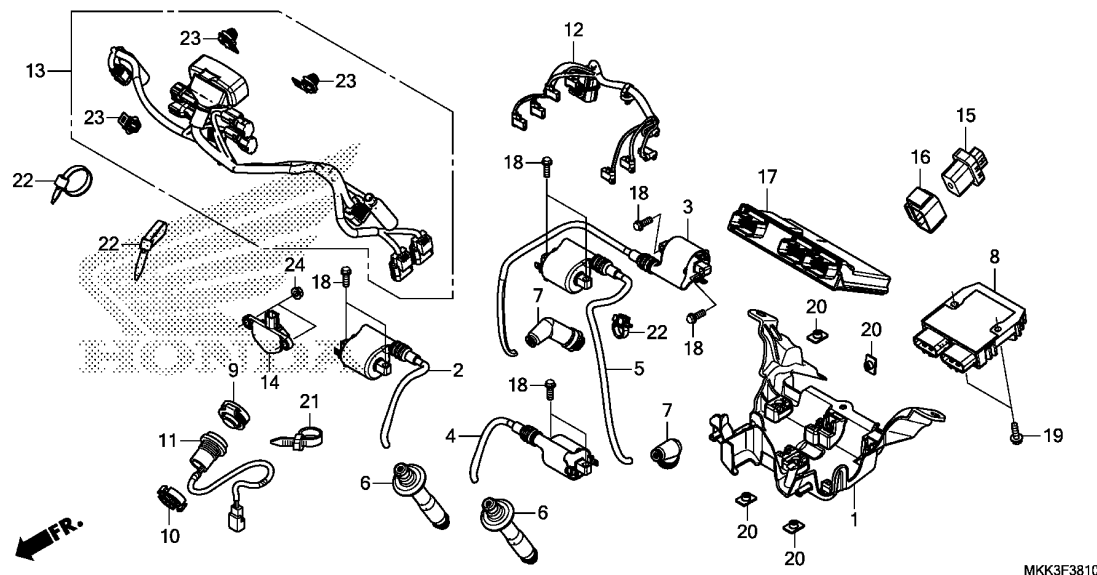
Ref. No.	L.O.N.	(Relative ref. Number) Description	F.R.T.
1	6141C2	STAY, IGNITION COIL .....	2.4
2	(3,4,5)		
	6141C8	COIL, IGNITION :LEFT .....	2.3
	6141C8B	.Replace 1 ignition coil add ..	0.4
	6141C9	COIL, IGNITION :RIGHT .....	2.3
	6141C9B	.Replace 1 ignition coil add ..	0.4
	6141A5	COIL, IGNITION :FOR 1 VEHICLE (7)	3.3
6	6141E6	CAP, NOISE SUPPRESSOR :LEFT ..	2.0
	6141E6A	.Replace 1 noise suppressor cap add .....	0.1
	6141E7	CAP, NOISE SUPPRESSOR :RIGHT ..	2.0
	6141E7A	.Replace 1 noise suppressor cap add .....	0.1
	6141E4	CAP, NOISE SUPPRESSOR :FOR 1 VEHICLE .....	2.3
8	6131B2	RECTIFIER, REGULATE .....	0.3
11	8121A0	SOCKET, ACCESSORY .....	0.9
12	611150	SUB-HARNESS, INJECTOR AND IGNITION COIL .....	2.5
13	6111D7	SUB HARNESS, FRONT .....	1.0
14	617125	SENSOR, BANK ANGLE .....	0.8
	6171E0	SENSOR, BANK ANGLE(A) .....	0.9
		.NOTE: Adventure sports model	
15	6181D2	CONTROL UNIT, GRIP HEATER ....	0.4

Ref. No.	Part No.	Description	Reqd. QTY								Serial No.	Parts catalogue code
			A	A2	AL	AL2	D	D2	DL	DL2		
			J	J	J	J	J	J	J	J		
1	19125-MKK-D00	TRAY, IGNITION COIL .....	1	1	1	1	1	1	1	1		
2	30510-MKK-D01	COIL COMP., IGNITION(TOP-1) ..	1	1	1	1	1	1	1	1		
3	30520-MKK-D01	COIL COMP., IGNITION(SIDE-2) ..	1	1	1	1	1	1	1	1		
4	30530-MKK-D01	COIL COMP., IGNITION(TOP-2) ..	1	1	1	1	1	1	1	1		
5	30540-MKK-D01	COIL COMP., IGNITION(SIDE-1) ..	1	1	1	1	1	1	1	1		
6	30700-HL4-A01	CAP ASSY., NOISE SUPPRESSOR ..	2	2	2	2	2	2	2	2		
7	30701-MJP-G51	CAP ASSY., NOISE SUPPRESSOR ..	2	2	2	2	2	2	2	2		
8	31600-MGZ-J01	RECTIFIER ASSY., REGULATOR ..	1	1	1	1	1	1	1	1		
9	31651-MJP-B61	CAP .....	-	1	-	1	-	1	-	1		
10	31652-MGH-H21	NUT, RING .....	-	1	-	1	-	1	-	1		
11	31653-MKK-D21	BODY COMP., ACCESSORY .....	-	1	-	1	-	1	-	1		
12	32102-MKK-D00	SUB HARNESS, IGNITION .....	1	1	1	1	1	1	1	1		
13	32103-MKK-D00	HARNESS, FR. SUB WIRE .....	1	1	1	1	-	-	-	-		
	32103-MKK-D50	.....	-	-	-	-	1	1	1	1		
14	35160-MGS-D31	SENSOR ASSY., BANK ANGLE .....	1	1	1	1	1	1	1	1		
15	35530-MJP-G53	CONTROLLER ASSY., GRIP HEATER ..	-	1	-	1	-	1	-	1		
16	35535-MJN-D11	SUSPENTION, GRIP HEATER CONTROLLER	-	1	-	1	-	1	-	1		
17	38770-MKK-D02	PGM-FI UNIT .....	1	1	1	1	-	-	-	-	2ED,2KO,3ED,3KO,3MA,4ED,4MA,ED	
	38770-MKK-U02	.....	1	1	-	-	-	-	-	-	2GS,2U,3GS,3U,4GS,4U,GS,U	
	38770-MKK-H12	.....	1	-	-	-	-	-	-	-	2FO,3FO	
	38770-MKK-T12	.....	-	-	1	1	-	-	-	-	2TH,3TH,4TH,TH	
	38770-MKK-N12	.....	-	-	1	-	-	-	-	-	3IN	
	38770-MKK-D52	.....	-	-	-	-	1	1	1	1	2ED,2KO,3ED,3KO,3MA,4ED,4KO,4MA,ED	
	38770-MKK-U52	.....	-	-	-	-	1	1	-	-	2GS,2U,3GS,3U,4GS,4U,GS,U	
	38770-MKK-T62	.....	-	-	-	-	-	-	1	1	2TH,3TH,4TH,TH	



# F-38-10

# SUB HARNESS/IGNITION COIL



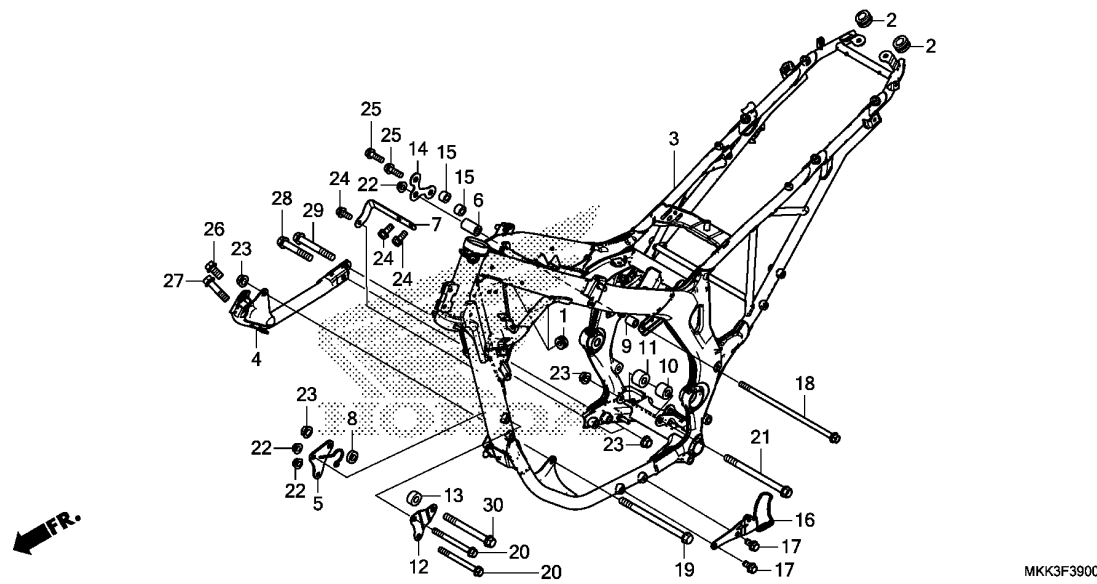
Ref. No.	L.O.N.	(Relative ref. Number) Description	F.R.T.
17	618135	ENGINE CONTROL MODULE(ECM) ...	1.0
	6181C6	POWER CONTROL MODULE(PCM) ....	1.1

3

Ref. No.	Part No.	Description	Reqd. QTY								Serial No.	Parts catalogue code
			A	A2	AL	CRF1000		DL	DL2			
			J	J	J	AL2	D	D2	J	J		
17)	38770-MKK-N62	PGM-FI UNIT .....	-	-	-	-	-	-	-	1	1	----- 3IN,4IN
18	90020-GHB-660	BOLT, FLANGE, 6X20 .....	8	8	8	8	8	8	8	8	8	
19	90030-GHB-660	BOLT, FLANGE, 6X20 .....	2	2	2	2	2	2	2	2	2	
20	90303-HA0-680	NUT, SPECIAL, 6X7 .....	8	8	8	8	8	8	8	8	8	
21	90650-KV6-003	BAND, WIRE, 95MM .....	-	1	-	1	-	1	-	1		
22	90652-KT1-771	BAND, WIRE(BLACK) .....	3	3	3	3	3	3	3	3	3	
23	91565-SEL-003	CLIP, COUPLER(BLACK) .....	3	3	3	3	3	3	3	3	3	
24	94050-06080	NUT, FLANGE, 6MM .....	2	2	2	2	2	2	2	2	2	

# F-39

# FRAME BODY



MKK3F3900

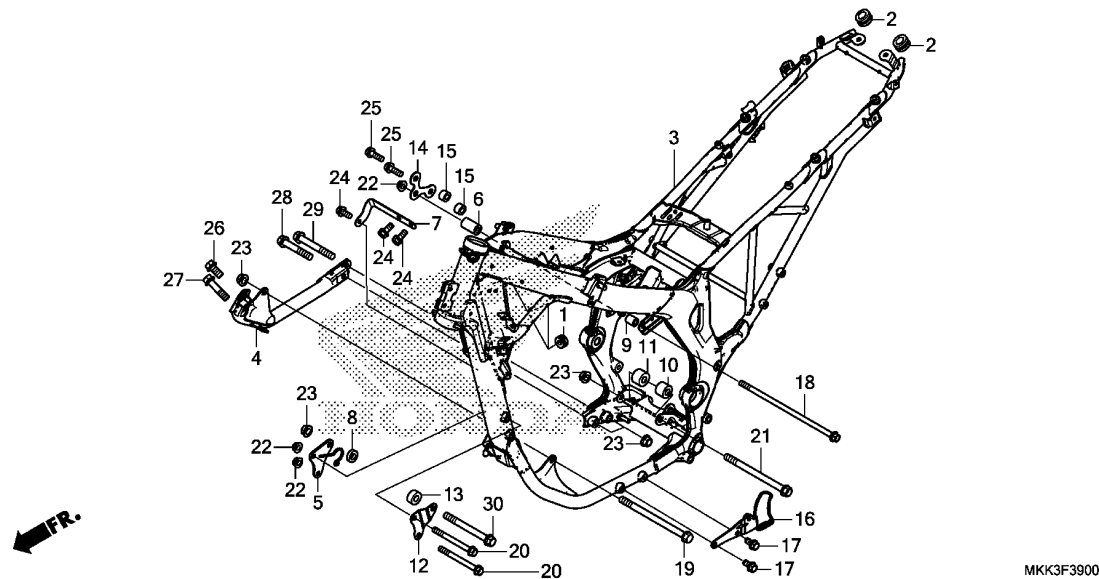
Ref. No.	L.O.N.	(Relative ref. Number) Description	F.R.T.
3	410100	BODY, FRAME ..... .INCLUDES: Engine removal and installation	11.9

Ref. No.	Part No.	Description	Reqd. QTY								Serial No.	Parts catalogue code
			A	A2	AL	CRF1000 AL2	D	D2	DL	DL2		
1	17245-107-010	RUBBER, AIR CLEANER CASE MOUNTING	2	2	2	2	2	2	2	2		
2	17622-GB7-900	RUBBER, CUSHION .....	2	-	2	-	2	-	2	-		
3	50100-MKK-D00ZA	BODY COMP., FRAME *NH303M*										
	50100-MKK-D00ZB	MAT AXIS GRAY METALLIC *NH138*.....SHASTA WHITE	1	-	1	-	1	-	1	-		
4	50170-MJP-G50ZA	PIPE COMP., R. LOWER *NH303M*										
	50170-MJP-G50ZC	MAT AXIS GRAY METALLIC *NH138*.....SHASTA WHITE	1	-	1	-	1	-	1	-		
5	50351-MKK-D00	PLATE, R. FR. ENGINE HANGER	1	1	1	1	1	1	1	1		
6	50352-MJP-G50	COLLAR C, R. ENGINE HANGER ..	1	1	1	1	1	1	1	1		
7	50353-MJP-G50	PLATE, FR. HEAD ENGINE HANGER	1	1	1	1	1	1	1	1		
8	50354-MJP-G50	COLLAR A, ENGINE HANGER .....	1	1	1	1	1	1	1	1		
9	50355-MJP-G50	COLLAR B, ENGINE HANGER .....	1	1	1	1	1	1	1	1		
10	50356-MJP-G50	COLLAR D, ENGINE HANGER .....	1	1	1	1	1	1	1	1		
11	50357-MJP-G50	COLLAR F, ENGINE HANGER .....	1	1	1	1	1	1	1	1		
12	50358-MKK-D00	PLATE, L. FR. ENGINE HANGER	1	1	1	1	1	1	1	1		
13	50359-MJP-G50	COLLAR A, L. ENGINE HANGER ..	1	1	1	1	1	1	1	1		
14	50361-MKK-D00	PLATE, R. RR. ENGINE HANGER										
		UPPER	1	1	1	1	1	1	1	1		
15	50362-MJP-G50	COLLAR E, ENGINE HANGER .....	2	2	2	2	2	2	2	2		
16	64450-MJP-G50	BRACKET, SKID PLATE .....	1	1	1	1	1	1	1	1		
17	90036-GHB-640	BOLT, FLANGE, 8X16 .....	2	2	2	2	2	2	2	2		
18	90102-MJP-G50	BOLT, FLANGE, 8X217 .....	1	1	1	1	1	1	1	1		



# F-39

# FRAME BODY



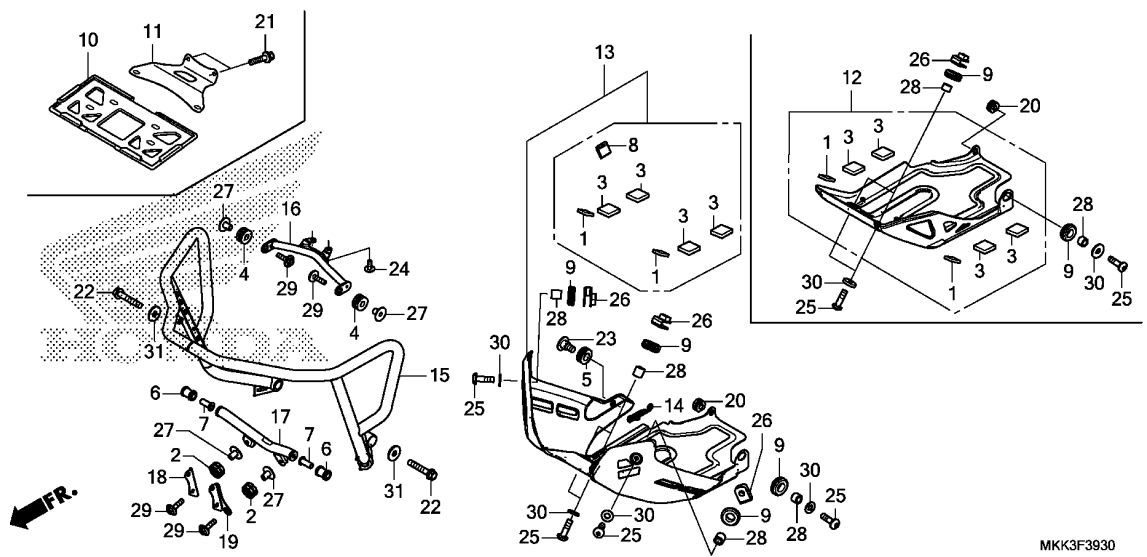
MKK3F3900

Ref. No.	Part No.	Description	Reqd. QTY								Serial No.	Parts catalogue code	
			A	A2	AL	AL2	D	D2	DL	DL2			
19	90103-MY1-000	BOLT, FLANGE, 10X153 .....	1	1	1	1	1	1	1	1	1		
20	90114-MKK-D00	BOLT, FLANGE, 8X90 .....	2	2	2	2	2	2	2	2	2		
21	90116-KW3-000	BOLT, FLANGE, 10X138 .....	1	1	1	1	1	1	1	1	1		
22	94050-08080	NUT, FLANGE, 8MM .....	3	3	3	3	3	3	3	3	3		
23	94050-10080	NUT, FLANGE, 10MM .....	5	5	5	5	5	5	5	5	5		
24	96300-08018-08	BOLT, FLANGE, 8X18 .....	3	3	3	3	3	3	3	3	3		
25	96300-08025-08	BOLT, FLANGE, 8X25 .....	2	2	2	2	2	2	2	2	2		
26	96300-10020-08	BOLT, FLANGE, 10X20 .....	1	1	1	1	1	1	1	1	1		
27	96300-10040-08	BOLT, FLANGE, 10X40 .....	1	1	1	1	1	1	1	1	1		
28	96300-10060-08	BOLT, FLANGE, 10X60 .....	1	1	1	1	1	1	1	1	1		
29	96300-10075-08	BOLT, FLANGE, 10X75 .....	1	1	1	1	1	1	1	1	1		
30	96400-10100-08	BOLT, FLANGE, 10X100 .....	1	1	1	1	1	1	1	1	1		

3

# F-39-30

# FRONT SIDE PIPE/SKID PLATE



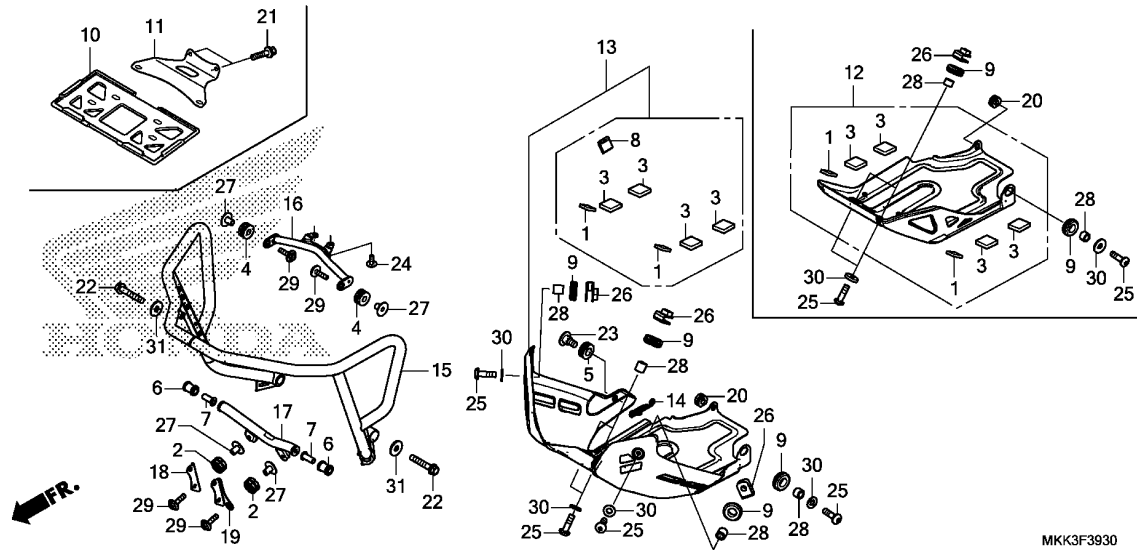
Ref. No.	L.O.N.	(Relative ref. Number) Description	F.R.T.
11	4131Y1	STAY, NUMBER PLATE BRACKET ...	0.1
13		(12)	
15	4101H4	PLATE, SKID .....	0.1
16	4101H4	GUARD, FRONT PIPE .....	0.2
16	4101BX	PIPE COMP., CROSS .....	0.2
17	4101T1	PIPE, CROSS UNDER .....	0.2

Ref. No.	Part No.	Description	Reqd. QTY								Serial No.	Parts catalogue code
			A	A2	AL	AL2	D	D2	DL	DL2		
			J	J	J	J	J	J	J	J		
1	17225-MAH-610	RUBBER B, CUSHION .....	2	2	2	2	2	2	2	2		
2	17414-MFL-770	RUBBER, CANISTER STAY .....	-	2	-	2	-	2	-	2		
3	17515-KFB-840	RUBBER, TANK GUARD .....	4	4	4	4	4	4	4	4		
4	17611-MB1-000	CUSHION, FUEL TANK FR. ....	-	2	-	2	-	2	-	2		
5	18357-MCG-000	RUBBER, PROTECTOR MOUNTING ..	-	1	-	1	-	1	-	1		
6	18421-MKK-D20	RUBBER, FR. SIDE PIPE .....	-	2	-	2	-	2	-	2		
7	18422-MAL-600	COLLAR, MUFFLER MOUNTING .....	-	2	-	2	-	2	-	2		
8	50328-HP1-600	RUBBER, BATTERY .....	-	1	-	1	-	1	-	1		
9	52491-MCA-000	GROMMET, MOTOR MOUNTING .....	3	5	3	5	3	5	3	5		
10	61316-KCJ-661	GUARD, NUMBER PLATE .....	-	-	-	-	-	-	-	1	-----	4IN
11	64231-MKK-N80	BRACKET, FR. NUMBER PLATE ...	-	-	-	-	-	-	-	1	-----	4IN
12	64440-MJP-G60	PLATE COMP., SKID .....	1	-	1	-	1	-	1	-		
13	64440-MKK-D20	PLATE COMP., SKID .....	-	1	-	1	-	1	-	1		
14	64455-MKK-D20	STAY, R. SKID PLATE .....	-	1	-	1	-	1	-	1		
15	64460-MKK-D20	PIPE COMP., FR. SIDE .....	-	1	-	1	-	1	-	1	-----	4ED,4GS,4KO,4MA,4TH,4U
	64460-MKK-N80	.....	-	-	-	-	-	-	-	1	-----	4IN
16	64470-MKK-D20	STAY COMP., FR. SIDE PIPE ...	-	1	-	1	-	1	-	1		
17	64480-MKK-D20	PIPE COMP., LOWER CROSS .....	-	1	-	1	-	1	-	1		
18	64491-MKK-D20	STAY, R. PIPE LOWER .....	-	1	-	1	-	1	-	1		
19	64492-MKK-D20	STAY, L. PIPE LOWER .....	-	1	-	1	-	1	-	1		
20	80101-283-000	RUBBER, RR. FENDER CUSHION ..	1	1	1	1	1	1	1	1		
21	90031-GHB-610	BOLT, FLANGE, 6X10 .....	-	-	-	-	-	-	-	2	-----	4IN
22	90036-GHB-750	BOLT, FLANGE, 8X45 .....	-	2	-	2	-	2	-	2		
23	90114-MCJ-000	SCREW, SPECIAL, 6X14 .....	-	1	-	1	-	1	-	1		
24	90117-KPM-000	SCREW, PAN, 6X14 .....	-	2	-	2	-	2	-	2		



# F-39-30

# FRONT SIDE PIPE/SKID PLATE

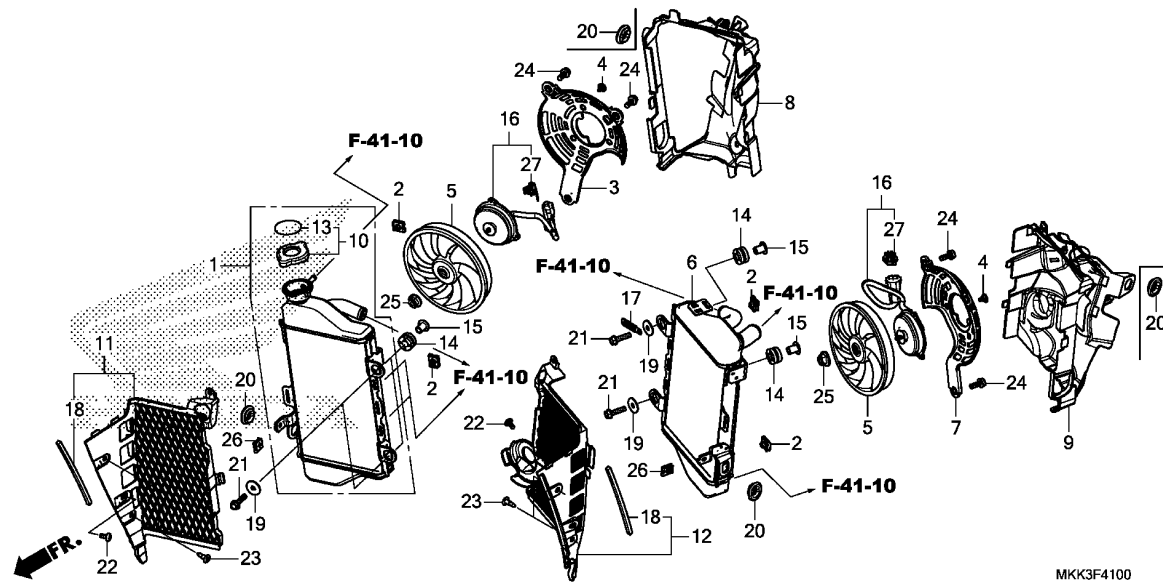


MKK3F3930

Ref. No.	Part No.	Description	Reqd. QTY								Serial No.	Parts catalogue code
			A	A2	AL	CRF1000		DL	DL2			
			J	J	J	J	J	J	J	J		
25	90128-KL4-000	BOLT, SPROCKET FIXING .....	3	5	3	5	3	5	3	5		
26	90321-MJP-G60	NUT, CLIP, 8MM .....	2	4	2	4	2	4	2	4		
27	90501-425-000	COLLAR, 6.2X12 .....	-	4	-	4	-	4	-	4		
28	90512-MJP-G60	COLLAR, 8.5X14X9 .....	3	5	3	5	3	5	3	5		
29	93404-06025-07	BOLT-WASHER, 6X25 .....	-	4	-	4	-	4	-	4		
30	94101-08000	WASHER, PLAIN, 8MM .....	3	5	3	5	3	5	3	5		
31	94103-08700	WASHER, PLAIN, 8MM .....	-	2	-	2	-	2	-	2		

# F-41

# RADIATOR

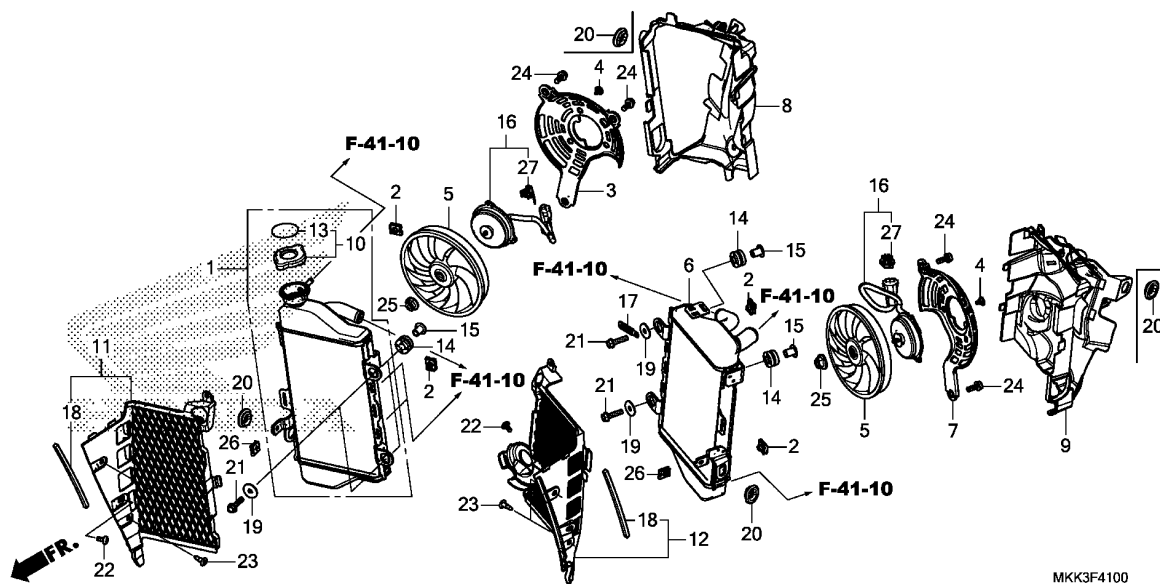


Ref. No.	L.O.N.	(Relative ref. Number) Description	F.R.T.
1	115102	RADIATOR :RIGHT	1.8
5	1151H2	FAN, COOLING :LEFT	1.8
	1151H3	FAN, COOLING :RIGHT	1.8
	1151H4	FAN, COOLING :BOTH	2.2
6	115101	RADIATOR :LEFT	1.8
	1151A2	RADIATOR :BOTH	2.2
8	(3)		
9	1151A0	SHROUD, RADIATOR :RIGHT	1.8
	(7)		
	115126	SHROUD, RADIATOR :LEFT	1.8
	1151A5	SHROUD, RADIATOR :BOTH	2.2
10	1151B8	CAP, RADIATOR	0.2
	1151Q1	CAP, RADIATOR(A)	0.3
.NOTE: Adventure sports model			
11	1151B3	GRILLE, RADIATOR :RIGHT	1.7
12	1151B2	GRILLE, RADIATOR :LEFT	1.7
	1151G3	GRILLE, RADIATOR :BOTH	2.1
16	1151A8	MOTOR, FAN :LEFT	1.9
	1151A9	MOTOR, FAN :RIGHT	1.9
	1151B0	MOTOR, FAN :BOTH	2.5

Ref. No.	Part No.	Description	Reqd. QTY								Serial No.	Parts catalogue code	
			A	A2	AL	AL2	D	D2	DL	DL2			
1	19010-MJP-G51	RADIATOR COMP., R.(T.RAD) ...	1	1	1	-	1	1	1	1	1	1	2ED,2FO,2GS,2U,3ED,3FO,3GS,3IN,3U,4ED,4GS,4IN 4U,ED,GS,U
	19010-MJP-V12	.....	1	-	-	-	1	1	-	-	-	-	2K0,3K0,4K0
	19010-MJP-T61	.....	-	-	1	1	-	-	1	1	-	-	2TH,3MA,3TH,4MA,4TH,TH
2	19014-KEA-003	NUT, SETTING(6MM) .....	6	6	6	6	6	6	6	6	6	6	
3	19015-MJP-G51	SHROUD COMP., R. FAN .....	1	1	1	1	1	1	1	1	1	1	
4	19016-KEA-003	SCREW, PAN, 4X8.5 .....	6	6	6	6	6	6	6	6	6	6	
5	19020-MGS-D31	FAN COMP., COOLING(T.RAD) ...	2	2	2	2	2	2	2	2	2	2	
6	19020-MJP-G51	RADIATOR COMP., L.(T.RAD) ...	1	1	1	1	1	1	1	1	1	1	
7	19025-MJP-G51	SHROUD COMP., L. FAN .....	1	1	1	1	1	1	1	1	1	1	
8	19035-MKK-D20	SHROUD, R. RADIATOR .....	1	1	1	1	1	1	1	1	1	1	
9	19036-MJP-G50	SHROUD, L. RADIATOR .....	1	1	1	1	1	1	1	1	1	1	
10	19037-MCA-G61	CAP COMP., RADIATOR .....	1	1	1	-	1	1	1	1	1	1	2ED,2FO,2GS,2U,3ED,3FO,3GS,3IN,3U,4ED,4GS,4IN 4U,ED,GS,U
	19037-MCJ-K01	.....	1	-	-	-	1	1	-	-	-	-	2K0,3K0,4K0
	19037-KVB-902	CAP COMP., RADIATOR(T.RAD) ..	-	-	1	1	-	-	1	1	-	-	2TH,3MA,3TH,4MA,4TH,TH
11	19040-MJP-G50	GRILLE ASSY., R. RADIATOR ...	1	1	1	1	1	1	1	1	1	1	
12	19045-MJP-G50	GRILLE ASSY., L. RADIATOR ...	1	1	1	1	1	1	1	1	1	1	
13	19046-MCA-G61	LABEL, RADIATOR CAP(T.RAD) ..	1	1	1	-	1	1	1	1	1	1	2ED,2FO,2GS,2U,3ED,3FO,3GS,3IN,3U,4ED,4GS,4IN 4U,ED,GS,U
	19055-MJF-H11	SEAL, RADIATOR CAP(CHINESE) (KOREAN)	1	-	-	-	1	1	-	-	-	-	2K0,3K0,4K0
	19046-KVB-902	LABEL, RADIATOR CAP(T.RAD) ..	-	-	1	1	-	-	1	1	-	-	2TH,3MA,3TH,4MA,4TH,TH
14	19051-KA3-830	RUBBER, RADIATOR MOUNTING ...	4	4	4	4	4	4	4	4	4	4	
15	19052-MFF-D00	COLLAR, RADIATOR MOUNTING ...	4	4	4	4	4	4	4	4	4	4	
16	19080-MJP-G51	MOTOR ASSY., FAN .....	2	2	2	2	2	2	2	2	2	2	

# F-41

# RADIATOR



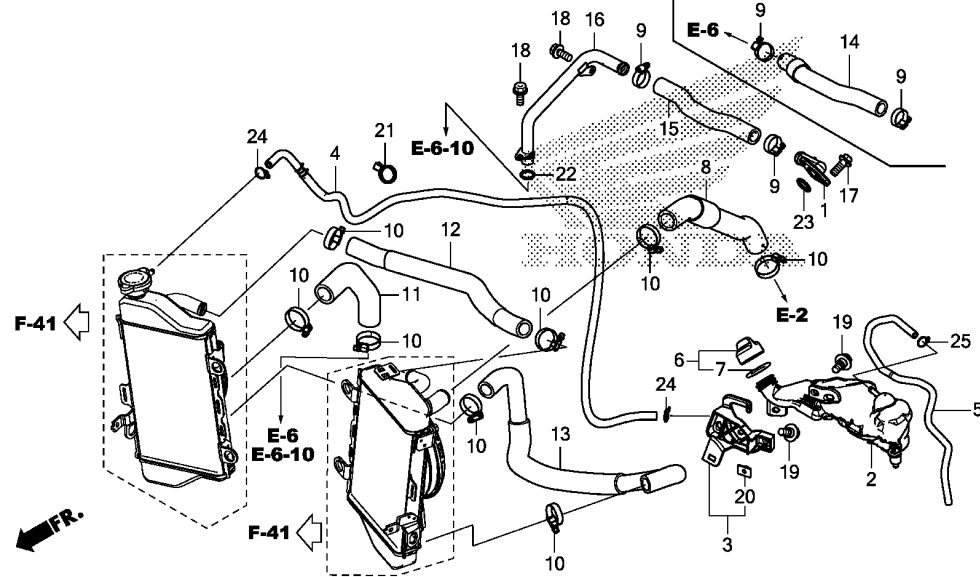
MKK3F4100

Ref. No.	Part No.	Description	Reqd. QTY								Serial No.	Parts catalogue code	
			A	A2	AL	AL2	D	D2	DL	DL2			
17	32925-958-000	CLIP, PULSER CORD .....	1	1	1	1	1	1	1	1	1		
18	64212-MJP-G50	SEAL A, MIDDLE COWL .....	2	2	2	2	2	2	2	2	2		
19	77302-124-000	WASHER, SEAT MOUNTING .....	4	4	4	4	4	4	4	4	4		
20	83551-GE2-000	GROMMET, AIR CLEANER CASE ...	4	2	4	2	4	2	4	2	4		
21	90031-GHB-680	BOLT, FLANGE, 6X25 .....	4	4	4	4	4	4	4	4	4		
22	90115-KW7-900	SCREW, VISOR SPECIAL SETTING	2	2	2	2	2	2	2	2	2		
23	90116-SPO-003	CLIP, BUMPER SEAL .....	4	4	4	4	4	4	4	4	4		
24	90120-KCR-003	BOLT-WASHER, 6X16 .....	6	6	6	6	6	6	6	6	6		
25	90315-MFL-003	NUT, FLANGE, 3MM .....	2	2	2	2	2	2	2	2	2		
26	90320-GC3-000	NUT, SPRING, 5MM .....	2	2	2	2	2	2	2	2	2		
27	91565-SEL-003	CLIP, COUPLER (BLACK) .....	2	2	2	2	2	2	2	2	2		

3

# F-41-10

# RADIATOR HOSE/WATER PIPE



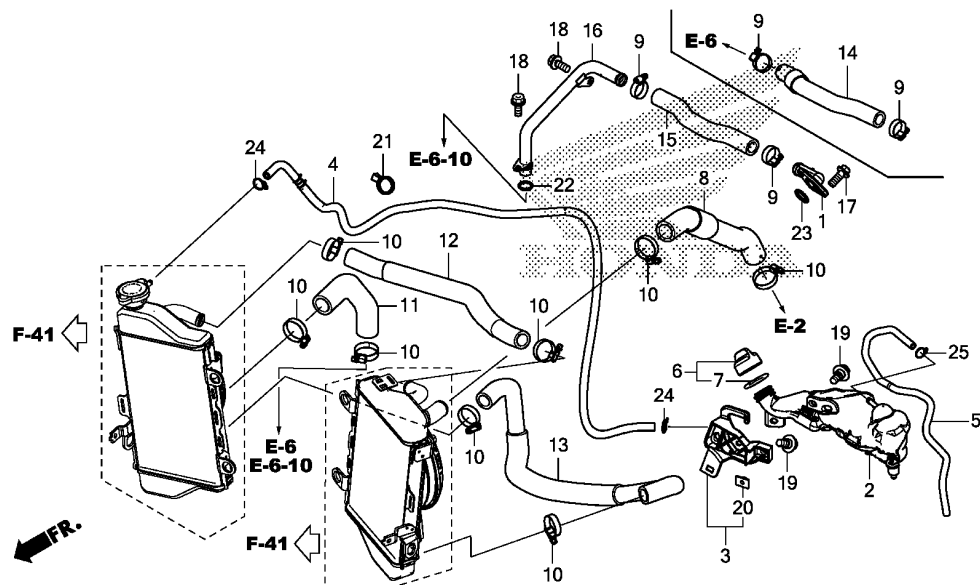
MKK3F4110

Ref. No.	L.O.N.	(Relative ref. Number) Description	F.R.T.
1		(23)	
1	114150	JOINT, WATER .....	2.7
2	115110	TANK, RADIATOR RESERVE .....	0.8
	1151M9	TANK, RADIATOR RESERVE(A) .....	0.9
.NOTE: Adventure sports model			
4	1151E5	TUBE, RADIATOR RESERVE TANK ..	1.7
8	115103	HOSE, RADIATOR :UPPER .....	1.3
11	115104	HOSE, RADIATOR :LOWER .....	1.2
12	1151F5	HOSE A, RADIATOR .....	2.2
13	1151F6	HOSE B, RADIATOR .....	1.2
15		(14)	
	1141P8	HOSE, WATER BOTTOM .....	2.7
16	1141P6	PIPE, WATER BYPASS .....	1.1

Ref. No.	Part No.	Description	Reqd. QTY								Serial No.	Parts catalogue code
			A	A2	AL	AL2	D	D2	DL	DL2		
			J	J	J	J	J	J	J	J		
1	19061-MJP-G50	JOINT, WATER BOTTOM .....	1	1	1	1	1	1	1	1		
2	19101-MJP-G50	TANK, RESERVE .....	1	1	1	1	1	1	1	1		
3	19102-MJP-G50	STAY, RESERVE TANK .....	1	1	1	1	1	1	1	1		
4	19103-MJP-G50	TUBE, 5.3X1050 .....	1	1	1	1	1	1	1	1		
5	19104-MJP-G50	TUBE, RESERVE TANK OVERFLOW ..	1	1	1	1	1	1	1	1		
6	19106-GET-000	CAP ASSY., RESERVE TANK .....	1	1	1	1	1	1	1	1		
7	19107-GET-000	PACKING, RESERVE TANK .....	1	1	1	1	1	1	1	1		
8	19501-MKK-D00	HOSE COMP., RADIATOR UPPER ..	1	1	1	1	1	1	1	1		
9	19505-KS6-700	CLAMP A, WATER HOSE .....	2	2	2	2	2	2	2	2		
10	19506-KS6-700	CLAMP B, WATER HOSE .....	8	8	8	8	8	8	8	8		
11	19511-MKK-D00	HOSE, RADIATOR LOWER .....	1	1	1	1	-	-	-	-		
	19511-MKK-D50	.....	-	-	-	-	1	1	1	1		
12	19513-MKK-D00	HOSE A, RADIATOR .....	1	1	1	1	1	1	1	1		
13	19514-MKK-D00	HOSE B, RADIATOR .....	1	1	1	1	1	1	1	1		
14	19521-MKK-D00	HOSE COMP., WATER BOTTOM .....	1	1	1	1	-	-	-	-		
15	19521-MKK-D50	HOSE, WATER BOTTOM .....	-	-	-	-	1	1	1	1		
16	19530-MJP-G80	PIPE COMP., WATER .....	-	-	-	-	1	1	1	1		
17	90006-GHB-630	BOLT, FLANGE, 6X16(NSHF) .....	2	2	2	2	2	2	2	2		
18	90026-GHB-630	BOLT, FLANGE, 6X14 .....	-	-	-	-	2	2	2	2		
19	90111-162-000	BOLT, FLANGE, 6MM .....	2	2	2	2	2	2	2	2		
20	90303-HA0-680	NUT, SPECIAL, 6X7 .....	1	1	1	1	1	1	1	1		
21	90690-GHB-691	CLIP, CABLE, 12MM .....	1	1	1	1	-	-	-	-		
	90690-GHB-711	CLIP, CABLE, 20MM .....	-	-	-	-	1	1	1	1		
22	91301-MY9-003	O-RING, 15X2.5 .....	-	-	-	-	1	1	1	1		
23	91304-HN8-003	O-RING, 17.4X2.9 .....	1	1	1	1	1	1	1	1		

# F-41-10

# RADIATOR HOSE/WATER PIPE



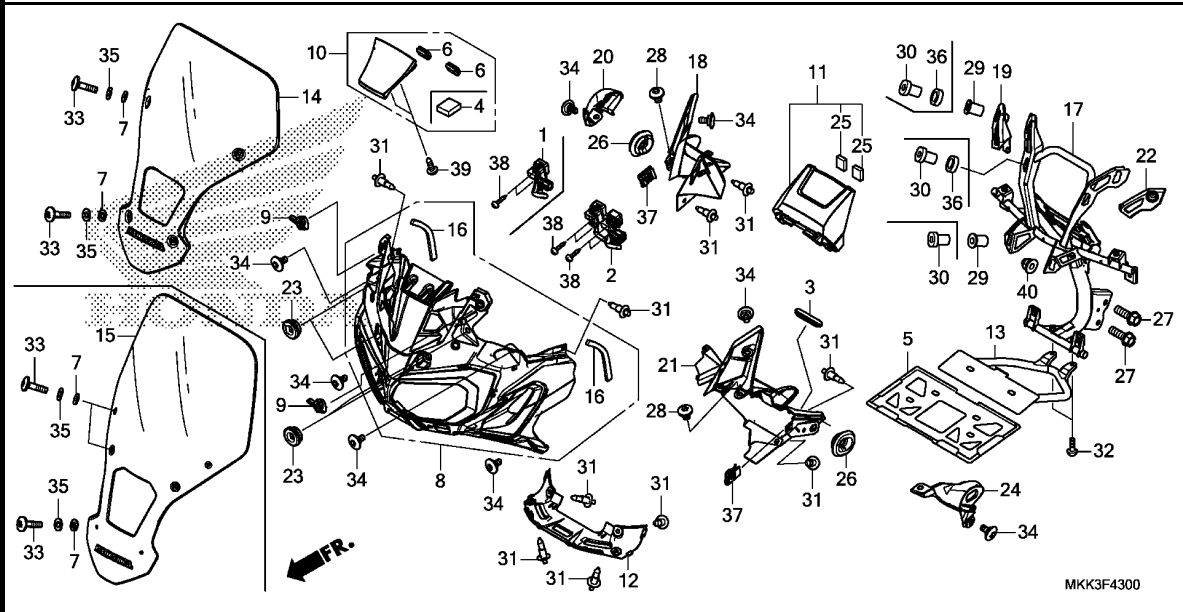
MKK3F4110

Ref. No.	Part No.	Description	Reqd. QTY								Serial No.	Parts catalogue code
			A	A2	AL	AL2	D	D2	DL	DL2		
24	95002-02100	CLIP, TUBE(B10) .....	2	2	2	2	2	2	2	2		
25	95002-50000	CLIP, TUBE(C9) .....	1	1	1	1	1	1	1	1		

3

# F-43

# FRONT COVER



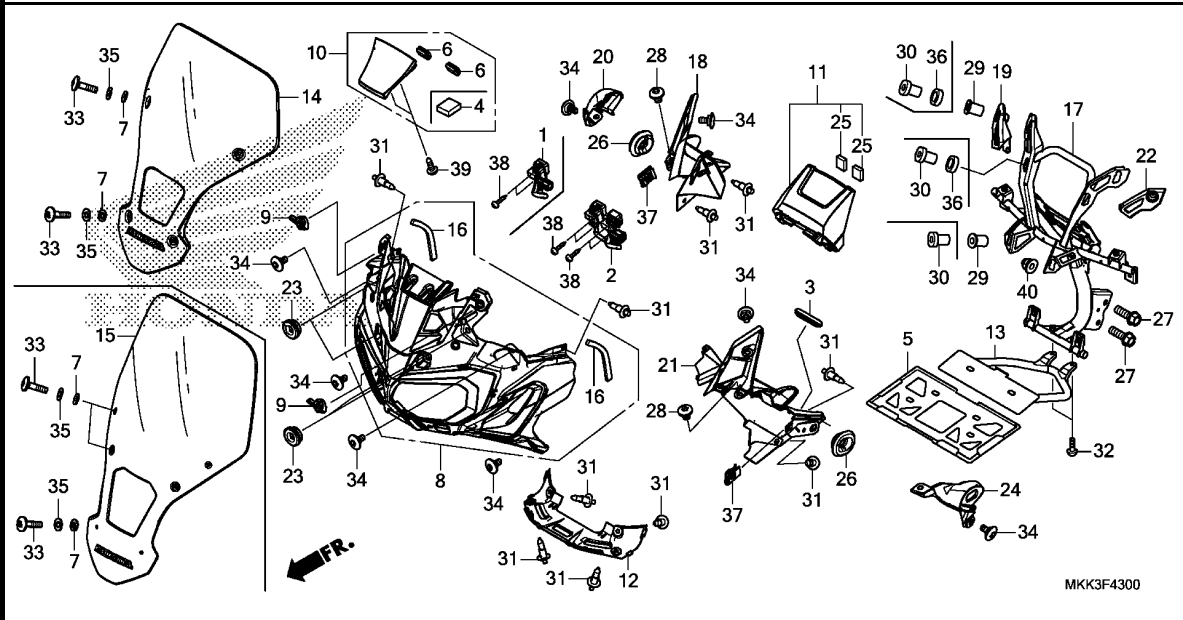
Ref. No.	L.O.N.	(Relative ref. Number) Description	F.R.T.
1	6151L3	SWITCH, ABS CANCEL .....	0.8
	6151M5	SWITCH, ABS CANCEL(A) .....	0.9
		.NOTE: Adventure sports model	
2	6151L4	SWITCH, G MODE .....	0.8
	6151M6	SWITCH, G MODE(A) .....	0.9
		.NOTE: Adventure sports model	
8		(10)	
	4111E3	COVER, FRONT .....	0.6
	4111U5	COVER, FRONT(A) .....	0.7
		.NOTE: Adventure sports model	
11	8121E3	COVER, METER .....	0.8
	8121H7	COVER, METER(A) .....	0.9
		.NOTE: Adventure sports model	
12	4111N3	SPOILER, FRONT .....	0.4
	4111EM	SPOILER, FRONT(A) .....	0.5
		.NOTE: Adventure sports model	
13	4131Y1	STAY, NUMBER PLATE BRACKET ...	0.1
14		(15)	
	4111Y7	SCREEN, WIND .....	0.1
17	4111O5	STAY, FRONT COVER .....	1.0
18	4111E5	PANEL, INNER :RIGHT .....	0.7
	4111EP	PANEL, INNER(A) :RIGHT .....	0.8
		.NOTE: Adventure sports model	
20	6161R5	COVER, FRONT WINKER :RIGHT ...	0.7
+	6161CW	COVER, FRONT WINKER(A) :RIGHT	0.8

Ref. No.	Part No.	Description	Reqd. QTY								Serial No.	Parts catalogue code
			A	A2	AL	AL2	D	D2	DL	DL2		
1	35240-MJP-G61	SWITCH ASSY., RR. ABS CANCEL	1	1	1	1	-	-	-	-		
2	35240-MJP-G81	SWITCH ASSY., G MODE & RR. ABS CANCEL	-	-	-	-	1	1	1	1		
3	39119-MJG-640	GROMMET, AUDIO BOX .....	1	-	1	-	1	-	1	-		
4	61111-MFY-A00	RUBBER, FENDER BRACE .....	-	1	-	1	-	1	-	1		
5	61316-KCJ-661	GUARD, NUMBER PLATE .....	-	-	1	-	-	-	1	-	-----	3IN
6	64121-MEJ-000	RUBBER, PROTECTOR .....	2	2	2	2	2	2	2	2		
7	64205-166-610	WASHER, SCREEN SETTING .....	4	6	4	6	4	6	4	6		
8	64211-MKK-D00	COVER ASSY., FR. ....	1	1	1	1	1	1	1	1		
9	64213-MJN-A01	CLIP, TWIST .....	2	2	2	2	2	2	2	2		
10	64215-MKK-D00	COVER, FR. UPPER .....	1	-	1	-	1	-	1	-		
	64215-MKK-D20	.....	-	1	-	1	-	1	-	1		
11	64218-MKK-D00	COVER, METER .....	1	1	1	1	1	1	1	1		
12	64221-MJP-G50	SPOILER, FR. ....	1	1	1	1	1	1	1	1		
13	64231-MJP-NCO	STAY COMP., FR. NUMBER	-	-	1	-	-	-	1	-	-----	3IN
14	64250-MJP-G50ZA	WINDSCREEN SET(WL)										
	*TYPE1*	.....	1	-	1	-	1	-	1	-		
15	64250-MKK-D20ZA	WINDSCREEN SET(WL)										
	*TYPE1*	.....	-	1	-	1	-	1	-	1		
16	64312-MJP-G50	SEAL B, MIDDLE COWL .....	2	2	2	2	2	2	2	2		
17	64501-MKK-D00	STAY COMP., FR. COWL .....	1	1	1	1	1	1	1	1		
18	64531-MKK-D00	COVER, R. INNER PANEL .....	1	1	1	1	-	-	-	-		
	64531-MKK-D50	.....	-	-	-	-	1	1	1	1		
19	64532-MJP-G50	COVER, R. COWL STAY .....	1	1	1	1	1	1	1	1		
20	64541-MKK-D00	COVER, R. FR. WINKER .....	1	1	1	1	1	1	1	1		



# F-43

# FRONT COVER



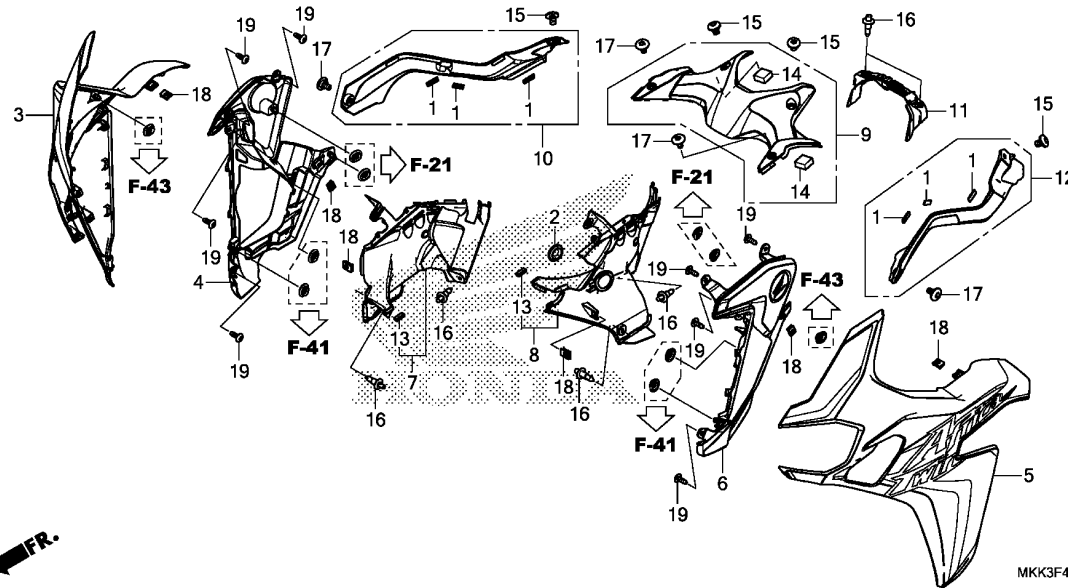
Ref. No.	L.O.N.	(Relative ref. Number) Description	F.R.T.
+20		.NOTE: Adventure sports model	
21	4111E4	PANEL, INNER :LEFT .....	0.7
	4111EN	PANEL, INNER(A) :LEFT .....	0.8
		.NOTE: Adventure sports model	
	4111E6	PANEL, INNER :BOTH .....	0.8
	4111EQ	PANEL, INNER(A) :BOTH .....	0.9
		.NOTE: Adventure sports model	
24	6161R4	COVER, FRONT WINKER :LEFT ....	0.7
	6161UV	COVER, FRONT WINKER(A) :LEFT ..	0.8
		.NOTE: Adventure sports model	
	6161T9	COVER, FRONT WINKER :BOTH ....	0.8
	6161CX	COVER, FRONT WINKER(A) :BOTH ..	0.9
		.NOTE: Adventure sports model	

3

Ref. No.	Part No.	Description	Reqd. QTY								Serial No.	Parts catalogue code	
			A	A2	AL	CRF1000		D2	DL	DL2			
			J	J	J	AL2	D	J	J	J	J		
21	64581-MKK-D00	COVER, L. INNER PANEL .....	1	1	1	1	1	1	1	1	1		
22	64582-MJP-G50	COVER, L. COWL STAY .....	1	1	1	1	1	1	1	1	1		
23	64586-MBW-D20	RUBBER, AIR DUCT COVER SETTING	4	-	4	-	4	-	4	-	4		
24	64591-MKK-D00	COVER, L. FR. WINKER .....	1	1	1	1	1	1	1	1	1		
25	67113-MCT-940	RUBBER, GARNISH .....	2	2	2	2	2	2	2	2	2		
26	83551-GE2-000	GROMMET, AIR CLEANER CASE ...	2	2	2	2	2	2	2	2	2		
27	90036-GHB-680	BOLT, FLANGE, 8X25 .....	2	2	2	2	2	2	2	2	2		
28	90106-MKK-D00	BOLT, SPECIAL, 6X8 .....	2	2	2	2	2	2	2	2	2		
29	90111-KW3-003	NUT, COWL SETTING, 5MM .....	4	-	4	-	4	-	4	-	4		
30	90111-MGS-D70	NUT, WELL, 5MM .....	-	6	-	6	-	6	-	6	-		
31	90116-SP0-003	CLIP, BUMPER SEAL .....	10	10	10	10	10	10	10	10	10		
32	90117-KPM-000	SCREW, PAN, 6X14 .....	-	-	2	-	-	-	2	-	2		----- 3IN
33	90118-MJP-G50	SCREW, PAN, 5X20(SUS) .....	4	6	4	6	4	6	4	6	4		
34	90122-MJK-N20	SCREW, SPECIAL, 5X11 .....	8	8	8	8	8	8	8	8	8		
35	90504-964-000	WASHER, THRUST, 5MM .....	4	6	4	6	4	6	4	6	4		
36	90507-MKK-D20	WASHER, SCREEN .....	-	4	-	4	-	4	-	4	-		
37	90677-KAN-961	NUT, CLIP, 5MM .....	2	2	2	2	2	2	2	2	2		
38	93901-22320	SCREW, TAPPING, 3X12 .....	2	2	2	2	4	4	4	4	4		
39	93903-24280	SCREW, TAPPING, 4X10 .....	2	2	2	2	2	2	2	2	2		
40	94050-08070	NUT, FLANGE, 8MM .....	1	1	1	1	1	1	1	1	1		

# F-45

# MIDDLE COWL(CRF1000A/AL/D/DL)



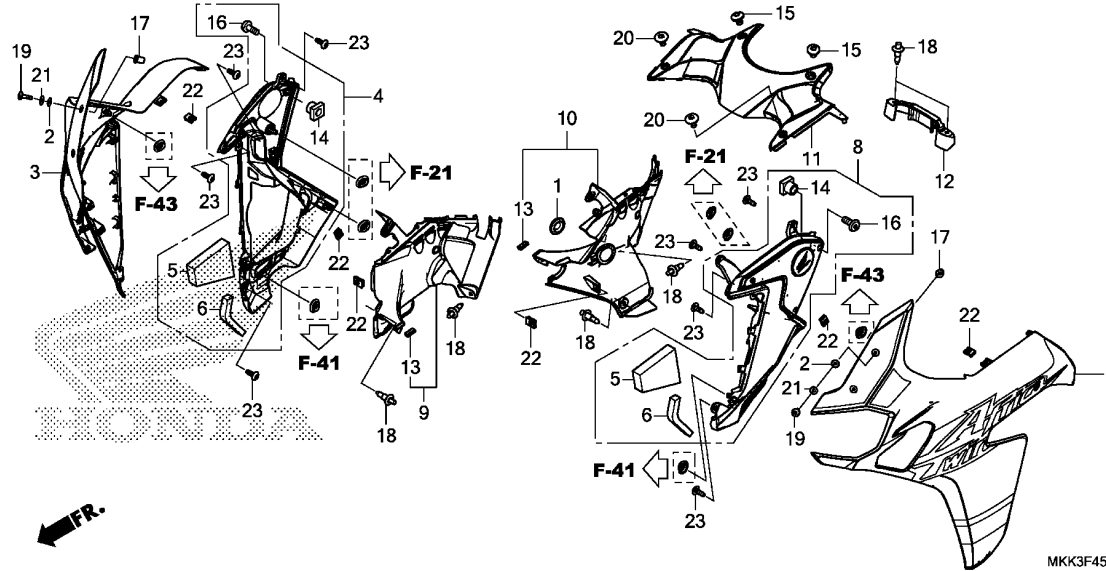
Ref. No.	L.O.N.	(Relative ref. Number) Description	F.R.T.
3	4111D4	COWL, MIDDLE :RIGHT .....	0.3
4	4131M2	COVER, FRONT SIDE :RIGHT .....	0.3
5	4111D3	COWL, MIDDLE :LEFT .....	0.3
	4111D5	COWL, MIDDLE :BOTH .....	0.5
6	4131M3	COVER, FRONT SIDE :LEFT .....	0.3
	4131V6	COVER, FRONT SIDE :BOTH .....	0.5
7	4111D9	COWL, INNER :RIGHT .....	0.6
8	4111D8	COWL, INNER :LEFT .....	0.6
	4111E0	COWL, INNER :BOTH .....	0.6
9	413121	COVER, FUEL TANK TOP .....	0.1
10	4131Q7	COVER, TANK SIDE :RIGHT .....	0.1
11	4101AA	COVER, FUEL TANK :REAR .....	0.1
12	4131Q6	COVER, TANK SIDE :LEFT .....	0.1
	4131Q8	COVER, TANK SIDE :BOTH .....	0.1

Ref. No.	Part No.	Description	Reqd. QTY								Serial No.	Parts catalogue code
			CRF1000									
			A	A2	AL	AL2	D	D2	DL	DL2		
			J	J	J	J	J	J	J	J		
1	17541-MJP-G50	FASTENER, DUAL LOCK(8X25) ...	6	-	6	-	6	-	6	-		
2	39119-MJG-640	GROMMET, AUDIO BOX .....	1	-	1	-	1	-	1	-		
3	64310-MKK-DA0ZA	COWL SET, R. MIDDLE(WL)										
		*TYPE1*	1	-	1	-	1	-	1	-	-----	2ED,2FO,2GS,2KO,2TH,2U
	64310-MKK-DLOZA	*TYPE1*	1	-	1	-	1	-	1	-	-----	3ED,3FO,3GS,3IN,3KO,3MA,3TH,3U
	64310-MKK-D00ZA	*TYPE2*	1	-	1	-	1	-	1	-	-----	ED,GS,TH,U
	64310-MKK-D00ZB	*TYPE1*	1	-	1	-	1	-	1	-	-----	ED
4	64320-MJP-G51	COVER SET, R. FR. SIDE(WL) ..	1	-	1	-	1	-	1	-		
5	64360-MKK-DA0ZA	COWL SET, L. MIDDLE(WL)										
		*TYPE1*	1	-	1	-	1	-	1	-	-----	2ED,2FO,2GS,2KO,2TH,2U
	64360-MKK-DLOZA	*TYPE1*	1	-	1	-	1	-	1	-	-----	3ED,3FO,3GS,3IN,3KO,3MA,3TH,3U
	64360-MKK-D00ZA	*TYPE2*	1	-	1	-	1	-	1	-	-----	ED,GS,TH,U
	64360-MKK-D00ZB	*TYPE1*	1	-	1	-	1	-	1	-	-----	ED
6	64370-MJP-G51	COVER SET, L. FR. SIDE(WL) ..	1	-	1	-	1	-	1	-		
7	64521-MJP-G50	COVER, R. INNER .....	1	-	1	-	1	-	1	-		
8	64571-MJP-G50	COVER, L. INNER .....	1	-	1	-	1	-	1	-		
9	64611-MJP-G50	COVER, FR. TANK .....	1	-	1	-	1	-	1	-		
10	64711-MJP-G50	COVER, R. TANK SIDE .....	1	-	1	-	1	-	1	-		
11	64712-MJP-G50	COVER, RR. TANK .....	1	-	1	-	1	-	1	-		
12	64761-MJP-G50	COVER, L. TANK SIDE .....	1	-	1	-	1	-	1	-		
13	77212-MFJ-D00	PROTECTOR, RUBBER .....	2	-	2	-	2	-	2	-		
14	83605-MY5-G30	RUBBER A, SIDE COVER .....	2	-	2	-	2	-	2	-		
15	90106-MKK-D00	BOLT, SPECIAL, 6X8 .....	4	-	4	-	4	-	4	-		
16	90116-SP0-003	CLIP, BUMPER SEAL .....	6	-	6	-	6	-	6	-		
17	90122-MJK-N20	SCREW, SPECIAL, 5X11 .....	4	-	4	-	4	-	4	-		
18	90677-KAN-961	NUT, CLIP, 5MM .....	8	-	8	-	8	-	8	-		
19	93903-24380	SCREW, TAPPING, 4X12 .....	8	-	8	-	8	-	8	-		



# F-45-1

# MIDDLE COWL(CRF1000A2/AL2/D2/DL2)



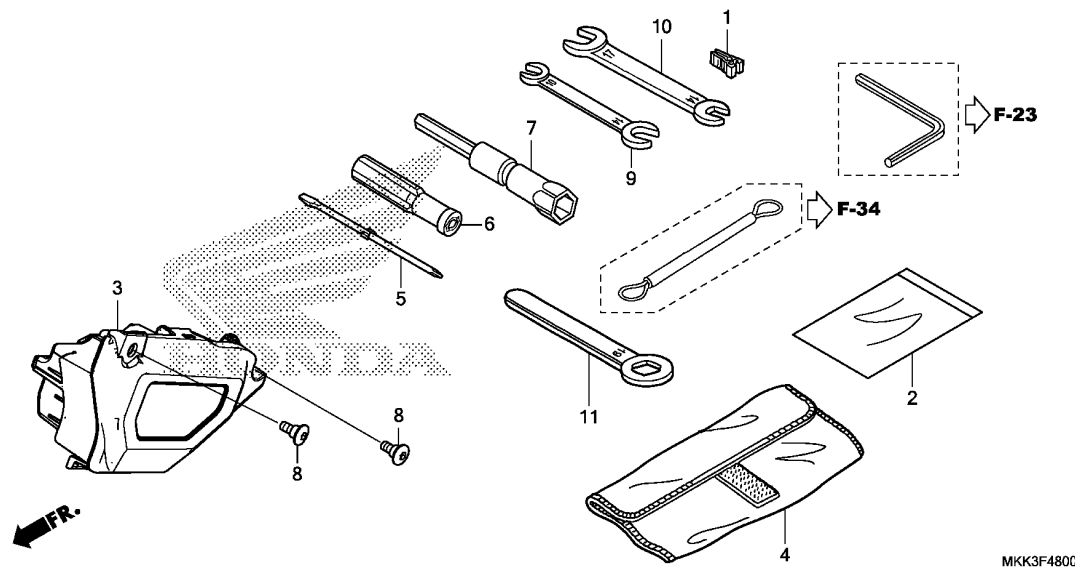
Ref. No.	L.O.N.	(Relative ref. Number) Description	F.R.T.
3	4111ES	COWL, MIDDLE(A) :RIGHT .....	0.4
4	4131DU	COVER, FRONT SIDE(A) :RIGHT ..	0.4
7	4111ER	COWL, MIDDLE(A) :LEFT .....	0.4
	4111ET	COWL, MIDDLE(A) :BOTH .....	0.6
8	4131DV	COVER, FRONT SIDE(A) :LEFT ...	0.4
	4131DW	COVER, FRONT SIDE(A) :BOTH ...	0.6
9	4111Z5	COWL, INNER(A) :RIGHT .....	0.7
10	4111Z6	COWL, INNER(A) :LEFT .....	0.7
	4111Z7	COWL, INNER(A) :BOTH .....	0.7
11	413121	COVER, FUEL TANK TOP .....	0.1
12	4101AA	COVER, FUEL TANK :REAR .....	0.1

**3**

Ref. No.	Part No.	Description	Reqd. QTY							Serial No.	Parts catalogue code	
			A	A2	AL	AL2	D	D2	DL			DL2
1	39119-MJG-640	GROMMET, AUDIO BOX .....	-	1	-	1	-	1	-	1		
2	64205-166-610	WASHER, SCREEN SETTING .....	-	4	-	4	-	4	-	4		
3	64310-MKK-D20ZA	COWL SET, R. MIDDLE(WL) *TYPE1*	-	1	-	1	-	1	-	1		
4	64320-MKK-D20	COVER SET, R. FR. SIDE(WL) ..	-	1	-	1	-	1	-	1		
5	64322-MKK-D20	MAT A, FR. SIDE COWL .....	-	2	-	2	-	2	-	2		
6	64323-MKK-D20	MAT B, FR. SIDE COWL .....	-	2	-	2	-	2	-	2		
7	64360-MKK-D20ZA	COWL SET, L. MIDDLE(WL) *TYPE1*	-	1	-	1	-	1	-	1		
8	64370-MKK-D20	COVER SET, L. FR. SIDE(WL) ..	-	1	-	1	-	1	-	1		
9	64521-MJP-G50	COVER, R. INNER .....	-	1	-	1	-	1	-	1		
10	64571-MJP-G50	COVER, L. INNER .....	-	1	-	1	-	1	-	1		
11	64611-MKK-D20	COVER, FR. TANK .....	-	1	-	1	-	1	-	1		
12	64712-MKK-D20	COVER, RR. TANK .....	-	1	-	1	-	1	-	1		
13	77212-MFJ-D00	PROTECTOR, RUBBER .....	-	2	-	2	-	2	-	2		
14	90016-ZA5-000	NUT, SPECIAL, 5MM .....	-	6	-	6	-	6	-	6		
15	90106-MKK-D00	BOLT, SPECIAL, 6X8 .....	-	2	-	2	-	2	-	2		
16	90107-MKK-D20	BOLT, SPECIAL, 5X8 .....	-	6	-	6	-	6	-	6		
17	90111-KW3-003	NUT, COWL SETTING, 5MM .....	-	4	-	4	-	4	-	4		
18	90116-SPO-003	CLIP, BUMPER SEAL .....	-	6	-	6	-	6	-	6		
19	90118-MJP-G50	SCREW, PAN, 5X20(SUS) .....	-	4	-	4	-	4	-	4		
20	90122-MJK-N20	SCREW, SPECIAL, 5X11 .....	-	2	-	2	-	2	-	2		
21	90504-964-000	WASHER, THRUST, 5MM .....	-	4	-	4	-	4	-	4		
22	90677-KAN-961	NUT, CLIP, 5MM .....	-	6	-	6	-	6	-	6		
23	93903-24380	SCREW, TAPPING, 4X12 .....	-	8	-	8	-	8	-	8		

# F-48

# TOOL



Ref. No.	L.O.N. (Relative ref. Number)	Description	F.R.T.
----------	-------------------------------	-------------	--------

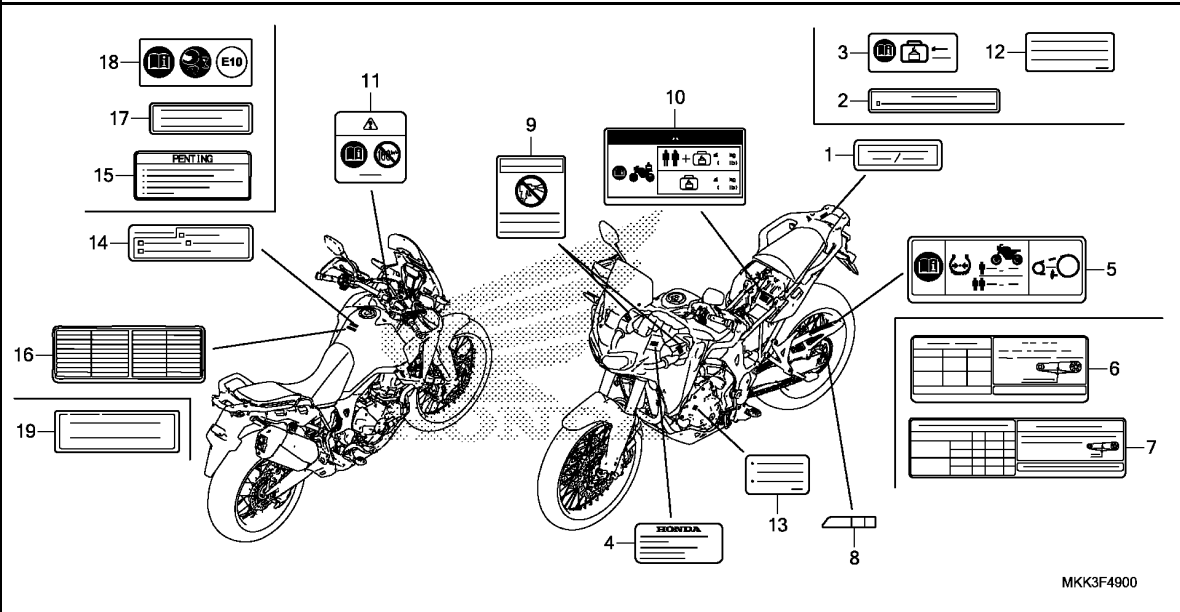
3	410190	BOX OR BAG, TOOL .....	0.1
---	--------	------------------------	-----

Ref. No.	Part No.	Description	Reqd. QTY								Serial No.	Parts catalogue code	
			A	A2	AL	AL2	D	D2	DL	DL2			
1	38235-S04-003	PULLER, MINI FUSE(SUMITOMO) -	1	1	1	1	1	1	1	1	1		
2	77251-GR1-000	BAG, SERVICE BOOK .....	1	1	1	1	1	1	1	1	1		
3	89050-MKK-D00	BOX, TOOL .....	1	1	1	1	1	1	1	1	1		
4	89101-MBW-000	BAG, TOOL .....	1	1	1	1	1	1	1	1	1		
5	89102-538-000	DRIVER, SCREW(NO.2 + -) .....	1	1	1	1	1	1	1	1	1		
6	89103-538-000	GRIP .....	1	1	1	1	1	1	1	1	1		
7	89216-HL4-A00	WRENCH, PLUG(14MM) .....	1	1	1	1	1	1	1	1	1		
8	90117-MGS-D30	SCREW, PAN, 6X16 .....	2	2	2	2	2	2	2	2	2		
9	99001-10140	SPANNER, 10X14 .....	1	1	1	1	1	1	1	1	1		
10	99001-14170	SPANNER, 14X17 .....	1	1	1	1	1	1	1	1	1		
11	99006-19000	WRENCH, EYE, 19MM .....	1	1	1	1	1	1	1	1	1	-----	2ED,2FO,2GS,2KO,2U,3ED,3FO,3GS,3IN,3KO,3MA,3U 4ED,4GS,4IN,4KO,4MA,4U,ED,GS,U



F-49

CAUTION LABEL(CRF1000A/AL/D/DL)



Ref. No.	L.O.N.	(Relative ref. Number)	Description	F.R.T.
----------	--------	------------------------	-------------	--------

NO INFORMATION .....

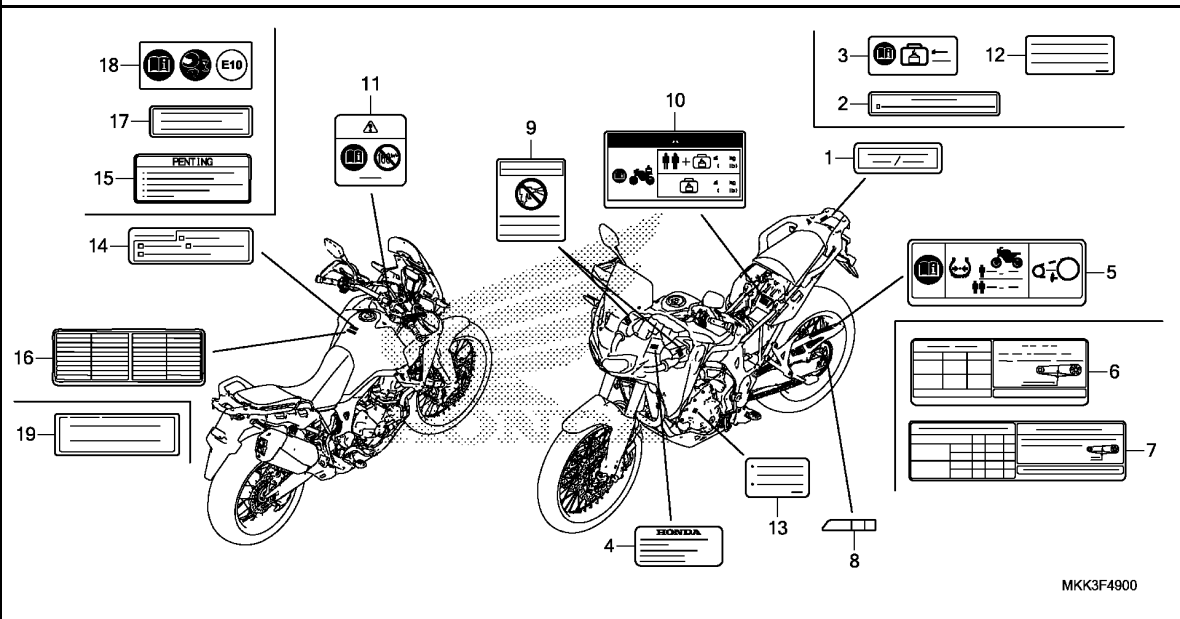
MKK3F4900

3

Ref. No.	Part No.	Description	Reqd. QTY							Serial No.	Parts catalogue code	
			A	A2	AL	AL2	D	D2	DL			DL2
1	81218-KFG-620	LABEL, CARGO LIMIT(10KG) (FRENCH)	-	-	1	-	-	-	1	-	-----	3IN
	81218-KFG-900	LABEL, CARGO LIMIT(10KG) .....	-	-	1	-	-	-	1	-	-----	3MA
2	81218-KYZ-T00	LABEL, CARGO LIMIT(10KG) .....	-	-	1	-	-	-	1	-	-----	2TH,3TH,TH
3	81218-MKK-D00	LABEL, CARGO LIMIT(10KG) (PICTOGRAPH)	1	-	-	-	-	1	-	-	-----	2ED,2F0,2GS,2U,3ED,3F0,3GS,3U,ED,GS,U
4	87125-MKA-D80	LABEL, MANUFACTURER .....	1	-	-	-	-	1	-	-	-----	2ED,3ED,ED
5	87505-MKK-D00	LABEL, TIRE & DRIVE CHAIN (PICTOGRAPH)	1	-	-	-	-	1	-	-	-----	2ED,2F0,2GS,2U,3ED,3F0,3GS,3U,ED,GS,U
6	87505-MKK-KA0	LABEL, TIRE & DRIVE CHAIN (KOREAN)	1	-	-	-	-	1	-	-	-----	2K0,3K0
7	87505-MKK-T10	LABEL, TIRE & DRIVE CHAIN (THAI)	-	-	1	-	-	-	1	-	-----	2TH,3TH,TH
	87505-MKK-NM0	LABEL, TIRE & DRIVE CHAIN (INDONESIAN)	-	-	1	-	-	-	1	-	-----	3IN
	87505-MKK-MM0	LABEL, TIRE & DRIVE CHAIN (ENGLISH)	-	-	1	-	-	-	1	-	-----	3MA
8	87508-MJJ-D31	LABEL, CHAIN ADJUSTER .....	1	-	1	-	1	-	1	-	-----	
9	87509-KWW-A40	LABEL, AIR CLEANER ELEMENT NOTICE(INDONESIAN)	-	-	2	-	-	-	2	-	-----	3IN
	87509-KWP-900	LABEL, AIR CLEANER ELEMENT NOTICE	-	-	2	-	-	-	2	-	-----	3MA
10	87512-MKK-D00	LABEL, ACCESSORIES & LOADING (PICTOGRAPH)	1	-	-	-	-	1	-	-	-----	2ED,3ED,ED
11	87515-MKK-D00	LABEL, TIRE WARNING .....	1	-	-	-	-	1	-	-	-----	2ED,3ED,ED
12	87520-MGH-K00	LABEL, CARGO LIMIT(10.0) .....	1	-	-	-	-	1	-	-	-----	2K0,3K0
13	87541-MJP-G50	LABEL, OIL CAPACITY .....	1	-	1	-	1	-	1	-	-----	2ED,2F0,2GS,2U,3ED,3F0,3GS,3IN,3MA,3U,ED,GS,U

# F-49

# CAUTION LABEL(CRF1000A/AL/D/DL)

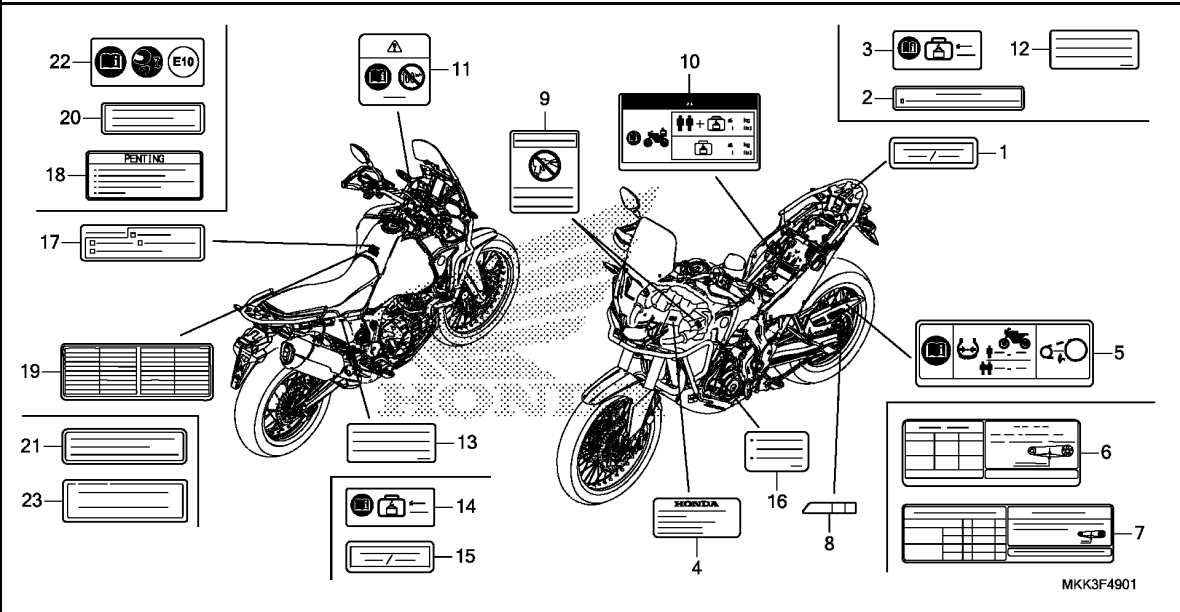


MKK3F4900

Ref. No.	Part No.	Description	Reqd. QTY								Serial No.	Parts catalogue code	
			A	A2	AL	CRF1000		D	D2	DL			DL2
			J	J	J	AL2	J	J	J	J	J		
13)	87541-MFL-750	LABEL, OIL CAPACITY(KOREAN)	1	-	-	-	1	-	-	-	-	-----	2K0,3K0
	87541-MGE-T20	LABEL, OIL CAPACITY(THAI)	-	-	1	-	-	-	1	-	-	-----	2TH,3TH,TH
14	87560-KVB-900	LABEL, DRIVE CAUTION(THAI)	-	-	1	-	-	-	1	-	-	-----	2TH,3TH,TH
15	87560-KVB-930	LABEL, DRIVE CAUTION (INDONESIAN)	-	-	1	-	-	-	1	-	-	-----	3IN
16	87560-MAB-620	LABEL, FRENCH TRANSLATION	1	-	-	-	1	-	-	-	-	-----	2ED,3ED,ED
17	87560-MBR-871	LABEL, DRIVE CAUTION(KOREAN)	1	-	-	-	1	-	-	-	-	-----	2K0,3K0
	87560-MZO-670	LABEL, DRIVE	-	-	1	-	-	-	1	-	-	-----	3MA
18	87586-MJN-D10	LABEL, FUEL & DRIVE (PICTOGRAPH)	1	-	-	-	1	-	-	-	-	-----	2ED,2F0,2GS,2U,3ED,3F0,3GS,3U,ED,GS,U
19	87700-KPP-T01ZA	LABEL, HELMET INFORMATION (THAI)	-	-	1	-	-	-	1	-	-	-----	2TH,3TH,TH
		*TYPE1*	-	-	1	-	-	-	1	-	-	-----	2TH,3TH,TH

# F-49-1

# CAUTION LABEL(CRF1000A2/AL2/D2/DL2)



Ref. No.	L.O.N. (Relative ref. Number)	Description	F.R.T.
NO INFORMATION .....			

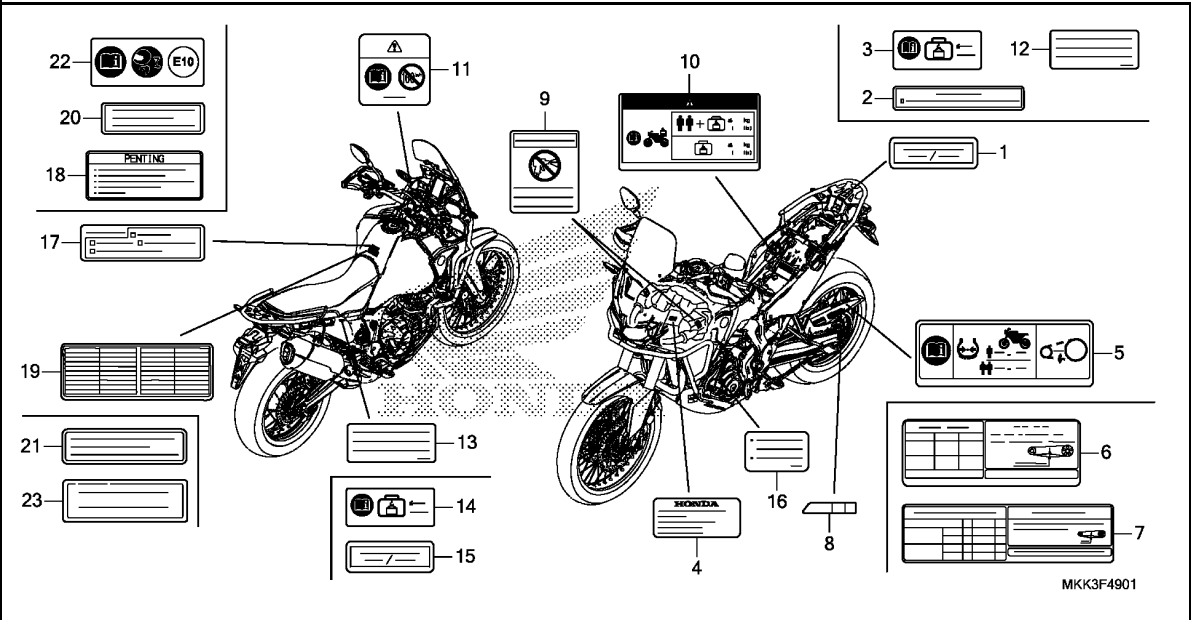
MKK3F4901

3

Ref. No.	Part No.	Description	Reqd. QTY							Serial No.	Parts catalogue code	
			A	A2	AL	AL2	D	D2	DL			DL2
1	81218-KFG-900	LABEL, CARGO LIMIT(10KG) ....	-	-	-	1	-	-	-	1	-----	4MA
	81218-KFG-620	LABEL, CARGO LIMIT(10KG) (FRENCH)	-	-	-	-	-	-	-	1	-----	4IN
2	81218-KYZ-T00	LABEL, CARGO LIMIT(10KG) ....	-	-	-	1	-	-	-	1	-----	4TH
3	81218-MKK-D00	LABEL, CARGO LIMIT(10KG) (PICTOGRAPH)	-	1	-	-	-	1	-	-	-----	4ED,4GS,4U
4	87125-MKA-D80	LABEL, MANUFACTURER .....	-	1	-	-	-	1	-	-	-----	4ED
5	87505-MKK-D20	LABEL, TIRE & DRIVE CHAIN (PICTOGRAPH)	-	1	-	-	-	1	-	-	-----	4ED,4GS,4U
6	87505-MKK-K70	LABEL, TIRE & DRIVE CHAIN (KOREAN)	-	-	-	-	-	1	-	-	-----	4KO
7	87505-MKK-M30	LABEL, TIRE & DRIVE CHAIN (ENGLISH)	-	-	-	1	-	-	-	1	-----	4MA
	87505-MKK-T30	LABEL, TIRE & DRIVE CHAIN (THAI)	-	-	-	1	-	-	-	1	-----	4TH
	87505-MKK-N80	LABEL, TIRE & DRIVE CHAIN (INDONESIAN)	-	-	-	-	-	-	-	1	-----	4IN
8	87508-MJJ-D31	LABEL, CHAIN ADJUSTER .....	-	1	-	1	-	1	-	1	-----	4IN
9	87509-KWP-900	LABEL, AIR CLEANER ELEMENT NOTICE	-	-	-	2	-	-	-	2	-----	4MA
	87509-KWW-A40	LABEL, AIR CLEANER ELEMENT NOTICE(INDONESIAN)	-	-	-	-	-	-	-	2	-----	4IN
10	87512-MKK-D20	LABEL, ACCESSORIES & LOADING (PICTOGRAPH)	-	1	-	-	-	1	-	-	-----	4ED
11	87515-MKK-D00	LABEL, TIRE WARNING .....	-	1	-	-	-	1	-	-	-----	4ED
12	87520-MGH-K00	LABEL, CARGO LIMIT(10.0) ....	-	-	-	-	-	1	-	-	-----	4KO
13	87520-MJF-J10	LABEL, CARGO LIMIT(0.5KG) ...	-	-	-	1	-	1	-	1	-----	4KO,4TH

# F-49-1

# CAUTION LABEL(CRF1000A2/AL2/D2/DL2)

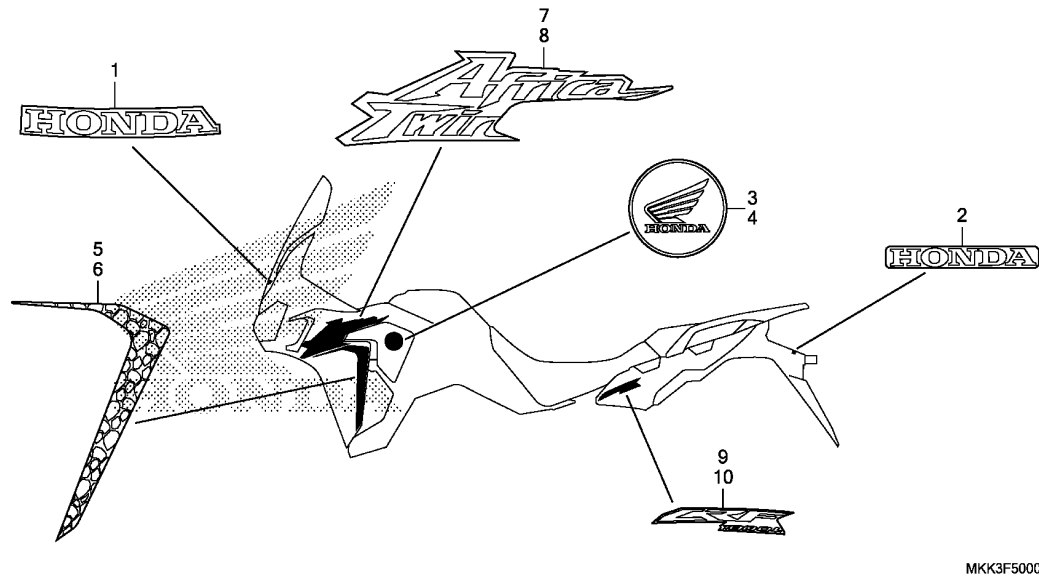


Ref. No.	Part No.	Description	Reqd. QTY								Serial No.	Parts catalogue code	
			A	A2	AL	AL2	D	D2	DL	DL2			
14	87525-MCA-G61	LABEL, CARGO LIMIT(0.5KG) (PICTOGRAPH)	-	1	-	-	-	1	-	-	-----	-----	4ED,4GS,4U
15	87525-MZ3-310	LABEL, CARGO LIMIT(0.5KG) ...	-	-	-	1	-	-	-	1	-----	-----	4IN,4MA
16	87541-MJP-G50	LABEL, OIL CAPACITY .....	-	1	-	1	-	1	-	1	-----	-----	4ED,4GS,4IN,4MA,4U
	87541-MGE-T20	LABEL, OIL CAPACITY(THAI) ...	-	-	-	1	-	-	-	1	-----	-----	4TH
	87541-MFL-750	LABEL, OIL CAPACITY(KOREAN) -	-	-	-	-	-	1	-	-	-----	-----	4KO
17	87560-KVB-900	LABEL, DRIVE CAUTION(THAI) ..	-	-	-	1	-	-	-	1	-----	-----	4TH
18	87560-KVB-930	LABEL, DRIVE CAUTION (INDONESIAN)	-	-	-	-	-	-	-	1	-----	-----	4IN
19	87560-MAB-620	LABEL, FRENCH TRANSLATION ...	-	1	-	-	-	1	-	-	-----	-----	4ED
20	87560-MBR-871	LABEL, DRIVE CAUTION(KOREAN)	-	-	-	-	-	1	-	-	-----	-----	4KO
21	87560-MZO-670	LABEL, DRIVE .....	-	-	-	1	-	-	-	1	-----	-----	4MA
22	87586-MJN-D10	LABEL, FUEL & DRIVE (PICTOGRAPH)	-	1	-	-	-	1	-	-	-----	-----	4ED,4GS,4U
23	87700-KPP-T01ZA	LABEL, HELMET INFORMATION (THAI)	-	-	-	1	-	-	-	1	-----	-----	4TH
		*TYPE1*.....	-	-	-	1	-	-	-	1	-----	-----	4TH

**3**

**F-50**

**MARK/STRIPE(1)**



MKK3F5000

Ref. L.O.N. (Relative ref. Number) F.R.T.  
No. Description

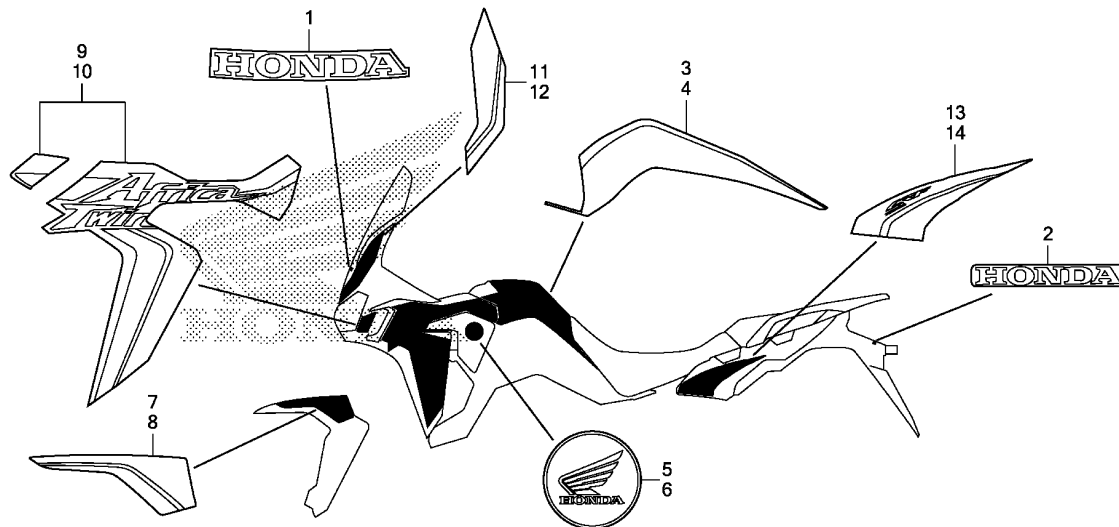
NO INFORMATION .....

**3**

Ref. No.	Part No.	Description	Reqd. QTY								Serial No.	Parts catalogue code
			A	A2	AL	AL2	D	D2	DL	DL2		
1	86101-MJP-G50ZA	MARK, HONDA(65MM) *TYPE1*	1	-	1	-	1	-	1	-	-	ED,GS,TH,U
2	86102-MJP-G50ZA	MARK, HONDA(55MM) *TYPE1*	1	-	1	-	1	-	1	-	-	ED,GS,TH,U
3	86211-MJP-G50	BADGE, R. PRODUCT	1	-	1	-	1	-	1	-	-	ED,GS,TH,U
4	86212-MJP-G50	BADGE, L. PRODUCT	1	-	1	-	1	-	1	-	-	ED,GS,TH,U
5	86641-MKK-D00ZA	STRIPE, R. MIDDLE COWL *TYPE2*	1	-	1	-	1	-	1	-	-	ED,GS,TH,U
	86641-MKK-D00ZB	*TYPE1*	1	-	-	-	1	-	-	-	-	ED
6	86642-MKK-D00ZA	STRIPE, L. MIDDLE COWL *TYPE2*	1	-	1	-	1	-	1	-	-	ED,GS,TH,U
	86642-MKK-D00ZB	*TYPE1*	1	-	-	-	1	-	-	-	-	ED
7	86643-MKK-D00ZA	MARK, R. MIDDLE COWL *TYPE2*	1	-	1	-	1	-	1	-	-	ED,GS,TH,U
	86643-MKK-D00ZB	*TYPE1*	1	-	-	-	1	-	-	-	-	ED
8	86644-MKK-D00ZA	MARK, L. MIDDLE COWL *TYPE2*	1	-	1	-	1	-	1	-	-	ED,GS,TH,U
	86644-MKK-D00ZB	*TYPE1*	1	-	-	-	1	-	-	-	-	ED
9	86831-MKK-D00ZB	MARK, R. SIDE COVER *TYPE2*	1	-	1	-	1	-	1	-	-	ED,GS,TH,U
	86831-MKK-D00ZC	*TYPE1*	1	-	-	-	1	-	-	-	-	ED
10	86832-MKK-D00ZB	MARK, L. SIDE COVER *TYPE2*	1	-	1	-	1	-	1	-	-	ED,GS,TH,U
	86832-MKK-D00ZC	*TYPE1*	1	-	-	-	1	-	-	-	-	ED

# F-50-1

# MARK/STRIPE(2)



MKK3F5001

Ref. L.O.N. (Relative ref. Number) F.R.T.  
No. Description

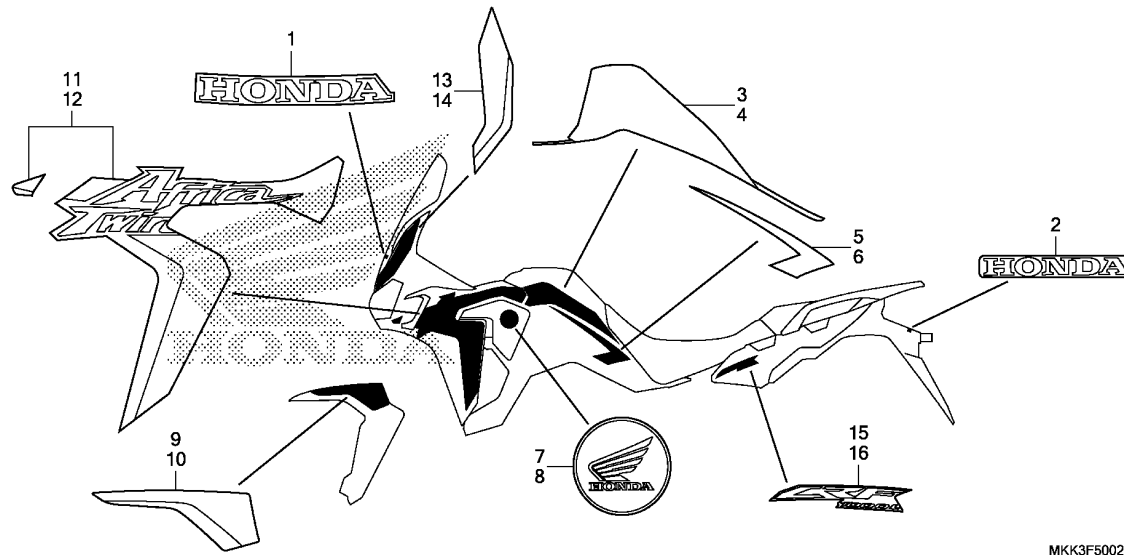
NO INFORMATION .....

Ref. No.	Part No.	Description	Reqd. QTY								Serial No.	Parts catalogue code	
			A	A2	AL	AL2	D	D2	DL	DL2			
1	86101-MJP-G50ZA	MARK, HONDA(65MM) *TYPE1*	1	-	1	-	1	-	1	-	-	-----	2ED,2FO,2GS,2KO,2TH,2U
2	86102-MJP-G50ZA	MARK, HONDA(55MM) *TYPE1*	1	-	1	-	1	-	1	-	-	-----	2ED,2FO,2GS,2KO,2TH,2U
3	86171-MJP-E50ZA	STRIPE, R. FUEL TANK *TYPE1*	1	-	1	-	1	-	1	-	-	-----	2ED,2FO,2GS,2KO,2TH,2U
4	86172-MJP-E50ZA	STRIPE, L. FUEL TANK *TYPE1*	1	-	1	-	1	-	1	-	-	-----	2ED,2FO,2GS,2KO,2TH,2U
5	86211-MJP-G50	BADGE, R. PRODUCT	1	-	1	-	1	-	1	-	-	-----	2ED,2FO,2GS,2KO,2TH,2U
6	86212-MJP-G50	BADGE, L. PRODUCT	1	-	1	-	1	-	1	-	-	-----	2ED,2FO,2GS,2KO,2TH,2U
7	86611-MKK-DA1ZA	STRIPE, R. FR. FENDER *TYPE1*	1	-	1	-	1	-	1	-	-	-----	2ED,2FO,2GS,2KO,2TH,2U
8	86612-MKK-DA1ZA	STRIPE, L. FR. FENDER *TYPE1*	1	-	1	-	1	-	1	-	-	-----	2ED,2FO,2GS,2KO,2TH,2U
9	86641-MKK-DAOZA	STRIPE A, R. MIDDLE COWL *TYPE1*	1	-	1	-	1	-	1	-	-	-----	2ED,2FO,2GS,2KO,2TH,2U
10	86642-MKK-DAOZA	STRIPE A, L. MIDDLE COWL *TYPE1*	1	-	1	-	1	-	1	-	-	-----	2ED,2FO,2GS,2KO,2TH,2U
11	86643-MKK-DAOZA	STRIPE B, R. MIDDLE COWL *TYPE1*	1	-	1	-	1	-	1	-	-	-----	2ED,2FO,2GS,2KO,2TH,2U
12	86644-MKK-DAOZA	STRIPE B, L. MIDDLE COWL *TYPE1*	1	-	1	-	1	-	1	-	-	-----	2ED,2FO,2GS,2KO,2TH,2U
13	86831-MKK-DAOZA	STRIPE, R. SIDE COVER *TYPE1*	1	-	1	-	1	-	1	-	-	-----	2ED,2FO,2GS,2KO,2TH,2U
14	86832-MKK-DAOZA	STRIPE, L. SIDE COVER *TYPE1*	1	-	1	-	1	-	1	-	-	-----	2ED,2FO,2GS,2KO,2TH,2U



**F-50-2**

**MARK/STRIPE(3)**



MKK3F5002

Ref. L.O.N. (Relative ref. Number) F.R.T.  
No. Description

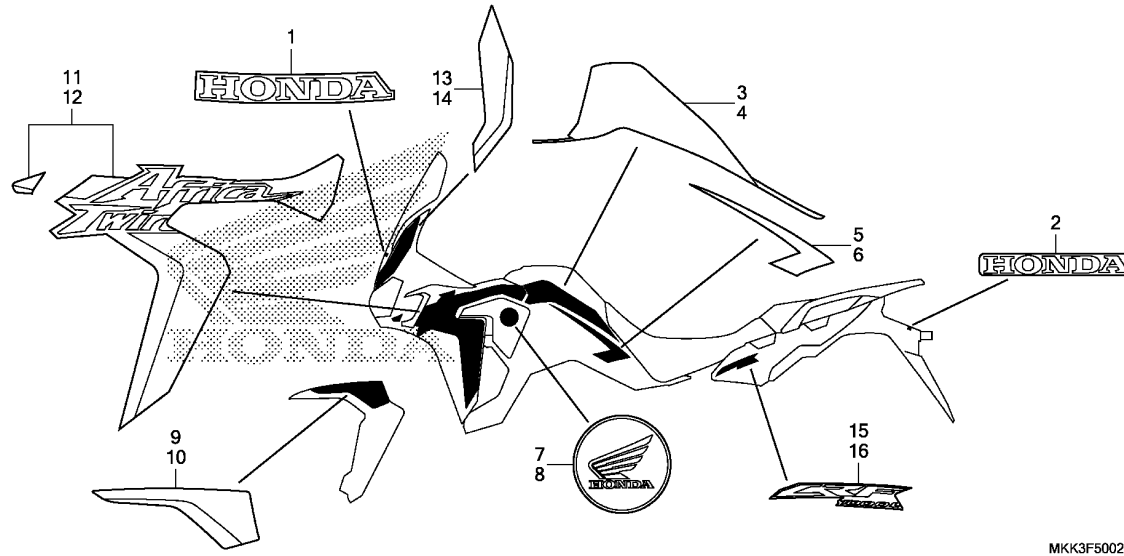
NO INFORMATION .....

**3**

Ref. No.	Part No.	Description	Reqd. QTY								Serial No.	Parts catalogue code
			A	A2	AL	AL2	D	D2	DL	DL2		
1	86101-MJP-G50ZA	MARK, HONDA(65MM) *TYPE1*	1	-	1	-	1	-	1	-	-	3ED,3FO,3GS,3IN,3KO,3MA,3TH,3U
2	86102-MJP-G50ZA	MARK, HONDA(55MM) *TYPE1*	1	-	1	-	1	-	1	-	-	3ED,3FO,3GS,3IN,3KO,3MA,3TH,3U
3	86171-MKK-DLOZA	STRIPE A, R. FUEL TANK *TYPE1*	1	-	1	-	1	-	1	-	-	3ED,3FO,3GS,3IN,3KO,3MA,3TH,3U
4	86172-MKK-DLOZA	STRIPE A, L. FUEL TANK *TYPE1*	1	-	1	-	1	-	1	-	-	3ED,3FO,3GS,3IN,3KO,3MA,3TH,3U
5	86173-MJP-F50ZA	STRIPE B, R. FUEL TANK *TYPE1*	1	-	1	-	1	-	1	-	-	3ED,3FO,3GS,3IN,3KO,3MA,3TH,3U
6	86174-MJP-F50ZA	STRIPE B, L. FUEL TANK *TYPE1*	1	-	1	-	1	-	1	-	-	3ED,3FO,3GS,3IN,3KO,3MA,3TH,3U
7	86211-MJP-G50	BADGE, R. PRODUCT	1	-	1	-	1	-	1	-	-	3ED,3FO,3GS,3IN,3KO,3MA,3TH,3U
8	86212-MJP-G50	BADGE, L. PRODUCT	1	-	1	-	1	-	1	-	-	3ED,3FO,3GS,3IN,3KO,3MA,3TH,3U
9	86611-MKK-DL1ZA	STRIPE, R. FR. FENDER *TYPE1*	1	-	1	-	1	-	1	-	-	3ED,3FO,3GS,3IN,3KO,3MA,3TH,3U
10	86612-MKK-DL1ZA	STRIPE, L. FR. FENDER *TYPE1*	1	-	1	-	1	-	1	-	-	3ED,3FO,3GS,3IN,3KO,3MA,3TH,3U
11	86641-MKK-DLOZA	STRIPE A, R. MIDDLE COWL *TYPE1*	1	-	1	-	1	-	1	-	-	3ED,3FO,3GS,3IN,3KO,3MA,3TH,3U
12	86642-MKK-DLOZA	STRIPE A, L. MIDDLE COWL *TYPE1*	1	-	1	-	1	-	1	-	-	3ED,3FO,3GS,3IN,3KO,3MA,3TH,3U
13	86643-MKK-DLOZA	STRIPE B, R. MIDDLE COWL *TYPE1*	1	-	1	-	1	-	1	-	-	3ED,3FO,3GS,3IN,3KO,3MA,3TH,3U
14	86644-MKK-DLOZA	STRIPE B, L. MIDDLE COWL *TYPE1*	1	-	1	-	1	-	1	-	-	3ED,3FO,3GS,3IN,3KO,3MA,3TH,3U

**F-50-2**

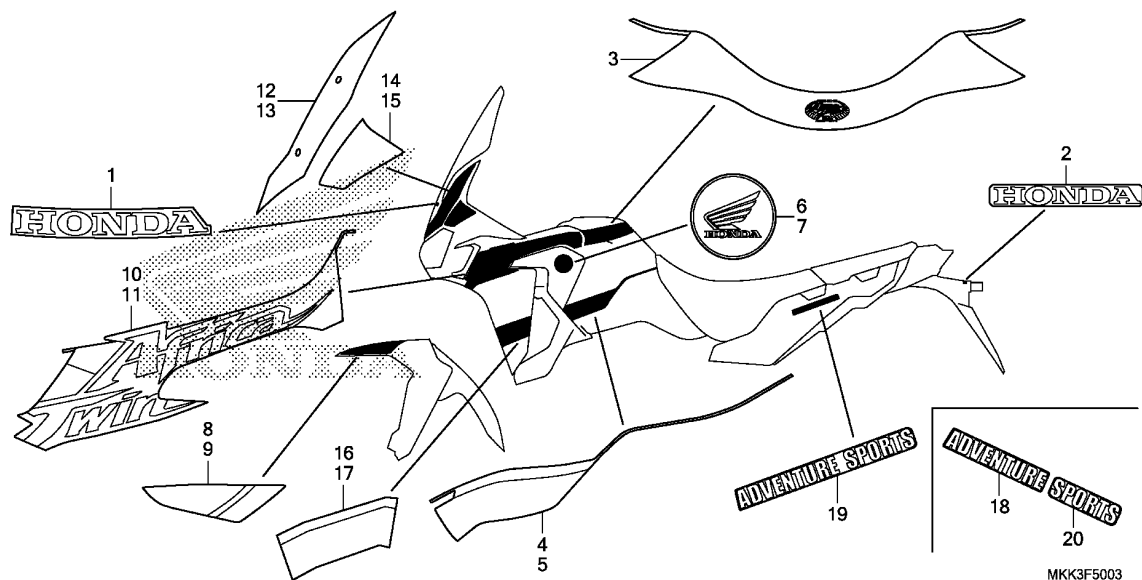
**MARK/STRIPE(3)**



Ref. No.	Part No.	Description	Reqd. QTY								Serial No.	Parts catalogue code
			A	A2	AL	AL2	D	D2	DL	DL2		
15	86831-MKK-D00ZA	MARK, R. SIDE COVER *TYPE3*	1	-	1	-	1	-	1	-	-----	3ED,3FO,3GS,3IN,3K0,3MA,3TH,3U
16	86832-MKK-D00ZA	MARK, L. SIDE COVER *TYPE3*	1	-	1	-	1	-	1	-	-----	3ED,3FO,3GS,3IN,3K0,3MA,3TH,3U

F-50-3

MARK/STRIPE(4)



Ref. L.O.N. (Relative ref. Number) F.R.T.  
No. Description

NO INFORMATION .....

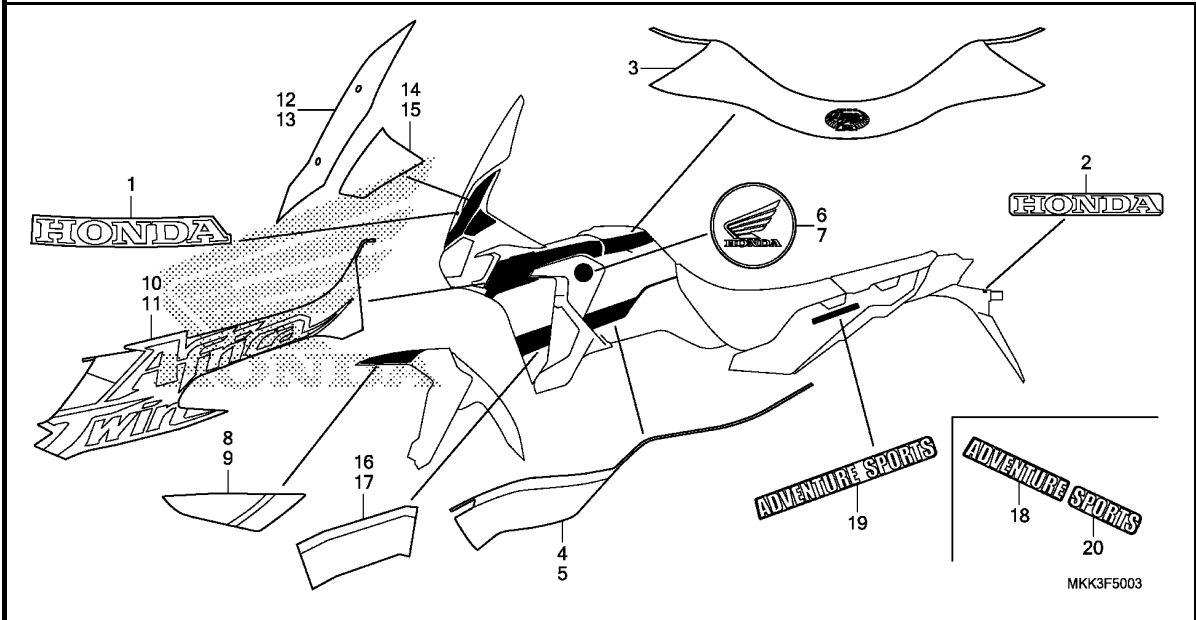
MKK3F5003

3

Ref. No.	Part No.	Description	Reqd. QTY							Serial No.	Parts catalogue code	
			A	A2	AL	AL2	D	D2	DL			DL2
1	86101-MJP-G50ZA	MARK, HONDA(65MM) *TYPE1*	-	1	-	1	-	1	-	1		
2	86102-MJP-G50ZA	MARK, HONDA(55MM) *TYPE1*	-	1	-	1	-	1	-	1		
3	86171-MKK-D20ZA	STRIPE A, FUEL TANK *TYPE1*	-	1	-	1	-	1	-	1		
4	86173-MKK-D20ZA	STRIPE B, R. FUEL TANK *TYPE1*	-	1	-	1	-	1	-	1		
5	86174-MKK-D20ZA	STRIPE B, L. FUEL TANK *TYPE1*	-	1	-	1	-	1	-	1		
6	86211-MJP-G50	BADGE, R. PRODUCT	-	1	-	1	-	1	-	1		
7	86212-MJP-G50	BADGE, L. PRODUCT	-	1	-	1	-	1	-	1		
8	86611-MKK-D21ZA	STRIPE, R. FR. FENDER *TYPE1*	-	1	-	1	-	1	-	1		
9	86612-MKK-D21ZA	STRIPE, L. FR. FENDER *TYPE1*	-	1	-	1	-	1	-	1		
10	86641-MKK-D20ZA	STRIPE A, R. MIDDLE COWL *TYPE1*	-	1	-	1	-	1	-	1		
11	86642-MKK-D20ZA	STRIPE A, L. MIDDLE COWL *TYPE1*	-	1	-	1	-	1	-	1		
12	86643-MKK-D20ZA	STRIPE B, R. MIDDLE COWL *TYPE1*	-	1	-	1	-	1	-	1		
13	86644-MKK-D20ZA	STRIPE B, L. MIDDLE COWL *TYPE1*	-	1	-	1	-	1	-	1		
14	86645-MKK-D20ZA	STRIPE C, R. MIDDLE COWL *TYPE1*	-	1	-	1	-	1	-	1		

**F-50-3**

**MARK/STRIPE(4)**



Ref. No.	Part No.	Description	Reqd. QTY								Serial No.	Parts catalogue code
			A	A2	AL	AL2	D	D2	DL	DL2		
			CRF1000									
			J	J	J	J	J	J	J	J		
15	86646-MKK-D20ZA	STRIPE C, L. MIDDLE COWL *TYPE1*	-	1	-	1	-	1	-	1		
16	86647-MKK-D20ZA	STRIPE D, R. MIDDLE COWL *TYPE1*	-	1	-	1	-	1	-	1		
17	86648-MKK-D20ZA	STRIPE D, L. MIDDLE COWL *TYPE1*	-	1	-	1	-	1	-	1		
18	86831-MKK-D20ZA	MARK, R. RR. SIDE COWL *TYPE1*	-	1	-	1	-	1	-	1		
19	86832-MKK-D20ZA	MARK, L. RR. SIDE COWL *TYPE1*	-	1	-	1	-	1	-	1		
20	86833-MKK-D20ZA	MARK, R. RR. SIDE LID *TYPE1*	-	1	-	1	-	1	-	1		



# PART NO. INDEX

Part Number	Page	Ref.	Part Number	Page	Ref.	Part Number	Page	Ref.	Part Number	Page	Ref.	Part Number	Page	Ref.
19000			22121-MJP-G51	95	3	24781-KE1-000	166	4	32100-MKK-F00	179	3	35113-MJK-N20	133	6
			22125-HP6-A00	95	4	28000			32100-MKK-N10	179	3	35121-MGP-D63	133	7
19010-MJP-G51	187	1	22210-MJP-305	95	5	23495-MM5-000	109	16	32100-MKK-N60	179	3	35134-MKK-D20	125	5
19010-MJP-T61	187	1	22325-MJP-G51	95	6	23501-MJP-G50	109	17	32100-MKK-N80	179	3	35134-MKK-D70	127	4
19010-MJP-V12	187	1	22350-MJP-G51	95	7	23501-MJP-G80	112	9	32100-MKK-U00	179	3	35135-MJM-D60	125	6
19014-KEA-003	187	2	22361-MJP-G51	95	8	23511-MJP-G50	109	18	28102-ME9-000	98	1			
19015-MJP-G51	187	3	22401-MJP-G51	95	9	23511-MJP-G80	111	9	28110-MJP-G50	98	2	32100-MKK-U20	179	3
19016-KEA-003	187	4	22425-MJP-G51	95	10	23512-MGE-D00	111	10	28121-MAH-000	98	3	32100-MKK-U50	179	3
19020-MGS-D31	187	5	22500-MJP-G81	96	2	23521-MJP-G50	109	19	28126-MBB-003	98	4	32100-MKK-U70	179	3
19020-MJP-G51	187	6	22711-MJP-G80	96	3	23521-MJP-G80	112	10	28131-HL4-000	98	5	32102-MKK-D00	181	12
19025-MJP-G51	187	7	22712-MJP-G80	96	4	23801-MEE-D00	109	20	28160-MJP-G50	98	6	32103-MKK-D00	181	13
19035-MKK-D20	187	8	22720-MJP-G80	96	5	23801-MJP-H60	109	20	28333-300-000	167	1	32103-MKK-D50	181	13
19036-GS2-600	152	23	22810-MJP-G50	92	7		112	11	28660-RFH-013	97	9	32121-MKK-D00	125	3
19036-MJP-G50	187	9	22815-413-000	92	8	23812-MJP-G50	99	5	30000			32151-MKK-D00	125	4
19037-KVB-902	187	10	22815-MGE-D01	111	1	23812-MJP-H60	99	5	30430-MKK-305	133	1	32155-MJP-G50	179	4
19037-MCA-G61	187	10	22821-MJP-G50	104	8				30430-MKK-D01	133	1	32155-MKK-D00	179	4
19037-MCJ-K01	187	10	22847-MJP-G50	95	11	24000			30430-MKK-F01	133	1	32157-MJP-G50	99	6
19040-MJP-G50	187	11	22870-MJP-G51	125	2	24211-MJP-G50	113	1	30430-MKK-MM1	133	1	32158-MJP-G80	93	15
19045-MJP-G50	187	12	22870-MKK-D21	125	2	24211-MJP-G80	114	1	30510-MKK-D01	181	2	32158-MJP-G80	93	16
19046-KVB-902	187	13	23000			24212-MJP-G50	113	2	30520-MKK-D01	181	3	32159-MJP-G50	179	5
19046-MCA-G61	187	13	23103-MJP-G50	95	12	24212-MJP-G80	114	2	30530-MKK-D01	181	4	32401-MKK-D00	178	3
19051-KA3-830	187	14	23103-MJP-G80	96	6	24213-HL4-000	114	3	30540-MKK-D01	181	5	32401-MKK-D50	178	4
19052-MB0-000	159	17	23104-HL4-000	96	7	24261-283-000	109	21	30700-HL4-A01	181	6	32406-MKK-D01	178	5
19052-MFF-D00	187	15	23104-MJP-G50	95	13				30701-MJP-G51	181	7	32410-MJP-G50	178	6
19055-MJF-H11	187	13	23115-MW4-000	95	14	24310-MJP-G80	114	4				32601-MKK-D00	178	7
19061-MJP-G50	189	1				24310-MKK-D01	113	3	31000			32605-GEV-761	179	6
19080-MJP-G51	187	16	23210-MJP-G80	111	2	24312-MJP-G80	114	5	31110-MJP-G51	100	1	32606-GEV-761	179	7
19101-MJP-G50	189	2	23211-MJP-G50	109	1	24315-HL4-000	114	6	31120-MJP-G51	100	2	32606-MEL-D01	179	8
19102-MJP-G50	189	3	23213-HL4-000	109	2	24315-MGZ-J00	113	4	31120-MJP-G81	100	2	32925-958-000	188	17
19103-MJP-G50	189	4				24321-KT8-030	114	7	31200-MJP-G51	101	1	33000		
19104-MJP-G50	189	5	23220-MJP-G50	109	3	24322-MM4-000	114	8	31201-MJP-G51	101	1	33100-MJP-G52	122	1
19106-GET-000	189	6	23220-MJP-G80	112	1	24324-KA3-711	114	9	31202-MEW-921	101	3	33111-MGH-640	122	2
19107-GET-000	189	7	23231-MJP-G80	111	4	24325-HL4-000	113	5	31203-MEW-921	101	4	33115-KVK-900	162	10
19125-MKK-D00	181	1	23405-MJP-G80	96	9				31204-MEW-921	101	5	33301-SAO-741	177	1
19200-MJP-G50	92	5	23406-HL4-000	96	10	24326-KBH-901	114	12	31205-MEW-921	101	6	33400-MJP-G62	176	1
			23421-MJP-G50	109	4	24328-MJP-G80	114	13	31206-MEW-921	101	7	33450-MJP-G62	176	2
19226-MJP-G50	92	6	23421-MJP-G80	112	2	24329-KA3-740	114	14	31207-KS5-901	101	8	33600-MJP-G62	176	3
			23422-HL4-000	112	3	24329-MGS-D20	114	15	31208-MEW-921	101	9	33611-MEE-D00	176	4
19300-MCJ-003	85	8	23431-MJP-G50	109	5	24430-MKK-D00	113	6	31209-MEW-921	101	10	33612-MEE-D00	176	5
19305-KV3-010	85	9	23441-MJP-G50	109	6	24433-MJP-G80	114	17	31210-MEW-921	101	11	33650-MJP-G62	176	6
19321-MJP-G50	85	10	23441-MJP-G80	112	4	24434-MJP-G80	114	18	31300-MJP-G81	116	7	33701-MJP-G52	177	2
19501-MKK-D00	189	8	23442-MS2-610	109	7	24435-MJP-G50	113	7	31500-MKK-D02	178	2	33705-MKK-D00	177	3
19505-KS6-700	189	9	23451-MJP-G50	109	8	24435-MJP-G80	114	19	31600-MGZ-J01	181	8	33720-MFA-D01	177	4
19506-KS6-700	189	10	23451-MJP-G80	111	5	24435-MJP-G80	114	20	31651-MJP-B61	181	9	33721-GET-671	177	5
19509-MM5-003	165	26	23461-MJP-G50	109	9	24610-MKK-D00	113	8	31652-MGH-H21	181	10	33728-MFL-000	177	6
19511-MKK-D00	189	11	23461-MJP-G80	112	5	24613-MJP-G50	113	9	31653-MKK-D21	181	11	33729-MCZ-003	177	7
19511-MKK-D50	189	11	23462-MAT-000	109	10	24615-MGE-D01	116	4	31700-GFZ-J01	179	1	33731-MJO-940	177	8
19513-MKK-D00	189	12				24616-MGS-D21	116	5	31700-MM8-610	179	2	33741-MCW-D01	137	1
19514-MKK-D00	189	13	23463-MJP-G50	109	11	24617-MGE-D01	116	6	31909-MJP-G51	85	11	33741-MS6-921	177	9
19521-MKK-D00	189	14	23471-MJP-G80	111	6	24651-KR3-000	113	10				37000		
19521-MKK-D50	189	15	23481-MJP-G50	109	12	24651-MGS-D20	114	21	32000			37100-MKK-D01	123	1
19530-MJP-G80	189	16	23481-MJP-G80	112	7	24652-HA0-000	113	11	32100-MKK-D00	179	3	37100-MKK-D21	123	1
			23482-MR7-000	109	13				32100-MKK-D20	179	3	37100-MKK-D51	123	1
22000			23491-MJP-G50	109	14				32100-MKK-D50	179	3	37100-MKK-D71	123	1
			23491-MJP-G80	111	7	24705-MJP-G50	166	1	32100-MKK-D70	179	3	37100-MKK-H11	123	1
22100-HL4-003	96	1	23492-HL4-000	111	8	24710-MJP-G50	166	2	35000			37100-MKK-N81	123	1
22100-MJP-G50	95	1	23495-KY1-000	109	15	24724-MBW-D21	166	3	35010-MKK-D00	133	2	37100-MKK-NS1	123	1
22116-MJP-G50	95	2							35100-MKK-D01	133	3	37100-MKK-T11	123	1
									35101-MKK-D01	133	4	37100-MKK-T31	123	1
									35105-MFJ-D01	133	5	37100-MKK-T61	123	1
												37100-MKK-T81	123	1
												37100-MKK-U01	123	1



# PART NO. INDEX

Part Number	Page	Ref.	Part Number	Page	Ref.	Part Number	Page	Ref.	Part Number	Page	Ref.	Part Number	Page	Ref.	Part Number	Page	Ref.
37100-MKK-U21	123	1	38810-MJP-G81	93	17	43157-MJP-G80	144	5	45126-MKK-D00	131	1	50542-KCM-620	169	4	51500-MKK-D01	139	17
37100-MKK-U51	123	1				43158-MJP-G50	144	6	45127-MKK-D00	131	2	50601-MJP-G50	169	5	51500-MKK-D21	139	17
37100-MKK-U71	123	1	39000			43208-MCT-006	147	2	45128-MKK-D01	129	4	50603-KA3-710	167	3	51500-MKK-D51	139	17
37105-MKK-D01	123	2				43215-KZ4-J41	146	13	45132-166-016	147	9	50603-MFJ-D00	167	4	51500-MKK-D71	139	17
37110-MKK-D01	123	3	39119-MJG-640	191	3	43215-MCT-006	147	3	45133-166-016	147	10	50607-MJP-G50	167	5	51500-MKK-J31	139	17
37110-MKK-D21	123	3				43230-MJP-G80	147	4	45133-MA3-006	146	18	50607-MKK-D20	167	5	51500-MKK-NM1	139	17
37110-MKK-D51	124	3				43250-MJP-G81	147	5	45150-MJP-G51	140	11	50615-MKK-D00ZB	167	6	51525-MJP-305	139	18
37110-MKK-D71	124	3				43251-MJP-G51	149	21	45156-MJP-G50	129	5	50617-KZ4-J40	167	7	51525-MKK-D21	139	18
37110-MKK-H11	123	3	40000			43290-MJP-G81	147	6	45220-MJP-G61	142	15	50617-MKK-D00	167	8			
37110-MKK-N81	124	3				43310-MKK-D01	144	7	45250-MJP-G51	140	12	50618-KZ4-J40	167	9	52000		
37110-MKK-NM1	123	3	40510-MJP-G50	170	2	43311-MKK-D01	144	8	45423-KA4-700	166	7	50625-MKK-D00ZB	167	10			
37110-MKK-NS1	124	3	40535-MJM-D01	170	3	43352-568-003	140	5	45504-410-003	129	6	50627-MKK-D00	167	11	52101-MJP-G50	170	5
37110-MKK-T11	123	3	40540-MJP-G51	170	4		146	14	45510-MJP-G51	129	7	50661-MKK-D00	167	12	52141-MJP-G50	170	6
37110-MKK-T31	123	3				43353-461-771	140	6	45513-K33-D01	144	17	50662-MKK-D00	167	13	52142-MJP-G50	170	7
37110-MKK-T61	124	3	41000				146	15	45513-MM5-016	129	8	50707-MJP-G50	167	14	52143-MJP-G50	170	8
37110-MKK-T81	124	3				43362-MGS-D71	147	7	45517-166-006	129	9	50707-MKK-D20	167	14	52156-MJP-G50	170	9
37110-MKK-U01	123	3	41201-MJP-G51	148	5	43450-MJP-G81	132	2	45518-MEN-J01	129	10	50715-MKK-D00ZB	167	15	52157-MJP-G50	170	10
37110-MKK-U21	123	3				43455-MJP-G80	132	3	45518-MM5-006	129	11	50716-MJP-G50	167	16	52161-KZZ-900	170	11
37110-MKK-U51	124	3	42000			43503-MR8-006	144	9	45520-GW0-911	144	18	50718-KZ4-J40	167	17	52170-MKK-D00	170	12
37110-MKK-U71	124	3				43504-MB2-006	144	10	45520-MM5-006	129	12	50720-KT7-761	167	18	52171-KR6-000	170	13
37215-MKK-D00	124	4	42301-MJP-G50	148	6	43510-MKK-D01	144	11	45521-GW0-911	144	19	50725-MKK-D00ZB	168	19	52171-MAN-620	170	14
37260-MGE-641	104	12	42305-MJP-G50	148	7	43511-KW7-881	144	12	45523-KA3-731	129	13	50730-KT7-761	168	20	52171-MKK-D00	170	15
37610-MKK-D01	124	5	42311-MJP-G50	148	8	43512-MKK-D01	144	13	45530-MA4-671	129	14				52200-MJP-G50	170	16
37610-MKK-D51	124	5	42312-MGS-D30	148	9	43514-KS6-701	144	14				51000			52200-MKK-D20	170	16
37620-MKK-D01	124	6	42515-MJP-G60	148	10	43516-MR5-000	161	7							52400-MKK-305ZA	172	1
37700-MJE-D01	104	13	42615-MJP-G51	148	11	43520-MJ6-315	144	15	46182-MEL-D21	144	20	51400-MKK-305	138	1	52400-MKK-305ZB	172	1
37710-MJP-G81	104	14	42620-MJP-G50	148	12	43530-MJ0-006	144	16	46184-611-000	147	11	51400-MKK-306	138	1	52400-MKK-D01	172	1
37750-KPH-701	104	15	42625-MJP-G50	148	13				46401-TM8-A01	117	11	51400-MKK-D01	138	1	52400-MKK-D21	172	1
37800-MKK-D01	151	24	42635-MKK-D00	148	14	44000			46500-MJP-G50	166	8	51400-MKK-D21	138	1	52400-MKK-DA1	172	1
37800-MKK-D21	153	24	42650-MKK-D00	148	15				46502-MJP-G50	166	9	51400-MKK-D51	138	1	52400-MKK-K71	172	1
37870-MGS-D31	85	12	42650-MKK-DA0	148	15	44301-MJP-G50	142	3	46504-MAL-601	144	21	51400-MKK-D71	138	1	52400-MKK-KA1	172	1
37880-KWV-C01	159	18	42701-MKK-D01	148	16	44302-MJP-G50	142	4	46513-MJP-G50	166	10	51400-MKK-J31	138	1	52400-MKK-KL1	172	1
37880-MJP-G51	122	3	42701-MKK-DA1	148	16	44311-MJP-G50	142	5	46525-KK0-003	167	2	51400-MKK-NM1	138	1	52400-MKK-MM1ZA	172	1
			42704-MEG-003	142	2	44515-MJP-G60	142	6				51401-MJP-G51	138	2	52400-MKK-MM1ZB	172	1
38000						44620-MJP-G50	142	7	50000			51401-MKK-D21	138	2	52400-MKK-T11ZA	172	1
			42705-MEG-003	142	2	44635-MJP-G50	142	8				51401-MKK-J31	138	2	52400-MKK-T11ZB	172	1
38110-KCR-J01	179	9				44650-MKK-D00	142	9	50100-MKK-D00ZA	183	3	51404-MJP-G51	138	3	52400-MKK-T11ZC	172	1
38235-S04-003	195	1	42711-MJP-DA1	149	18	44650-MKK-DA0	142	9	50100-MKK-D00ZB	183	3	51406-MW4-003	138	4	52462-MJP-G50	172	2
38301-MKK-D01	179	10	42711-MKK-D02	149	18	44701-MKK-D01	142	10	50170-MJP-G50ZA	183	4	51410-MKK-305	138	5	52463-MJP-G50	172	3
38301-MKK-F01	179	10	42712-MGC-N22	149	19	44701-MKK-DA1	142	10	50170-MJP-G50ZC	183	4	51410-MKK-D01	138	5	52464-MJP-G50	172	4
38306-MGH-640	179	11	42712-MKK-D02	149	19	44711-MJP-DA1	142	11				51410-MKK-D21	138	5	52465-MKK-D00	172	5
38501-KWN-901	180	12	42713-MGC-N21	149	20	44711-MKK-D02	142	11	50291-MCW-D00	174	2	51412-KZ3-003	138	6	52472-MJP-G50	172	6
38506-KVS-600	180	13	42713-MKK-D02	149	20	44712-400-014	142	12	50328-HP1-600	185	8	51414-MFR-671	138	7	52475-MJP-G50	172	7
38506-KZZ-900	180	14				44712-KA3-711	142	12	50345-MKK-D00	131	3	51415-MFR-671	138	8	52491-MCA-000	185	9
38510-MJP-G61	146	4	43000			44713-KS6-641	142	13	50351-MKK-D00	183	5	51421-KAE-871	138	9			
38514-MKK-D00	129	2				44713-MG7-003	142	13	50352-MJP-G50	183	6	51425-MJP-305	138	10	53000		
38520-MKK-D01	140	4	43107-KT7-761	146	5				50353-MJP-G50	183	7	51425-MKK-D21	138	10			
38610-MJP-G81	97	10	43108-MBB-006	146	6	45000			50354-MJP-G50	183	8	51430-MJP-G51	138	11	53100-MKK-D00	133	9
38770-MKK-D02	181	17	43110-MJP-G61	146	7				50355-MJP-G50	183	9	51430-MKK-D21	138	11	53100-MKK-DA0	133	9
38770-MKK-D52	181	17	43110-MJP-G81	146	8	45103-MR7-006	140	7	50356-MJP-G50	183	10	51430-MKK-J31	138	11	53104-MJP-G50	133	10
38770-MKK-H12	181	17	43112-MV9-016	146	9	45106-MJP-G51	140	8	50357-MJP-G50	183	11	51441-MJP-G51	139	12	53105-MKK-D00	133	11
38770-MKK-N12	181	17	43131-KW3-006	146	10	45107-MJP-G51	140	9	50358-MKK-D00	183	12	51447-KZ3-003	139	13	53105-MKK-DA0	133	11
38770-MKK-N62	182	17	43132-KT7-761	146	11	45111-MA3-006	146	16	50359-MJP-G50	183	13	51451-MAJ-G41	139	14	53106-MJP-G50	133	12
38770-MKK-T12	181	17	43150-MJP-G61	146	12	45111-MAJ-G41	146	17	50361-MKK-D00	183	14	51454-MKK-D01	139	15	53107-MJP-G50	133	13
38770-MKK-T62	181	17	43150-MJP-G81	146	12	45111-MCT-006	147	8	50362-MJP-G50	183	15	51454-MKK-D21	139	15	53108-MJP-G50	133	14
38770-MKK-U02	181	17	43155-MJP-G50	144	1	45117-MJP-G51	140	10	50530-MKK-D00	169	2	51490-MJP-G51	139	16	53109-MJP-G50	133	15
38770-MKK-U52	181	17	43155-MJP-G80	144	2	45120-MJP-G51	142	14	50530-MKK-D20	169	2	51497-MEL-000	140	13	53111-MKK-D00	125	13
38800-MJP-G81	104	16	43156-MJP-G60	144	3	45125-MJP-G61	129	3	50530-MKK-J30	169	2	51500-MKK-305	139	17			
38805-MJP-G80	104	17	43156-MJP-G80	144	4	45125-MKK-D21	129	3	50531-GGK-000	169	3	51500-MKK-306	139	17	53112-MJP-G50	125	14

# PART NO. INDEX

Part Number	Page	Ref.	Part Number	Page	Ref.	Part Number	Page	Ref.	Part Number	Page	Ref.	Part Number	Page	Ref.
53125-174-670	174	3	64000			64581-MKK-D00	192	21	80107-MKK-D00	174	8	83720-MKK-D20	157	14
53131-MJP-G80	134	16				64582-MJP-G50	192	22	80118-MFJ-D00	137	7	83740-MKK-D20	157	15
53132-MJP-G80	134	17	64121-MEJ-000	191	6	64586-MBW-D20	192	23		154	14			
53132-MKK-D20	134	17	64122-MCZ-000	154	1	64591-MKK-D00	192	24		156	1	86000		
53135-MJP-G50	134	18	64205-166-610	191	7	64611-MJP-G50	193	9		157	2			
53136-MJP-G50	134	19				64611-MKK-D20	194	11	80120-MKK-D00	174	9	86101-MJP-G50ZA	200	1
53140-MKK-D01	125	15	64211-MKK-D00	191	8	64711-MJP-G50	193	10	80121-MKK-D00	178	10		201	1
	127	12	64212-MJP-G50	188	18	64712-MJP-G50	193	11	80122-MKK-D00	178	11		202	1
53166-MGE-000	125	16	64213-MJN-A01	191	9	64712-MKK-D20	194	12	80123-MKK-D00	178	12		204	1
	127	13	64215-MKK-D00	191	10	64761-MJP-G50	193	12	80137-MKK-D00	174	10	86102-MJP-G50ZA	200	2
53170-MKK-D01	129	15	64215-MKK-D20	191	10				80137-MKK-D20	174	11		201	2
53172-MJP-G50	125	17	64218-MKK-D00	191	11	67000			80140-MKK-D00	174	12		202	2
53172-MJP-G80	132	4	64221-MJP-G50	191	12				80143-MKK-D00	174	13		204	2
53174-KA3-730	125	18	64231-MJP-NC0	191	13	67113-MCT-940	192	25				86150-KPG-901	134	21
	132	5	64231-MKK-N80	185	11							86150-KPG-902	134	21
53175-MJP-G80	132	6	64250-MJP-G50ZA	191	14	75000			81000			86171-MJP-E50ZA	201	3
53178-MJP-G50	125	19	64250-MKK-D20ZA	191	15				81210-MKK-D20	157	3	86171-MKK-D20ZA	204	3
53178-MJP-G80	132	7	64310-MKK-D00ZA	193	3	75581-MJN-A00	154	2	81218-KFG-620	196	1	86171-MKK-DLOZA	202	3
53180-MJP-G60ZA	135	1	64310-MKK-D00ZB	193	3					198	1	86172-MJP-E50ZA	201	4
53180-MJP-G60ZB	135	1	64310-MKK-D20ZA	194	3	77000			81218-KFG-900	196	1	86172-MKK-DLOZA	202	4
53185-MJP-G60ZA	135	2	64310-MKK-DAOZA	193	3				81218-KYZ-T00	198	1	86173-MJP-F50ZA	202	5
53185-MJP-G60ZB	135	2	64310-MKK-DLOZA	193	3	77100-MJP-F51ZA	154	3		196	2	86173-MKK-D20ZA	204	4
53191-MJP-G60	129	16	64312-MJP-G50	191	16	77100-MJP-G51ZA	154	3		198	2	86174-MJP-F50ZA	202	6
53192-MCJ-000	125	20	64320-MJP-G51	193	4	77100-MJP-G51ZB	154	3	81218-MKK-D00	196	3	86174-MKK-D20ZA	204	5
53192-MJP-G80	132	8	64320-MKK-D20	194	4	77110-KA3-730	154	4		198	3	86211-MJP-G50	200	3
53193-MJP-G80	132	9	64322-MKK-D20	194	5	77156-MKK-D01	154	5	81300-MKK-D00ZA	156	2		201	5
53194-MJP-G80	132	10	64323-MKK-D20	194	6	77156-MKK-D21	154	6	81300-MKK-D00ZB	156	2		202	7
53195-MJP-G80	132	11	64360-MKK-D00ZA	193	5	77206-GF0-000	154	7	81302-MKK-D20	157	4		204	6
53196-MJP-G60	126	21	64360-MKK-D00ZB	193	5	77208-KW7-900	131	6	81307-MKK-D20	157	5	86212-MJP-G50	200	4
	132	12	64360-MKK-D20ZA	194	7	77212-MFJ-D00	193	13	81350-MKK-D20	157	6		201	6
53214-371-010	136	1	64360-MKK-DAOZA	193	5				81351-MKK-D20	157	7		202	8
53214-MM9-003	136	2	64360-MKK-DLOZA	193	5	77220-MJF-A01	154	8					204	7
53219-MJP-G50	136	3	64370-MJP-G51	193	6	77235-MJE-D00	154	2	83000			86611-MKK-D21ZA	204	8
53229-MN1-650	136	4	64370-MKK-D20	194	8	77236-KAZ-780	174	4				86611-MKK-DA1ZA	201	7
53300-MJP-G50	134	20	64382-MM5-300	151	25	77239-MJM-D62	154	9	83430-MJP-KC0	153	28	86611-MKK-DL1ZA	202	9
53781-SE0-952	180	15				77251-GR1-000	195	2	83505-KGB-610	165	28	86612-MKK-D21ZA	204	9
			64401-MJP-G50	99	7	77281-MFL-D20	151	26	83545-KCJ-690	159	19	86612-MKK-DA1ZA	201	8
57000			64402-MJP-G50	99	8				83551-GE2-000	151	28	86612-MKK-DL1ZA	202	10
			64403-MJP-G50	99	9	77300-MJP-DAOZA	154	10		153	29	86641-MKK-D00ZA	200	5
57110-MKK-D01	131	4	64418-MFJ-A40	153	26	77300-MJP-DAOZB	154	10		174	14	86641-MKK-D00ZB	200	5
			64440-MJP-G60	185	12	77300-MJP-DAOZC	154	10		188	20	86641-MKK-D20ZA	204	10
61000			64440-MKK-D20	185	13	77300-MKK-D21ZA	154	10		192	26	86641-MKK-DAOZA	201	9
			64450-MJP-G50	183	16	77302-124-000	188	19	83600-MKK-D20ZA	157	8	86641-MKK-DLOZA	202	11
61000-MKK-D21ZA	137	2	64455-MKK-D20	185	14	77321-MY5-G50	154	11	83605-MY5-G30	193	14	86642-MKK-D00ZA	200	6
61000-MKK-DA1ZA	137	2	64460-MKK-D20	185	15	77321-MKK-D20	154	12	83610-MKK-D00ZA	156	3	86642-MKK-D00ZB	200	6
61000-MKK-DL1ZA	137	2	64460-MKK-N80	185	15	77582-MJP-G50	154	13	83610-MKK-D00ZB	156	3	86642-MKK-D20ZA	204	11
61100-MJP-G50	137	3	64470-MKK-D20	185	16	77600-MKK-D20ZB	154	3	83610-MKK-D00ZC	156	3	86642-MKK-DAOZA	201	9
61101-MJP-G50	137	4	64480-MKK-D20	185	17				83615-MKK-D20	157	9	86643-MKK-D00ZA	200	7
61102-MJP-G50	137	5	64491-MKK-D20	185	18	80000			83620-MJP-G50	156	4	86643-MKK-D00ZB	200	7
61103-MJP-G50	122	4	64492-MKK-D20	185	19				83620-MKK-D20	157	10	86643-MKK-D20ZA	204	12
61104-428-010	131	5	64501-MKK-D00	191	17	80100-MKK-D00ZA	174	5	83630-MKK-D20ZA	157	11	86643-MKK-DAOZA	201	11
61105-MJP-G50	137	6	64521-MJP-G50	193	7	80100-MKK-HB0ZA	174	5	83640-MKK-D20	157	12	86644-MKK-DLOZA	202	13
61111-MFY-A00	191	4				80101-283-000	185	20	83710-MKK-D00ZA	156	5	86644-MKK-D00ZA	200	8
61304-HB3-003	126	22	64531-MKK-D00	191	18	80101-310-000	177	10	83710-MKK-D00ZB	156	5	86644-MKK-D00ZB	200	8
	129	17	64531-MKK-D50	191	18	80102-MJS-A90	151	27	83710-MKK-D00ZC	156	5	86644-MKK-D20ZA	204	13
	132	13	64532-MJP-G50	191	19	80102-MJS-J70	162	12	83710-MKK-D20ZA	157	13	86644-MKK-DAOZA	201	12
61304-MGH-640	157	1	64541-MKK-D00	191	20	80105-MKK-D00	174	6	83710-MKK-DAOZA	156	5	86645-MKK-DLOZA	204	14
61316-KCJ-661	185	10	64571-MJP-G50	193	8	80105-MKK-D20	174	6						
	191	5				80106-MKK-D00	174	7						



# PART NO. INDEX

Part Number	Page	Ref.	Part Number	Page	Ref.	Part Number	Page	Ref.	Part Number	Page	Ref.	Part Number	Page	Ref.	Part Number	Page	Ref.
87560-MAB-620	197	16	90017-MAL-600	84	8	90036-GHB-670	156	9	90112-MBB-000	165	30	90134-MEL-000	134	24	90406-MJP-G50	102	18
	199	19	90019-MBO-000	102	14		157	20	90113-GFP-800	165	31	90134-MEL-000	134	24	90414-MGE-D00	95	20
87560-MBR-871	197	17	90020-GHB-660	182	18	90036-GHB-680	192	27	90113-MCJ-000	158	23	90136-428-870	151	31	90417-360-000	113	14
	199	20	90020-GHB-680	122	5		185	22	90113-MGP-D00	174	18		153	32	90432-MM8-003	95	21
87560-MZO-670	197	17	90020-GHB-750	144	22	90036-GHB-750	185	22	90114-KWL-000	158	24	90140-KZZ-901	145	26	90442-028-000	105	28
	199	21	90020-MBW-610	134	22	90037-422-003	109	22	90114-MCJ-000	185	23	90145-MS9-612	130	24		120	1
87586-MJN-D10	197	18	90021-GHB-610	145	23		112	13	90114-MGE-D00	126	29		145	27	90442-397-000	91	14
	199	22	90021-GHB-620	126	26	90042-MJP-G80	93	24		127	18	90147-MCE-950	169	7		119	1
87700-KPP-T01ZA	197	19		127	17	90046-MKK-D00	105	25		168	22	90155-MGE-000	165	32	90443-MBO-000	105	29
	199	23		132	14	90047-MJP-G80	105	26		170	20	90157-ME9-000	168	25		120	1
				145	24	90048-MFL-000	105	26	90114-MGH-641	129	22	90180-MGS-D71	147	14	90443-MJ6-000	105	30
88000			90021-GHB-630	129	18	90050-MJP-G51	95	16	90114-MKK-D00	184	20	90180-MN8-006	146	20		120	1
			90021-GHB-650	129	19	90065-MFG-D00	166	13	90115-KW7-900	188	22	90201-415-000	151	32	90506-751-000	111	12
88130-MFG-D00	126	23	90021-GHB-670	126	27	90071-MBO-000	101	12	90115-MJP-G50	166	14		153	33	90450-KG8-000	156	12
	127	14		129	20	90082-HA0-000	91	13	90115-MJP-G80	132	16	90201-HL4-000	96	12		158	27
88210-MGS-D30	126	24		132	15	90084-MN8-010	99	13	90116-KW3-000	184	21	90203-MF9-710	169	8		175	25
88210-MJP-G80	127	15	90021-GHB-680	129	21	90085-MGC-920	92	10	90116-MEW-920	174	19	90206-KM3-000	90	16	90451-155-000	113	15
88220-MGS-D30	126	25	90021-MGZ-D02	117	12		93	25	90116-SPO-003	174	20	90231-MS2-610	95	17		114	24
	127	16	90021-MM5-000	113	12	90087-MJP-G50	99	14		188	23	90301-782-000	126	33	90451-VMO-000	95	22
				114	23	90089-KAS-900	96	11		192	31	90301-MG8-000	177	11	90452-HL4-000	112	14
89000			90022-MJP-G50	102	15	90101-MGS-D70	147	12		193	16	90302-435-761	137	9	90452-MAT-000	110	23
			90023-MJP-G50	100	4	90102-MAS-000	149	22		194	18	90303-HA0-680	156	11	90452-MCA-000	111	13
89050-MKK-D00	195	3	90023-MR5-670	113	13	90102-MJP-G50	183	18	90117-KPM-000	185	24		158	26	90452-MR7-000	110	24
89101-MBW-000	195	4	90025-GHB-620	180	16	90102-MW3-600	168	21		192	32		175	23	90453-KSR-A00	110	25
89102-538-000	195	5	90026-GHB-600	93	19	90103-K53-D00	147	13	90117-MFL-D20	174	21		182	20	90455-ML7-000	110	26
89103-538-000	195	6	90026-GHB-630	93	20	90103-MEN-710	102	16	90117-MGS-D30	195	8		189	20		112	15
89216-HL4-A00	195	7		189	18	90103-MGH-H20	174	16	90117-MJP-G50	126	30	90304-GE8-003	134	25	90458-729-920	110	27
89221-MGZ-J00	154	15	90026-GHB-650	93	21	90103-MY1-000	184	19		132	17	90304-MCS-G01	173	14	90459-438-000	110	28
			90026-GHB-680	99	11	90104-MJP-G51	140	14	90117-MJP-G60	140	15	90304-ME1-670	165	33		112	16
				105	24	90105-MBB-000	149	23		146	19	90304-MJ4-670	134	26	90463-HL4-000	111	14
90000				116	10	90105-MJP-G50	169	6		168	23	90304-MJP-G50	143	18	90463-MAT-000	110	29
			90026-GHB-690	92	9	90106-MBB-000	143	16		192	33	90305-MCB-610	170	21		112	17
90001-MGZ-J00	85	13		93	22	90106-MBL-610	174	17		194	19	90306-KFO-003	149	25	90463-MCJ-000	110	30
90002-PA6-003	104	18		97	12	90106-MBY-000	157	21	90118-MR1-000	137	8	90306-KTZ-D01	173	15	90464-MAT-000	110	31
90003-MCS-000	107	19		99	12	90106-MCF-D00	170	17		168	24	90306-MCS-G01	149	26		112	18
90004-GHB-600	91	10		97	13	90106-MCW-D00	135	3		105	27	90309-357-000	171	22	90464-MCJ-000	110	32
90004-GHB-630	97	11	90026-GHB-700	97	13	90106-MKK-D00	192	28	90119-SD9-000	188	24	90310-MGS-D31	126	34	90488-425-000	92	11
	100	3	90030-GHB-620	126	28		193	15	90120-KCR-003	188	24		127	20		94	27
	84	7	90030-GHB-630	151	29		194	15	90122-MJK-N20	99	15		147	15		105	31
	104	19		153	30		194	15		158	25	90313-HE0-006	147	15		120	1
90005-MJP-G80	104	19		154	16	90107-MBG-000	134	23		175	22	90315-MFL-003	188	25		120	1
90006-GHB-630	189	17		156	7	90107-MJP-G50	145	25		192	34	90320-GC3-000	188	26	90493-MGE-D00	111	15
90006-GHB-680	102	13		157	16		170	18		193	17	90321-MCJ-000	126	35	90501-425-000	186	27
90006-GHB-710	85	14		180	17	90107-MKK-D20	194	16		194	20		132	21	90501-GN5-830	165	34
90006-MKK-D00	99	10		155	17	90108-KSV-J00	170	19	90122-MJP-G80	132	18	90321-MJP-G60	186	26	90501-MJP-G50	134	27
90007-HL4-003	85	15	90030-GHB-660	182	19	90109-MBT-611	165	29	90123-MJP-G50	140	16	90401-KZ4-890	149	27	90504-964-000	158	28
90007-MJP-G50	104	20		131	7	90109-MR7-000	134	24	90126-MCH-A00	132	19	90401-MEA-670	95	18		192	35
90008-MJP-G50	91	11	90030-GHB-670	159	20		136	5	90126-MJP-G50	172	9	90401-MS2-610	95	19		194	21
	91	12	90030-GHB-690	185	21		139	19	90127-KFO-770	126	31	90401-ZVA-000	137	10	90505-425-000	91	15
90010-MCH-000	98	7	90031-GHB-610	166	11	90110-MGP-D60	151	30		129	23	90402-MJP-G50	175	24	90507-MKK-D20	192	36
90010-MJP-G80	116	8	90031-GHB-660	188	21		153	31		132	20	90402-MJP-G50	107	21	90508-MGE-D00	126	36
90011-MGE-D00	93	18	90031-GHB-680	93	23		189	19	90127-MJP-G50	173	10	90403-HL4-000	96	13		128	21
	104	21	90031-MJP-G80	85	17	90111-162-000	178	13	90128-KL4-000	186	25	90403-KA3-830	131	9	90512-MJP-G60	186	28
90011-MJP-G80	116	9	90032-MJP-G50	157	17	90111-K87-A00	156	10	90128-MJP-G50	173	11	90403-MEW-920	100	5	90543-MV9-670	84	9
90012-MGE-000	90	15	90035-GHB-660	174	15	90111-KW3-003	157	22	90129-MJP-G50	173	12	90403-MK2-300	111	11		119	1
90013-MJP-G50	95	15	90035-GHB-680	156	8		192	29	90130-MGS-D31	126	32	90404-HL4-000	96	14	90544-KFO-000	85	18
	107	20	90035-GHB-690	157	18		194	17		127	19	90404-HW1-670	94	26		119	1
90015-MJP-G50	105	22		166	12	90111-KZZ-900	131	8	90130-MJP-G50	173	13		120	1	90544-KS7-003	139	20
90016-MJP-G50	105	23	90035-GHB-710	180	18	90111-MGS-D70	192	30	90131-883-000	102	17	90404-MJP-G50	107	22	90545-300-000	130	25
90016-ZA5-000	194	14	90036-GHB-630	157	19	90111-MR5-000	178	14	90131-KFK-630	143	17		107	23		145	28
90017-MA6-000	85	16	90036-GHB-640														

## PART NO. INDEX

Part Number	Page	Ref.	Part Number	Page	Ref.	Part Number	Page	Ref.	Part Number	Page	Ref.	Part Number	Page	Ref.
90545-KF0-000	94	28	91016-KT8-005	136	7	91303-MJ0-003	120	1	93404-06028-07	159	22	94301-08100	97	15
	120	1	91016-MJP-G51	108	27		99	17	93500-04012-OH	132	22		116	15
90551-178-000	168	26	91017-MJP-G51	108	27		120	1	93600-04012-16	130	27	94301-08140	92	16
90603-MN4-000	110	33	91018-HL4-003	98	8	91304-HN8-003	120	1	93892-05010-08	163	14		94	37
90604-MCA-780	111	16	91023-HL4-003	111	19		189	23	93892-05012-08	101	15		99	20
90604-MM5-000	110	34	91023-MM5-641	110	37	91305-GE1-920	134	29	93893-04012-17	130	28		115	29
	112	19		112	20	91305-KEH-601	151	34		145	30	94301-08200	85	20
90605-MGE-D00	111	17	91024-HL4-003	111	20		153	35	93893-06025-18	118	15		115	30
90620-SB2-003	180	19	91024-MGS-D21	115	26	91305-MCJ-751	105	36	93901-22320	192	38	94301-10160	84	10
90650-KV6-003	177	12	91025-MGS-D21	116	11		120	1	93901-24480	177	13	94301-14200	85	21
	180	20	91026-MGS-D21	116	12	91307-035-000	99	18	93901-32320	126	42	94303-05080	96	19
	182	21	91026-MV9-671	95	23		120	1	93903-24280	122	7	94302-08140	108	28
90650-MJP-G50	151	33	91027-MGS-D21	116	13	91307-MGE-D01	94	31		192	39	94303-04065	108	29
	153	34	91028-MGS-D21	115	27		121	1	93903-24380	175	28	94510-14000	113	18
90651-K14-A31	178	15	91051-MAS-003	149	28	91308-PY4-003	96	17		193	19		115	31
90651-MA5-671	130	26	91052-MGS-D31	173	16		121	1		194	23	94520-35000	171	29
90652-KT1-771	180	21	91053-MFJ-D01	92	12	91309-425-003	101	13	93903-25280	175	29	94560-72200	110	39
	182	22	91053-MGS-D31	149	29		120	1	93903-25480	159	23		112	22
90652-MGS-D31	159	21	91059-KY2-711	134	28	91310-MGE-D01	94	32	93903-34380	155	18			
90656-MGH-641	168	27	91063-MZ1-003	171	23		105	37		156	14	95000		
90661-MEW-921	131	10	91071-K64-NO1	173	17		120	1		158	32			
90666-SDA-A01	156	13	91071-KSP-901	173	18	91311-RFH-003	94	33	93913-25280	180	26	95002-02100	190	24
	158	29	91071-MT7-003	171	24		102	20	93913-25380	124	7	95002-40800-08	163	15
90677-KAN-961	122	6	91202-MAL-601	171	25		121	1	93913-255J0	160	24	95002-41000-08	163	16
	158	30	91203-GC8-003	171	26	91315-MGS-D20	94	34				95002-41200-04	160	25
	162	13	91203-KK3-830	113	17		102	21	94000			95002-50000	190	25
	175	26		115	28	91315-MJP-G51	92	14				95003-23020-60	160	26
	192	37	91205-KF0-003	92	13		94	35	94002-06000-0S	166	16	95003-23030-60	160	27
	193	18	91207-MBB-003	110	38		120	1	94002-08000-0S	145	31	95005-35100-20S	118	16
	194	22		112	21	91315-PC9-004	96	18	94050-04000	105	38	95005-35060-20	118	17
90683-KJ2-003	126	37	91208-PF5-005	147	16		121	1	94050-05000	177	14	95005-35090-20	118	18
	128	22	91212-422-006	145	29	91320-MB0-000	101	14	94050-06000	130	29	95011-63000	165	36
	180	22	91214-MAL-601	171	27	91351-MGS-D30	149	32		132	23	95015-54000	145	33
90683-MBW-003	158	31	91251-444-000	166	15	91352-MGE-003	103	22		151	35	95701-06014-00	105	39
	178	16	91252-MAS-003	149	30		120	1		153	36		108	30
90690-GHB-611	126	38	91253-443-761	149	31	91356-425-005	99	19	94050-06070	176	7		110	40
	128	23	91254-KS6-003	173	19		120	1	94050-06080	182	24		111	21
90690-GHB-691	189	21	91254-KZ3-003	139	21	91356-KZ3-003	139	22	94050-08040	165	35		113	19
90690-GHB-711	189	21	91257-MAY-003	143	20	91456-MW3-600	134	30	94050-08070	192	40	95701-06016-00	91	16
90690-MEF-800	126	39	91262-KV3-831	173	20	91533-S82-003	134	31	94050-08080	175	30		105	40
	128	24	91301-GGL-J01	117	13	91533-SDA-003	126	40		184	22	95701-06020-00	94	38
90690-MGS-D81	140	17	91301-MEH-003	97	14		128	25	94050-10080	184	23	95701-06025-00	92	17
90701-KAS-900	107	24		105	33	91535-TA0-003	180	23	94101-06000	168	28		94	39
90701-MV9-670	105	32		120	1	91541-S0A-003	126	41	94101-08000	186	30	95701-06030-00	90	17
90899-422-610	175	27	91301-MJP-G81	116	14		128	26	94101-08800	156	15	95701-06035-00	105	41
			91301-MY9-003	121	1		180	24		158	33		115	32
91000				189	22	91565-SEL-003	128	27	94102-10000	168	29	95701-06060-00	105	42
			91301-PLC-000	117	14		180	25	94103-05700	124	8	95701-08040-00	105	43
91001-MJP-G51	110	35	91302-MAL-601	105	34		182	23	94103-06000	122	8	95701-08055-00	105	44
91002-MCH-003	110	36		121	1		188	27	94103-06800	171	28	95701-08095-00	105	45
91002-MJP-G53	107	25	91302-PA9-003	94	30					175	31	95701-10075-00	105	46
91003-MJP-G81	111	18		96	15	92000			94103-08700	186	31	95801-06028-00	101	16
91004-MJP-G81	94	29		121	1				94109-12000	103	23			
91005-MJP-G51	107	26	91302-RGC-003	96	16	92900-08025-0B	85	19		120	1	96000		
91007-MGS-D31	113	16		121	1				94201-16120	168	30	96001-060-2500	91	12
	115	25	91303-377-000	99	16	93000			94201-20150	145	32	96100-60030-10	171	30
91009-GEO-004	143	19		120	1				94201-20180	168	31	96100-63040-00	94	40
91015-KT8-005	136	6	91303-KF0-003	102	19	93404-06020-08	178	17	94301-06100	92	15	96211-08000	168	32
91015-MJP-G51	107	27		105	35	93404-06025-07	186	29		94	36	96220-40080	113	20



# PART NAME INDEX

Part name	Page	Ref.	Part name	Page	Ref.	Part name	Page	Ref.	
[ A ]			BEARING, NEEDLE, 12X16X10 .....	92	12	BOLT, DISK, 6X17 .....	143	16	
ARM .....	147	7	BEARING, NEEDLE, 12X18X12 .....	115	26	BOLT, DRAIN PLUG, 12X15 .....	102	17	
ARM COMP. A, EX. ROCKER .....	88	4	BEARING, NEEDLE, 14X20X12 .....	115	27	BOLT, FLANGE KNOCK, 7X10.5 .....	91	13	
ARM COMP. B, EX. ROCKER .....	88	5	BEARING, NEEDLE, 17X24X17 .....	173	17	BOLT, FLANGE SOCKET, 5X14 .....	96	11	
ARM COMP., CHANGE .....	166	2	BEARING, NEEDLE, 17X24X30 .....	173	16	BOLT, FLANGE SOCKET, 6X22 .....	85	13	
ARM COMP., MIDDLE .....	166	9	BEARING, NEEDLE, 20X26X20 .....	173	18	BOLT, FLANGE TORX, 6X45 .....	116	8	
ARM SUB ASSY., CUSHION .....	172	5	BEARING, NEEDLE, 22MM .....	110	37	BOLT, FLANGE TORX, 6X53 .....	116	9	
AXLE, FR. WHEEL .....	142	3		112	20	BOLT, FLANGE, 10X100 .....	184	30	
AXLE, RR. WHEEL .....	148	6	BEARING, NEEDLE, 24X31X28 .....	171	23	BOLT, FLANGE, 10X106 .....	173	13	
[ B ]			BEARING, NEEDLE, 28X32X21 .....	111	20	BOLT, FLANGE, 10X110 .....	105	22	
BADGE, L. PRODUCT .....	200	4	BEARING, NEEDLE, 35X42X23 .....	95	23	BOLT, FLANGE, 10X138 .....	184	21	
	201	6	BEARING, NEEDLE, 39X44X23.8 .....	98	8	BOLT, FLANGE, 10X139 .....	173	12	
	202	8	BEARING, RADIAL BALL, 17X47X14 .....	107	25	BOLT, FLANGE, 10X145 .....	105	23	
	204	7	BEARING, RADIAL BALL, 25X47X8 .....	113	16	BOLT, FLANGE, 10X153 .....	184	19	
BADGE, R. PRODUCT .....	200	3		115	25	BOLT, FLANGE, 10X20 .....	184	26	
	201	5	BEARING, RADIAL BALL, 25X56X15 .....	111	18	BOLT, FLANGE, 10X40 .....	184	27	
	202	7	BEARING, RADIAL BALL, 40X52X7 .....	94	29	BOLT, FLANGE, 10X57 .....	140	16	
	204	6	BEARING, RADIAL BALL, 40X76X18 .....	111	19		172	9	
BAG, SERVICE BOOK .....	195	2	BEARING, RADIAL BALL, 6003 .....	171	30	BOLT, FLANGE, 10X60 .....	184	28	
BAG, TOOL .....	195	4	BEARING, RADIAL BALL, 6004UU .....	143	19	BOLT, FLANGE, 10X62 .....	173	10	
BALL, STEEL, #8 .....	168	32	BEARING, RADIAL BALL, 607ZZ .....	116	12	BOLT, FLANGE, 10X75 .....	105	46	
BAND .....	125	12	BEARING, RADIAL BALL, 6204UU .....	149	29		184	29	
	127	10	BEARING, RADIAL BALL, 6304 .....	94	40	BOLT, FLANGE, 12X53 .....	100	4	
BAND B, TOOL .....	174	2	BEARING, RADIAL BALL, 63/22 .....	149	28	BOLT, FLANGE, 6MM .....	131	8	
BAND, CONNECTING TUBE .....	159	11	BEARING, RADIAL BALL, 63/22U .....	110	36		189	19	
BAND, EXHAUST PROTECTOR .....	164	13	BEARING, RADIAL BALL, 696ZZ .....	116	13	BOLT, FLANGE, 6X10 .....	91	10	
BAND, INSULATOR .....	85	6	BEARING, RADIAL BALL, 699ZZ .....	116	11		145	23	
		7	BEARING, SPECIAL BALL, .....				168	21	
BAND, MUFFLER .....	164	18		28X76X18	110	35		185	21
BAND, WIRE .....	180	21	BEARING, THRUST NEEDLE, .....	25X42X2	107	26	BOLT, FLANGE, 6X12 .....	126	26
	182	22	BODY ASSY., THROTTLE .....		117	1		127	17
BAND, WIRE HARNESS .....	180	19				2		132	14
BAND, WIRE, 95MM .....	177	12	BODY A, L. RR. SIDE INNER .....	157	14			19	19
	180	20	BODY A, R. RR. SIDE INNER .....	157	10		145	24	
	182	21	BODY B, L. RR. SIDE INNER .....	157	15	BOLT, FLANGE, 6X14 .....	180	16	
BAR, L. PILLION STEP .....	168	20	BODY B, R. RR. SIDE INNER .....	157	12		93	20	
BAR, R. PILLION STEP .....	167	18	BODY COMP., ACCESSORY .....	181	11		105	39	
BAR, SIDE STAND .....	169	2	BODY COMP., FRAME .....	183	3		108	30	
BASE COMP., CONTACT .....	133	4	BODY SET .....	117	3		110	40	
BATTERY .....	178	2	BODY, LINEAR SOLENOID .....	97	4		111	21	
BEARING A, CONNECTING ROD .....	106	8	BOLT-WASHER, 12X118 .....	85	15		113	19	
BEARING A, CRANKSHAFT .....	106	10	BOLT-WASHER, 4X8 .....	104	18		129	18	
BEARING B, CONNECTING ROD .....	106	8	BOLT-WASHER, 6X12 .....	113	12		140	15	
BEARING B, CRANKSHAFT .....	106	10		114	23		146	19	
BEARING B, NEEDLE, 18X27X26.8 .....	107	27	BOLT-WASHER, 6X16 .....	188	24		151	29	
BEARING C, CONNECTING ROD .....	106	8	BOLT-WASHER, 6X20 .....	178	17		153	30	
BEARING C, CRANKSHAFT .....	107	10	BOLT-WASHER, 6X25 .....	170	19		154	16	
BEARING C, NEEDLE, 18X27X26.8 .....	108	27		186	29		156	7	
BEARING D, CONNECTING ROD .....	106	8	BOLT-WASHER, 6X28 .....	159	22		157	16	
BEARING D, CRANKSHAFT .....	107	10	BOLT COMP., CENTER .....	139	12		180	17	
BEARING D, NEEDLE, 18X27X26.8 .....	108	27	BOLT COMP., FR. FORK .....	139	15		189	18	
BEARING E, CONNECTING ROD .....	106	8	BOLT, 8X45 .....	134	24	BOLT, FLANGE, 6X16 .....	91	16	
BEARING E, CRANKSHAFT .....	107	10	BOLT, ADAPTER, 10MM .....	126	32		97	11	
BEARING, HEAD PIPE UNDER .....	136	7		127	19		100	3	
BEARING, HEAD PIPE UPPER .....	136	6	BOLT, BRAKE DISK, 8X24 .....	149	23		105	40	
BEARING, NEEDLE .....	171	24	BOLT, CABLE ADJUSTING .....	125	20		189	17	
			BOLT, CHANGE PIVOT .....	166	14				
			BOLT, CONNECTING ROD .....	106	7				

## PART NAME INDEX

Part name	Page	Ref.	Part name	Page	Ref.	Part name	Page	Ref.
BOLT, FLANGE, 6X18 .....	84	7	BOLT, FLANGE, 8X42 .....	147	14	BOLT, SPECIAL, 6X15 .....	168	22
	93	21	BOLT, FLANGE, 8X45 .....	134	24		170	20
	129	19		136	5	BOLT, SPECIAL, 6X16 .....	169	7
BOLT, FLANGE, 6X20 .....	94	38		139	19	BOLT, SPECIAL, 6X17 .....	92	10
	155	17		185	22		93	25
	166	11	BOLT, FLANGE, 8X49 .....	146	20	BOLT, SPECIAL, 6X18 .....	165	32
	182	18	BOLT, FLANGE, 8X55 .....	105	44	BOLT, SPECIAL, 6X22 .....	165	30
		19	BOLT, FLANGE, 8X90 .....	184	20	BOLT, SPECIAL, 6X32 .....	102	15
BOLT, FLANGE, 6X22 .....	126	27	BOLT, FLANGE, 8X95 .....	105	45	BOLT, SPECIAL, 6X8 .....	174	19
	129	20	BOLT, GEARSHIFT DRUM STOPPER				192	28
	131	7	ARM PIVOT	113	13		193	15
	132	15	BOLT, HANDLE LEVER .....	129	22		194	15
BOLT, FLANGE, 6X25 .....	91	12	BOLT, HANDLE WEIGHT .....	133	12	BOLT, SPECIAL, 8MM .....	91	11
	92	17	BOLT, HEAD COVER .....	84	8	BOLT, SPROCKET FIXING .....	186	25
	94	39	BOLT, HEX., 4X8 .....	132	18	BOLT, STUD, 12X25 .....	149	22
	99	11	BOLT, HEX., 8X50 .....	170	17	BOLT, STUD, 8X25 .....	85	19
	105	24	BOLT, KNOCK, 6MM .....	93	18	BOLT, SWINGARM PIVOT .....	170	5
	116	10		104	21	BOLT, TERMINAL .....	101	7
	122	5	BOLT, L. HANDLE LEVER .....	126	30	BOLT, TIE ROD .....	166	13
	129	21		132	17	BOLT, TORX, 5X10 .....	143	17
	188	21	BOLT, OIL, 10X22 .....	130	24		149	24
BOLT, FLANGE, 6X28 .....	92	9		145	27	BOLT, TORX, 8X38 .....	140	14
	93	22	BOLT, ONE-WAY, 8MM .....	134	23	BOOT B .....	146	18
	97	12	BOLT, PARKING BRAKE CABLE			BOOT COMP. ....	129	6
	99	12	ADJUST	132	8		144	10
	101	16	BOLT, PARKING BRAKE LEVER			BOOT, PIN .....	147	10
	102	13	PIVOT	132	16	BOOT, PIN BUSH .....	147	9
	159	20	BOLT, PIN .....	146	10	BOOT, SLEEVE .....	146	11
BOLT, FLANGE, 6X30 .....	90	17	BOLT, SEALING, 12X8 .....	93	23	BOSS, GROMMET .....	174	13
	97	13	BOLT, SEALING, 14MM .....	85	17	BOSS, OIL FILTER .....	102	14
	99	10	BOLT, SEALING, 18MM .....	105	25	BOX ASSY., BATTERY BOTTOM .....	178	11
BOLT, FLANGE, 6X35 .....	95	16	BOLT, SEALING, 22MM .....	105	26	BOX, BATTERY UPPER .....	178	10
	105	41	BOLT, SEALING, 8MM .....	105	27	BOX, TOOL .....	195	3
	115	32	BOLT, SETTING .....	101	6	BRACKET ASSY., RR. CARRIER .....	157	6
BOLT, FLANGE, 6X40 .....	85	14	BOLT, SHOULDER .....	117	12	BRACKET COMP., L. STEP .....	167	10
	104	20	BOLT, SIDE STAND PIVOT .....	169	6	BRACKET COMP., RR. ....	146	7
	144	22	BOLT, SOCKET, 10MM .....	104	19			8
BOLT, FLANGE, 6X45 .....	85	16	BOLT, SOCKET, 10X28 .....	168	23	BRACKET COMP., R. STEP .....	167	6
BOLT, FLANGE, 6X45.5 .....	105	42	BOLT, SOCKET, 12X91 .....	173	11	BRACKET SUB ASSY., PARKING		
BOLT, FLANGE, 6X60 .....	93	19	BOLT, SOCKET, 4X24 .....	151	30	BRAKE	147	6
BOLT, FLANGE, 6X8 .....	180	18		153	31	BRACKET, FENDER COVER .....	174	12
BOLT, FLANGE, 8X14 .....	157	19	BOLT, SOCKET, 5X9 .....	178	14	BRACKET, FR. NUMBER PLATE .....	185	11
BOLT, FLANGE, 8X16 .....	183	17	BOLT, SOCKET, 6X18 .....	147	13	BRACKET, L. HANDLE LEVER .....	125	17
	184	24	BOLT, SOCKET, 6X35 .....	100	6	BRACKET, PARKING BRAKE LEVER ..	132	4
BOLT, FLANGE, 8X18 .....	157	17	BOLT, SOCKET, 8MM .....	98	7	BRACKET, SKID PLATE .....	183	16
BOLT, FLANGE, 8X20 .....	183	18	BOLT, SOCKET, 8X20 .....	113	21	BRIDGE COMP., FORK TOP .....	134	20
BOLT, FLANGE, 8X217 .....	156	9	BOLT, SOCKET, 8X22 .....	168	25	BRUSH SET A, CARBON .....	101	2
BOLT, FLANGE, 8X22 .....	157	20	BOLT, SOCKET, 8X28 .....	134	32	BRUSH SET B, CARBON .....	101	3
	174	15	BOLT, SOCKET, 8X45 .....	165	29	BULB .....	177	1
BOLT, FLANGE, 8X25 .....	184	25	BOLT, SPECIAL, 10MM .....	93	24	BUSH, GUIDE .....	138	7
	192	27		109	22	BUSH, SLIDER .....	138	8
BOLT, FLANGE, 8X28 .....	147	12		112	13			
	156	8	BOLT, SPECIAL, 10X25 .....	95	15	[ C ]		
	157	18		107	20	CABLE COMP., CLUTCH .....	125	2
BOLT, FLANGE, 8X32 .....	166	12	BOLT, SPECIAL, 5X8 .....	194	16	CABLE COMP., PARKING BRAKE .....	132	2
BOLT, FLANGE, 8X35 .....	165	37	BOLT, SPECIAL, 6MM .....	102	16	CABLE, BATTERY EARTH .....	178	7
BOLT, FLANGE, 8X40 .....	105	43	BOLT, SPECIAL, 6X15 .....	126	29	CABLE, SEAT LOCK .....	154	5
	107	19		127	18			6
	165	38						



# PART NAME INDEX

Part name	Page	Ref.	Part name	Page	Ref.	Part name	Page	Ref.
CABLE, STARTER .....	178	6	CLAMPER A, RR. BRAKE HOSE .....	144	3	CLIP, TWIST .....	191	9
CABLE, STARTER BATTERY .....	178	3			4	CLIP, WIRE HARNESS .....	126	37
		4	CLAMPER, CABLE .....	125	13		128	22
CALIPER SUB ASSY., L. FR. ....	140	11		127	11		180	22
CALIPER SUB ASSY., RR. ....	146	12	CLAMPER, CORD .....	125	6	CLUTCH ASSY. ....	96	2
	147	5		127	5	CLUTCH, ONE WAY .....	98	4
CALIPER SUB ASSY., R. FR. ....	140	12	CLAMPER, FR. BRAKE HOSE .....	129	5	COIL COMP., IGNITION .....	181	2
CAMSHAFT COMP. ....	88	3	CLAMPER, RADIATOR HOSE .....	165	26			3
CANISTER COMP. ....	162	8	CLAMPER, RR. BRAKE HOSE .....	144	1			4
CAP .....	181	9			2			5
CAP ASSY., NOISE SUPPRESSOR ..	181	6	CLAMPER, SENSOR CORD .....	129	2	COLLAR .....	92	3
		7	CLAMP A, WATER HOSE .....	189	9		93	8
CAP ASSY., RESERVE TANK .....	189	6	CLAMP B, WATER HOSE .....	189	10		122	2
CAP COMP., FUEL FILLER .....	151	22	CLAMP, BRAKE PIPE .....	131	10	COLLAR A, CUSHION CONNECTING		
	152	21	CLAMP, HARNESS .....	126	39	ROD	172	6
CAP COMP., RADIATOR .....	187	10		128	24	COLLAR A, ENGINE HANGER .....	183	8
CAP, 14MM .....	99	13	CLAMP, MASTER CYLINDER OIL			COLLAR A, L. ENGINE HANGER ....	183	13
CAP, 30MM .....	99	14	HOSE	144	14	COLLAR A, PIVOT .....	170	6
CAP, AIR INJECTION SOLENOID			CLAMP, PIPE .....	146	3	COLLAR B, CUSHION ARM .....	172	2
VALVE	161	5	CLAMP, TUBE .....	160	25	COLLAR B, ENGINE HANGER .....	183	9
CAP, BLEEDER .....	140	6		163	15	COLLAR B, RR. WHEEL DISTANCE ..	148	13
	146	15			16	COLLAR COMP., SPRING .....	138	3
CAP, DUMMY .....	179	6	CLIP .....	159	21	COLLAR C, CUSHION ARM .....	172	3
		7	CLIP, BODY .....	158	31	COLLAR C, R. ENGINE HANGER ....	183	6
		8		178	16	COLLAR D, CUSHION ARM .....	172	4
CAP, FR. AXLE .....	142	4	CLIP, BREATHER TUBE .....	159	13	COLLAR D, ENGINE HANGER .....	183	10
CAP, LIFTER PAT .....	91	7		161	1	COLLAR E, ENGINE HANGER .....	183	15
CAP, MASTER CYLINDER .....	129	8	CLIP, BRUSH .....	168	27	COLLAR F, ENGINE HANGER .....	183	11
	144	17	CLIP, BUMPER SEAL .....	174	20	COLLAR, 22X13 .....	109	15
	99	3		188	23		112	8
CAP, OIL FILLER .....	99	3		192	31	COLLAR, 28X13 .....	109	16
CAP, PARKING BRAKE LEVER .....	132	11		193	16	COLLAR, 30X11.2 .....	109	7
CAP, RR. SWINGARM .....	170	11		194	18	COLLAR, 30X35X13 .....	112	3
CAP, R. COVER .....	93	5	CLIP, CABLE, 12MM .....	140	17	COLLAR, 30X36X9.4 .....	109	11
CAP, SOCKET BOLT, 8MM .....	134	30		189	21	COLLAR, 32X35X13.5 .....	111	8
CARRIER ASSY., RR. ....	156	2	CLIP, CABLE, 20MM .....	189	21	COLLAR, 40X43X12.5 .....	111	10
CARRIER COMP., RR. ....	157	3	CLIP, COUPLER .....	126	40	COLLAR, 6X4 .....	126	31
CARTRIDGE, OIL FILTER .....	102	11		128	25		129	23
CASE ASSY., UNDER .....	124	6			27		132	20
CASE ASSY., UPPER .....	124	5			31	COLLAR, 6.2X12 .....	186	27
CASE COMP., AIR CLEANER .....	159	2			180	COLLAR, 8MM .....	156	12
CASE, DRIVE CHAIN .....	170	2			25		158	27
CENTER COMP., SHIFT DRUM .....	113	4			182		175	25
CENTER, CLUTCH .....	95	3			188	COLLAR, 8.5X14X9 .....	186	28
CENTER, SHIFT DRUM .....	114	5	CLIP, HARNESS BAND .....	126	41	COLLAR, 8.5X7 .....	165	34
CHAIN KIT, DRIVE .....	170	1		128	26	COLLAR, AIR CLEANER MOUNTING ..	159	7
CHAIN, CAM .....	91	3		180	24			9
CHAIN, DRIVE .....	170	4	CLIP, HARNESS BAND, 25MM .....	126	38	COLLAR, CHAIN GUARD .....	170	10
CIRCLIP .....	130	26		128	23	COLLAR, COVER MOUNTING .....	165	28
	144	20	CLIP, PISTON PIN, 22MM .....	106	5	COLLAR, ENGINE HANGER .....	104	2
CIRCLIP, 28MM .....	110	33	CLIP, PULSER CORD .....	188	17	COLLAR, EX. PIPE MOUNTING .....	165	23
CIRCLIP, 30MM .....	110	34	CLIP, RETURN HOSE .....	180	15	COLLAR, FENDER .....	137	7
	112	19	CLIP, SLIDE .....	178	15		154	14
CIRCLIP, 32MM .....	111	16	CLIP, SNAP FITTING .....	156	13		156	1
CIRCLIP, 40MM .....	111	17		158	29		157	2
CIRCLIP, EXTERNAL, 14MM .....	113	18	CLIP, SUB TANK HOSE .....	161	2	COLLAR, FR. AXLE DISTANCE .....	142	7
	115	31	CLIP, TUBE .....	159	15	COLLAR, FR. FENDER .....	131	5
CIRCLIP, INTERNAL, 35MM .....	171	29		190	24		137	6
CLAMP .....	151	33			25	COLLAR, FR. WHEEL SIDE .....	142	5
	153	34						

## PART NAME INDEX

Part name	Page	Ref.	Part name	Page	Ref.	Part name	Page	Ref.
COLLAR, GUIDE PLATE DISTANCE	114	15	COVER, INNER	93	4	[ D ]		
COLLAR, L. PIVOT DISTANCE	170	7	COVER, LINEAR SOLENOID	97	5	DAMPER COMP., FR.	138	11
COLLAR, MUFFLER MOUNTING	165	24	COVER, LOCK NUT	126	23	DAMPER SET, WHEEL	148	1
	185	7		127	14	DIAPHRAGM	129	12
COLLAR, RADIATOR MOUNTING	159	17	COVER, L. COWL STAY	192	22		144	18
	187	15	COVER, L. FR. FENDER	137	5	DISK COMP., L. FR. BRAKE	142	15
COLLAR, REGULATOR MOUNTING	177	8	COVER, L. FR. WINKER	192	24	DISK COMP., R. FR. BRAKE	142	14
COLLAR, RR. AXLE	148	7	COVER, L. INNER	193	8	DISK SET, CLUTCH	95	5
COLLAR, RR. AXLE DISTANCE	148	12		194	10	DISK, RR. BRAKE	149	21
COLLAR, RR. BALANCER	107	17	COVER, L. INNER PANEL	192	21	DOWEL PIN, 10X16	84	10
COLLAR, RR. BRAKE SIDE	148	9	COVER, L. SIDE INNER	156	6		105	32
COLLAR, RR. WHEEL SIDE	148	8	COVER, L. TANK SIDE	193	12	DOWEL PIN, 14X20	85	21
COLLAR, R. PIVOT DISTANCE	170	8	COVER, METER	191	11	DOWEL PIN, 6X10	92	15
COLLAR, SHIFTER	114	8	COVER, OIL FILTER	93	3		94	36
COLLAR, SHIFT DRUM STOPPER			COVER, OIL PRESSURE SENSOR	93	6	DOWEL PIN, 8X10	97	15
PLATE	114	18	COVER, PARKING BRAKE CALIPER	147	4		116	15
COLLAR, SIDE STAND	169	5	COVER, REED VALVE	84	6	DOWEL PIN, 8X14	92	16
COLLAR, SILENCER	178	1	COVER, RELAY	180	14		94	37
COLLAR, SPLINE, 28X13.5	109	13	COVER, RR. FENDER	174	9		99	20
COLLAR, SPLINE, 30X11	109	10	COVER, RR. TANK	193	11		115	29
	112	6		194	12	DOWEL PIN, 8X20	85	20
COLLAR, TAILLIGHT	177	3	COVER, R. COWL STAY	191	19		115	30
COLLAR, WINKER	176	4	COVER, R. FR. FENDER	137	4	DRIVER, SCREW	195	5
CONNECTOR, MASTER CYLINDER	144	9	COVER, R. FR. WINKER	191	20	DRUM COMP., GEARSHIFT	113	3
CONTROLLER ASSY., GRIP HEATER	181	15	COVER, R. INNER	193	7		114	4
COTTER, VALVE	88	13		194	9	DUST SEAL, 15X20X2.5	166	15
COUNTERSHAFT COMP.	109	3	COVER, R. INNER PANEL	191	18	DUST SEAL, 17X20X2.5	167	2
	112	1	COVER, R. RR. ENGINE	92	2	DUST SEAL, 17X24X5	173	20
COVER ASSY., CYLINDER HEAD	84	2		93	7	DUST SEAL, 20X25X4	147	16
COVER ASSY., FR.	191	8	COVER, R. SIDE INNER	156	4	DUST SEAL, 20X26X4.5	173	19
COVER COMP. A, EX. PIPE	164	2	COVER, R. TANK SIDE	193	10	DUST SEAL, 23X35X5	171	27
COVER COMP. B, EX. PIPE	164	3	COVER, SEAT LOCK	174	8	DUST SEAL, 25X33X4	171	25
		4	COVER, STARTER MAGNETIC SWITCH	178	5	DUST SEAL, 28X42X8	143	20
COVER COMP. C, EX. PIPE	164	5	COVER, TAIL CAP	164	19	DUST SEAL, 30X47X8	149	31
COVER COMP., A.C. GENERATOR	99	1	COVER, THERMOSTAT	85	10	DUST SEAL, 30X56X7.5	149	30
COVER COMP., LICENSE	177	5	COWL SET, L. MIDDLE	193	5	DUST SEAL, MASTER CYLINDER	147	11
COVER COMP., L. RR.	99	2		194	7	DUST SEAL, STEERING HEAD	136	1
COVER COMP., MUFFLER	164	14	COWL SET, L. RR. SIDE	157	13			2
COVER COMP., RATIO CONTROL			COWL SET, R. MIDDLE	193	3	[ E ]		
MOTOR	116	3		194	3	ELEMENT COMP., AIR CLEANER	159	1
COVER COMP., REDUCTION GEAR	104	6	COWL SET, R. RR. SIDE	157	8	ELEMENT, OIL FILTER	93	11
	116	2	COWL, RR. CENTER	174	10	EMBLEM, KEY	133	6
COVER COMP., R. CRANKCASE	92	1			11	EMBLEM, PRODUCT	134	21
	93	1	CRANKCASE SET	104	1			
COVER SET, L. FR. SIDE	193	6	CRANKSHAFT COMP.	106	9			
	194	8	CUP COMP., OIL	144	12			
COVER SET, L. SIDE	156	5	CUSHION ASSY., RR.	172	1			
COVER SET, R. FR. SIDE	193	4	CUSHION, FUEL TANK	150	20			
	194	4	CUSHION, FUEL TANK FR.	150	19	[ F ]		
COVER SET, R. SIDE	156	3		152	17	FAN COMP., COOLING	187	5
COVER, ANGLE SENSOR	104	17		185	4	FASTENER, DUAL LOCK	150	16
COVER, A.C. GENERATOR CORD	99	7	CUSHION, FUEL TANK RR.	151	21		193	1
COVER, BATTERY BOX	178	12		152	19	FENDER B, RR.	174	6
COVER, COUPLER	179	5	CUSHION, WINKER RELAY	179	11	FENDER COMP., FR.	137	3
COVER, DUST	166	3	CYLINDER SET, MASTER	129	14	FENDER SET A, RR.	174	5
COVER, EX. PIPE OUTER	164	6	CYLINDER SUB ASSY., FR. BRAKE			FENDER SET, FR.	137	2
COVER, FR. TANK	193	9	MASTER	129	7	FILM, PROTECTOR	150	12
	194	11	CYLINDER SUB ASSY., RR. BRAKE			FILTER ASSY., FUEL	150	5
COVER, FR. UPPER	191	10	MASTER	144	11		152	5

# PART NAME INDEX

Part name	Page	Ref.	Part name	Page	Ref.	Part name	Page	Ref.
FILTER COMP., SPOOL VALVE ----	97	7	GEAR, COUNTERSHAFT FOURTH -----	109	12	GUIDE, THROTTLE CABLE-----	125	1
FILTER SET, OIL -----	102	3		112	7		127	1
FLANGE SUB ASSY., FINAL DRIVEN	148	11	GEAR, COUNTERSHAFT SECOND -----	109	6			
FLAP, TIRE -----	142	13		112	4	[ H ]		
	149	20	GEAR, COUNTERSHAFT SIXTH -----	109	19			
FLYWHEEL COMP. -----	100	1		112	10	HARNESS, FR. SUB WIRE-----	181	13
FORK ASSY., L. FR. -----	139	17	GEAR, COUNTERSHAFT THIRD -----	109	9	HARNESS, WIRE-----	179	3
FORK ASSY., R. FR. -----	138	1		112	5	HEADLIGHT ASSY.-----	122	1
FORK, CENTER GEARSHIFT -----	113	2	GEAR, MAINSHAFT FIFTH -----	109	14	HEAD ASSY., CYLINDER-----	85	1
	114	3		111	7	HEATER ASSY., L. HANDLE GRIP--	125	11
FORK, GEARSHIFT -----	113	1	GEAR, MAINSHAFT FOURTH -----	111	6		127	9
FORK, L. GEARSHIFT -----	114	2	GEAR, MAINSHAFT SECOND -----	109	5	HEATER UNIT, R. HANDLE GRIP---	125	10
FORK, R. GEARSHIFT -----	114	1	GEAR, MAINSHAFT SIXTH -----	109	18		127	8
FUEL UNIT -----	151	24		111	9	HOLDER COMP., L. KNUCKLE-----	126	21
	153	24	GEAR, MAINSHAFT THIRD -----	111	5		132	12
FUSE, MINI -----	178	18	GEAR, MAINSHAFT THIRD & FOURTH	109	8	HOLDER COMP., RR. BALANCER		
		19	GEAR, PRIMARY DRIVE -----	95	12	SHAFT	106	1
	180	27		96	6	HOLDER COMP., R. KNUCKLE-----	129	16
		28	GEAR, SHIFT REDUCTION-----	116	4	HOLDER, BRUSH-----	101	4
		29			5	HOLDER, COUPLER-----	125	3
[ G ]					6		127	2
GASKET KIT A -----	119	1	GEAR, STARTER REDUCTION -----	98	5	HOLDER, HANDLE LOWER-----	134	17
GASKET KIT B -----	120	1	GRILLE ASSY., L. RADIATOR -----	187	12	HOLDER, HANDLE UPPER-----	134	16
GASKET, CYLINDER HEAD -----	85	4	GRILLE ASSY., R. RADIATOR -----	187	11	HOLDER, L. LEVER BRACKET-----	125	18
	119	1	GRIP -----	195	6		132	5
GASKET, EX. PIPE -----	119	1	GRIP ASSY., THROTTLE -----	125	15	HOLDER, L. PILLION STEP-----	168	19
	164	7		127	12	HOLDER, MASTER CYLINDER-----	129	9
GASKET, HEAD COVER -----	84	4	GRIP, L. HANDLE -----	125	16	HOLDER, R. PILLION STEP-----	167	15
	119	1		127	13	HOOK, SEAT CATCH-----	154	8
GASKET, OIL PAN -----	102	2	GROMMET, AIR CLEANER CASE -----	151	28	HORN COMP. -----	179	9
	120	1		153	29	HOSE A, RADIATOR-----	189	12
GASKET, REDUCTION COVER -----	116	1		174	14	HOSE B, RADIATOR-----	189	13
	120	1	GROMMET, AUDIO BOX -----	188	20	HOSE COMP. A, FR. BRAKE-----	129	3
GASKET, R. CRANKCASE COVER ---	92	4		192	26	HOSE COMP. A, RR. BRAKE-----	144	7
	93	9		191	3	HOSE COMP. B, RR. BRAKE-----	144	8
	120	1	GROMMET, MOTOR MOUNTING -----	193	2	HOSE COMP. D, FR. BRAKE-----	129	4
GASKET, SOLENOID BODY -----	97	3		194	1	HOSE COMP., FUEL FEED-----	150	15
	120	1	GUARD, CHAIN -----	185	9		152	14
GASKET, SOLENOID COVER -----	97	8	GUARD, L. HEEL -----	170	9	HOSE COMP., RADIATOR UPPER ----	189	8
	120	1	GUARD, L. KNUCKLE -----	167	14	HOSE COMP., WATER BOTTOM-----	189	14
GASKET, TENSIONER HOLE -----	91	6	GUARD, NUMBER PLATE -----	185	10	HOSE, RADIATOR LOWER-----	189	11
	119	1		191	5	HOSE, RR. MASTER CYLINDER-----	144	13
GASKET, WATER PUMP BODY -----	92	6	GUARD, PILLION HEEL -----	167	16	HOSE, WATER BOTTOM-----	189	15
	93	14	GUARD, R. HEEL -----	167	5	HUB SUB ASSY., FR.-----	142	8
	120	1	GUARD, R. KNUCKLE-----	167	5	HUB SUB ASSY., RR.-----	148	14
GAUGE, OIL LEVEL -----	99	4	GUIDE A, CAM CHAIN -----	91	8	[ I ]		
GEAR ASSY., FR. BALANCER -----	107	13	GUIDE B, BRAKE HOSE -----	144	6			
GEAR ASSY., RR. BALANCER -----	107	11	GUIDE COMP., FEED PIPE -----	96	5	INJECTOR ASSY., FUEL-----	117	4
GEAR COMP., OIL PUMP DRIVEN --	102	7	GUIDE, CLUTCH CABLE -----	125	14	INSULATOR-----	101	9
GEAR COMP., PRIMARY DRIVEN ---	96	1	GUIDE, CLUTCH OUTER -----	95	2	INSULATOR, THROTTLE BODY-----	85	5
GEAR COMP., STARTER DRIVEN ---	98	2	GUIDE, CORD -----	133	5			
GEAR COMP., STARTER REDUCTION	98	6	GUIDE, DRIVE CHAIN -----	99	5	[ J ]		
	109	17	GUIDE, EX. VALVE -----	85	3			
	112	9	GUIDE, FIRST CLUTCH GEAR -----	96	9	JET COMP., OIL-----	104	3
GEAR, COUNTERSHAFT FIFTH -----	109	4	GUIDE, IN. VALVE -----	85	2	JOINT-----	150	1
	112	9	GUIDE, PARKING CABLE -----	132	3		152	1
	109	4	GUIDE, RR. BRAKE HOSE -----	144	5	JOINT A, VACUUM TUBE-----	117	9
	112	2	GUIDE, SECOND CLUTCH GEAR -----	96	10	JOINT SET, DRIVE CHAIN-----	170	3

## PART NAME INDEX

Part name	Page	Ref.	Part name	Page	Ref.	Part name	Page	Ref.
JOINT, BRAKE ROD .....	144	21	LABEL, TIRE & DRIVE CHAIN .....	196	7	NUT-WASHER, 8MM .....	147	15
JOINT, FUEL TUBE .....	150	6		198	5	NUT, CAP, 6MM .....	151	32
	152	6			6		153	33
	162	1			7	NUT, CAP, 8MM .....	165	33
JOINT, TUBE .....	162	4	LEVER ASSY., R. HANDLE .....	129	15	NUT, CLIP, 5MM .....	122	6
JOINT, WATER BOTTOM .....	189	1	LEVER COMP., CLUTCH .....	92	7		158	30
			LEVER COMP., L. STEERING				162	13
[ K ]			HANDLE	125	19		175	26
KEY SET .....	133	2	LEVER, PARKING BRAKE .....	132	7		192	37
KEY, BLANK .....	133	7	LEVER, PARKING BRAKE LOCK .....	132	9		193	18
KEY, SEAT LOCK .....	154	9	LID SET, R. RR. SIDE .....	157	11		194	22
KEY, SPECIAL WOODRUFF, 25X18 -	107	24	LID SUB ASSY., L. AIR CLEANER -	159	8	NUT, CLIP, 8MM .....	186	26
			LID SUB ASSY., R. AIR CLEANER -	159	6	NUT, COWL SETTING, 5MM .....	156	10
			LIFTER ASSY., TENSIONER .....	91	5		157	22
[ L ]			LIFTER, VALVE .....	88	9		192	29
LABEL, ACCESSORIES & LOADING -	196	10	LIGHT ASSY., LICENSE .....	177	4		194	17
	198	10	[ M ]			NUT, FIXING .....	126	35
LABEL, AIR CLEANER ELEMENT			MAINSHAFT .....	109	1		132	21
NOTICE	196	9	MAINSHAFT COMP., INNER .....	111	2	NUT, FLANGE, 10MM .....	184	23
	198	9	MAINSHAFT, OUTER .....	111	4	NUT, FLANGE, 12MM .....	149	25
LABEL, CARGO LIMIT .....	196	1	MARK, HONDA .....	200	1	NUT, FLANGE, 3MM .....	188	25
		2			2	NUT, FLANGE, 4MM .....	105	38
		3			1	NUT, FLANGE, 5MM .....	177	11
		12			2		14	
	198	1		201	1	NUT, FLANGE, 6MM .....	130	29
		2			2		132	23
		3		202	1		151	35
		12			2		153	36
		13		204	1		176	7
	199	14	MARK, L. MIDDLE COWL .....	200	8	NUT, FLANGE, 8MM .....	182	24
		15	MARK, L. RR. SIDE COWL .....	205	19		165	35
LABEL, CHAIN ADJUSTER .....	196	8	MARK, L. SIDE COVER .....	200	10		175	30
	198	8		203	16		184	22
LABEL, DRIVE .....	197	17	MARK, R. MIDDLE COWL .....	200	7	NUT, FR. AXLE .....	192	40
	199	21	MARK, R. RR. SIDE COWL .....	205	18		143	18
LABEL, DRIVE CAUTION .....	197	14	MARK, R. RR. SIDE LID .....	205	20	NUT, HEX., 10MM .....	126	34
		15	MARK, R. SIDE COVER .....	200	9		127	20
		17		203	15	NUT, HEX., 5MM .....	139	14
	199	17	MAT A, FR. SIDE COWL .....	194	5	NUT, HEX., 6MM .....	137	9
		18	MAT B, FR. SIDE COWL .....	194	6		166	7
		20	MAT D, R. UNDER COWL .....	153	26		16	
LABEL, FRENCH TRANSLATION ----	197	16	METER ASSY., COMBINATION .....	123	1	NUT, HEX., 8MM .....	145	31
	199	19	METER COMP., LCD .....	123	3		171	22
LABEL, FUEL & DRIVE .....	197	18		124	3	NUT, LOCK, 22MM .....	96	12
	199	22	MIRROR COMP., L. BACK .....	126	25	NUT, LOCK, 25MM .....	95	17
LABEL, HELMET INFORMATION ----	197	19		127	16	NUT, RING .....	181	10
	199	23	MIRROR COMP., R. BACK .....	126	24	NUT, RR. CARRIER .....	157	1
LABEL, MANUFACTURER .....	196	4		127	15		7	
	198	4	MODULATOR ASSY. ....	131	4	NUT, SETTING .....	187	2
LABEL, OIL CAPACITY .....	196	13	MOTOR ASSY., FAN .....	187	16	NUT, SIDE STAND .....	169	8
	197	13	MOTOR ASSY., RATIO CONTROL .....	116	7	NUT, SPECIAL, 5MM .....	194	14
	199	16	MOTOR ASSY., STARTER .....	101	1	NUT, SPECIAL, 6MM .....	126	22
LABEL, RADIATOR CAP .....	187	13	MUDGUARD .....	174	1		129	17
LABEL, RR. DAMPER .....	172	8	MUFFLER COMP., EX. ....	164	11		132	13
LABEL, TIRE WARNING .....	196	11				NUT, SPECIAL, 6X7 .....	156	11
	198	11	[ N ]				158	26
LABEL, TIRE & DRIVE CHAIN ----	196	5	NUT-WASHER, 6MM .....	101	12		175	23
		6					182	20
							189	20



## PART NAME INDEX

Part name	Page	Ref.	Part name	Page	Ref.	Part name	Page	Ref.
NUT, SPECIAL, U, 16MM .....	170	21	0-RING, 3.2X1.1 .....	105	36	PIN, STEP JOINT .....	167	3
NUT, SPRING, 5MM .....	188	26		120	1			4
NUT, STEERING STEM .....	134	26	0-RING, 44.7X2.4 .....	139	22	PIPE COMP. A, FEED .....	96	3
NUT, TAPPET ADJUSTING .....	90	16	0-RING, 4X2 .....	101	14	PIPE COMP. B, FEED .....	96	4
NUT, U, 10MM .....	134	25	0-RING, 55X2 .....	149	32	PIPE COMP. B, FR. BRAKE .....	131	1
NUT, U, 18MM .....	149	26	0-RING, 6X1.5 .....	96	18	PIPE COMP. C, FR. BRAKE .....	131	2
NUT, U, 6MM .....	126	33		121	1	PIPE COMP., EX. ....	164	1
NUT, U, FLANGE, 10MM .....	173	14	0-RING, 6.3X2.2 .....	117	13	PIPE COMP., FR. SIDE .....	185	15
NUT, U, FLANGE, 12MM .....	173	15	0-RING, 6.3X2.3 .....	99	17	PIPE COMP., LOWER CROSS .....	185	17
NUT, WELL, 5MM .....	192	30		120	1	PIPE COMP., R. LOWER .....	183	4
			0-RING, 7.47X3.6 .....	117	14	PIPE COMP., WATER .....	189	16
[ 0 ]			0-RING, 7.7X1.9 .....	94	33	PIPE SUB COMP., L. SLIDE .....	139	18
OIL SEAL, 12X20X5 .....	92	13		102	20	PIPE SUB COMP., R. SLIDE .....	138	10
OIL SEAL, 14X22X5 .....	113	17		121	1	PIPE, FUEL .....	117	6
	115	28	0-RING, 81X2.2 .....	94	31			7
OIL SEAL, 24X31X3.5 .....	171	26		121	1	PIPE, OIL PASS .....	93	10
OIL SEAL, 39X72X8 .....	110	38	0-RING, 9X1.8 .....	134	29			102
	112	21	0-RING, CONTROL MOTOR .....	116	14	PIPE, STEERING HANDLE .....	133	9
ORIFICE .....	93	2	OUTER COMP., CLUTCH .....	95	1	PISTON .....	106	3
	104	4	OUTER, STARTING CLUTCH .....	98	3		146	5
ORIFICE, 0.8MM .....	104	7				PISTON A .....	140	9
ORIFICE, 1.3MM .....	104	5	[ P ]			PISTON B .....	140	10
0-RING, 10.7X1.9 .....	96	17	PACKING, BASE .....	97	6	PISTON SET, MASTER CYLINDER .....	144	15
	121	1		120	1	PLATE COMP., CLUTCH PRESSURE .....	95	7
0-RING, 13X1.5 .....	97	14		150	17	PLATE COMP., SKID .....	185	12
	105	33		152	15			13
	120	1	PACKING, LENS .....	177	7	PLATE, BALANCER BEARING		
0-RING, 13.8X2.5 .....	99	16	PACKING, MUFFLER .....	164	20	SETTING	107	18
	120	1	PACKING, OIL STRAINER .....	102	10	PLATE, BEARING SETTING .....	109	2
0-RING, 14.8X2.4 .....	102	19		120	1		111	3
	105	35	PACKING, RESERVE TANK .....	189	7	PLATE, CAM CHAIN GUIDE .....	91	9
	120	1	PAD SET, FR. ....	140	3	PLATE, CENTERING .....	138	9
0-RING, 15X2.5 .....	145	29	PAD SET, PARKING BRAKE .....	147	1	PLATE, CHANGE GUIDE .....	114	13
	121	1	PAD SET, RR. ....	146	1	PLATE, DIAPHRAGM .....	129	11
	189	22	PAN COMP., OIL .....	102	1		144	19
0-RING, 16.5X2.5 .....	94	32	PAWL A, RATCHET .....	114	9	PLATE, FR. HEAD ENGINE HANGER .....	183	7
	105	37	PAWL B, RATCHET .....	114	11	PLATE, LOCK KEY SETTING .....	154	2
	120	1	PEDAL COMP., CHANGE .....	166	1	PLATE, L. FR. ENGINE HANGER .....	183	12
0-RING, 17.4X2.9 .....	120	1	PEDAL COMP., RR. BRAKE .....	166	8	PLATE, OIL PUMP DRIVEN GEAR		
	189	23	PGM-FI UNIT .....	181	17	SHAFT	102	8
0-RING, 18X3 .....	99	18		182	17	PLATE, PILLION STEP CLICK .....	167	17
	120	1	PIN B, DOWEL, 5X8 .....	96	19	PLATE, PORT .....	84	3
0-RING, 18.1X3.6 .....	105	34	PIN B, DOWEL, 8X14 .....	108	28	PLATE, R. FR. ENGINE HANGER .....	183	5
	121	1	PIN C, DOWEL, 4X6.5 .....	108	29	PLATE, R. RR. ENGINE HANGER		
0-RING, 21.5X2.9 .....	103	22	PIN D, JOINT .....	145	33	UPPER	183	14
	120	1	PIN, 10X44 .....	98	1	PLATE, SEPARATOR .....	97	2
0-RING, 24.4X3.1 .....	101	13	PIN, CLUTCH LIFTER .....	95	11	PLATE, SETTING .....	95	8
	120	1	PIN, GEARSHIFT FORK GUIDE .....	109	21	PLATE, SOLENOID STOPPER .....	97	1
0-RING, 29.7X2.4 .....	99	19		112	12	PLATE, SPINDLE SETTING .....	113	9
	120	1	PIN, GEARSHIFT RETURN SPRING .....	113	11	PLATE, STEP RUBBER SETTING .....	167	13
0-RING, 35X2.2 .....	96	16		114	22	PLUG, BREATHER TUBE .....	159	14
	121	1	PIN, HANGER .....	146	13	PLUG, CONE TYPE .....	175	27
0-RING, 39.5X5 .....	151	34		147	3	PLUG, HANDLE UNDER COVER .....	174	3
	153	35	PIN, PISTON .....	106	4	PLUG, SPARK .....	85	11
0-RING, 39.8X2.2 .....	94	30	PIN, SHIFTER .....	114	6	PLUNGER, PAWL .....	114	12
	96	15	PIN, SPLIT, 1.6X12 .....	168	30	PROTECTOR, RUBBER .....	193	13
	121	1	PIN, SPLIT, 2.0X15 .....	145	32		194	13
			PIN, SPLIT, 2.0X18 .....	168	31	PULLER, MINI FUSE .....	195	1

## PART NAME INDEX

Part name	Page	Ref.	Part name	Page	Ref.	Part name	Page	Ref.
PUMP ASSY., OIL .....	102	4	RUBBER, CHANGE PEDAL .....	166	4	SCREW, BLEEDER .....	140	5
		5	RUBBER, CUSHION .....	183	2		146	14
PUMP COMP., WATER .....	92	5	RUBBER, FENDER BRACE .....	191	4	SCREW, FLAT, 4X12 .....	130	27
	93	13	RUBBER, FR. SIDE PIPE .....	185	6	SCREW, FLAT, 4X45 .....	145	26
PUMP UNIT, FUEL .....	150	2	RUBBER, GARNISH .....	192	25	SCREW, PAN, 4X12 .....	132	22
	152	2	RUBBER, HANDLE HOLDER .....	134	19	SCREW, PAN, 4X8.5 .....	187	4
			RUBBER, HANDLE WEIGHT .....	133	13	SCREW, PAN, 5X12 .....	145	25
[ R ]			RUBBER, HEADLIGHT .....	122	4		170	18
				162	10	SCREW, PAN, 5X15 .....	158	23
RADIATOR COMP., L. ....	187	6	RUBBER, KNUCKLE GUARD .....	133	15	SCREW, PAN, 5X20 .....	174	16
RADIATOR COMP., R. ....	187	1	RUBBER, LICENSE LIGHT .....	177	6		192	33
RECEIVER UNIT .....	133	1	RUBBER, L. RR. CARRIER .....	157	5		194	19
RECEIVER UNIT SET .....	133	1	RUBBER, L. TANK SIDE .....	152	20	SCREW, PAN, 6X12 .....	165	31
RECEIVER, CLUTCH CABLE .....	104	8	RUBBER, MAIN STEP .....	167	12	SCREW, PAN, 6X14 .....	135	3
RECTIFIER ASSY., REGULATOR .....	181	8	RUBBER, METER SETTING .....	124	4		137	8
RECTIFIER COMP., SILICON .....	179	2	RUBBER, MOUNTING .....	84	9		168	24
REFLECTOR, FR. REFLEX .....	137	1		119	1		174	21
REFLECTOR, REFLEX .....	177	9		161	7		185	24
RELAY COMP., POWER .....	180	12	RUBBER, MUFFLER MOUNTING .....	164	21		192	32
RELAY COMP., WINKER .....	179	10	RUBBER, MUFFLER PROTECTOR .....	164	15	SCREW, PAN, 6X16 .....	195	8
RESISTOR COMP. ....	179	1	RUBBER, PROTECTOR .....	154	1	SCREW, SPECIAL, 5X11 .....	99	15
RETAINER .....	146	9		164	9		158	25
RETAINER, VALVE SPRING .....	88	11			12		175	22
RIM, FR. WHEEL .....	142	10		165	25		192	34
RIM, RR. WHEEL .....	148	16		191	6		193	17
RING .....	101	8	RUBBER, PROTECTOR MOUNTING .....	164	16		194	20
	129	13		185	5	SCREW, SPECIAL, 5X12 .....	157	21
RING SET, PISTON .....	106	2	RUBBER, PROTECTOR PACKING .....	164	8	SCREW, SPECIAL, 5X14 .....	174	18
RING, BACK UP .....	138	6	RUBBER, RADIATOR MOUNTING .....	187	14	SCREW, SPECIAL, 6MM .....	174	17
RING, BACK UP, 8X11 .....	94	34	RUBBER, RADIATOR SHROUD .....	152	23	SCREW, SPECIAL, 6X14 .....	158	24
	102	21	RUBBER, RR. FENDER .....	151	27		178	13
RING, FR. PULSER .....	142	6		162	12		185	23
RING, HANDLE WEIGHT SNAP .....	133	14	RUBBER, RR. FENDER CUSHION .....	177	10	SCREW, TAPPET ADJUSTING .....	90	15
RING, OIL SEAL STOPPER .....	139	13		185	20	SCREW, TAPPING, 3X12 .....	126	42
RING, RR. PULSER .....	148	10	RUBBER, R. RR. CARRIER .....	157	4		192	38
RING, SEAL .....	117	5	RUBBER, R. TANK SIDE .....	152	18	SCREW, TAPPING, 3X16 .....	123	2
RING, SEAL, 28MM .....	111	1	RUBBER, SEAT CUSHION .....	154	7		134	28
RING, SEAL, 72MM .....	110	39	RUBBER, SEAT MOUNTING .....	154	4	SCREW, TAPPING, 4X10 .....	122	7
	112	22	RUBBER, SHOCK .....	178	9		192	39
RING, STOPPER .....	146	17	RUBBER, SIDE COVER .....	159	19	SCREW, TAPPING, 4X12 .....	155	18
ROD ASSY., CONNECTING .....	106	6	RUBBER, TANK GUARD .....	150	13		156	14
ROD COMP., PUSH .....	144	16		152	12		158	32
ROD SUB ASSY., CUSHION				185	3		175	28
CONNECTING	172	7	RUBBER, THERMOSTAT .....	85	9		193	19
ROLLER, 4X8 .....	113	20	RUBBER, WINKER MOUNTING .....	176	5		194	23
	115	33				SCREW, TAPPING, 4X16 .....	177	13
RUBBER A, MUFFLER MOUNTING .....	159	16	[ S ]			SCREW, TAPPING, 5X12 .....	175	29
RUBBER A, SIDE COVER .....	193	14	SCREEN, OIL FILTER .....	102	12		180	26
RUBBER B, CUSHION .....	185	1	SCREW-WASHER, 4X12 .....	130	28	SCREW, TAPPING, 5X14 .....	124	7
RUBBER B, SEAT MOUNTING .....	131	6		145	30	SCREW, TAPPING, 5X20 .....	159	23
RUBBER C, STAND STOPPER .....	165	36	SCREW-WASHER, 5X10 .....	163	14		160	24
RUBBER, AIR CLEANER CASE .....	159	10	SCREW-WASHER, 5X12 .....	101	15	SCREW, VISOR SPECIAL SETTING .....	188	22
RUBBER, AIR CLEANER CASE			SCREW-WASHER, 5X22 .....	134	22	SEAL A, MIDDLE COWL .....	188	18
MOUNTING	183	1	SCREW-WASHER, 5X25 .....	126	36	SEAL B, MIDDLE COWL .....	191	16
RUBBER, AIR DUCT COVER SETTING	192	23		128	21	SEAL SET, FR. FORK .....	139	16
RUBBER, BATTERY .....	185	8	SCREW-WASHER, 6X25 .....	118	15	SEAL SET, PISTON .....	140	1
RUBBER, CANISTER MOUNT .....	162	2	SCREW, 4X6.6 .....	150	4			2
RUBBER, CANISTER STAY .....	185	2		152	4		146	2
RUBBER, CHAIN SLIDER .....	170	15						

# PART NAME INDEX

Part name	Page	Ref.	Part name	Page	Ref.	Part name	Page	Ref.
SEAL, BREATHER .....	151	23	SPOILER, FR. ....	191	12	STEP COMP., L. ....	167	11
	152	22	SPOKE SET A, RR. ....	148	2	STEP COMP., R. ....	167	8
SEAL, DUST .....	139	21	SPOKE SET B, RR. ....	148	3	STOPPER .....	150	3
SEAL, JOINT .....	140	7	SPOKE SET C, RR. ....	148	4		152	3
SEAL, LID .....	157	9	SPOKE SET, FR. ....	142	1	STOPPER COMP., GEARSHIFT DRUM-	113	6
	159	5	SPRING ASSY., SIDE STAND .....	169	3		114	16
SEAL, PLUG TUBE .....	84	1	SPRING, BRAKE RETURN .....	166	10	STOPPER, SPRING SEAT .....	138	4
	119	1	SPRING, CARBON BRUSH .....	101	5	STOPPER, TERMINAL .....	101	10
SEAL, RADIATOR CAP .....	187	13	SPRING, CLUTCH .....	95	9	STRAINER COMP., OIL .....	102	9
SEAL, VALVE STEM .....	88	1	SPRING, CLUTCH LEVER .....	92	8	STRIPE A, FUEL TANK .....	204	3
		2	SPRING, FR. FORK .....	138	2	STRIPE A, L. FUEL TANK .....	202	4
SEAL, WATER PIPE .....	92	14	SPRING, GEARSHIFT DRUM STOPPER	113	7	STRIPE A, L. MIDDLE COWL .....	201	10
	94	35		114	19		202	12
	120	1	SPRING, GEARSHIFT RETURN .....	113	10		204	11
SEAT COMP., MAIN .....	154	3		114	21	STRIPE A, R. FUEL TANK .....	202	3
SEAT COMP., PILLION .....	154	10	SPRING, JUDDER .....	95	6	STRIPE A, R. MIDDLE COWL .....	201	9
SEAT, CLUTCH SPRING .....	95	10	SPRING, KICK STARTER STOPPER ..	167	1		202	11
SEAT, JUDDER SPRING .....	95	4	SPRING, LOCK KEY SETTING .....	154	2		204	10
SEAT, VALVE SPRING .....	88	12	SPRING, L. STEP RETURN .....	167	9	STRIPE B, L. FUEL TANK .....	202	6
SENSOR ASSY., AIR TEMPERATURE	159	18	SPRING, OIL FILTER .....	93	12		204	5
SENSOR ASSY., ANGLE .....	93	17	SPRING, PAD .....	140	8	STRIPE B, L. MIDDLE COWL .....	201	12
	104	16		146	6		202	14
SENSOR ASSY., BANK ANGLE .....	181	14		147	2		204	13
SENSOR ASSY., OIL PRESSURE ...	97	9	SPRING, PARKING BRAKE LEVER ...	132	10	STRIPE B, R. FUEL TANK .....	202	5
SENSOR ASSY., SPEED .....	104	13	SPRING, PAWL PLUNGER .....	114	14		204	4
		14	SPRING, PRIMARY DAMPER .....	95	14	STRIPE B, R. MIDDLE COWL .....	201	11
SENSOR ASSY., THERMOSTAT OIL -	104	15		96	8		202	13
SENSOR ASSY., WATER			SPRING, RR. BALANCER THRUST ...	107	16		204	12
TEMPERATURE	85	12	SPRING, R. STEP RETURN .....	167	7	STRIPE C, L. MIDDLE COWL .....	205	15
SENSOR A, MASTER POWER			SPRING, STOP SWITCH .....	166	6	STRIPE C, R. MIDDLE COWL .....	204	14
PRESSURE	117	11	SPRING, VALVE .....	88	10	STRIPE D, L. MIDDLE COWL .....	205	17
SENSOR, FR. WHEEL SPEED .....	140	4	SPROCKET COMP., DRIVE .....	109	20	STRIPE D, R. MIDDLE COWL .....	205	16
SENSOR, OIL PRESSURE .....	104	12		112	11	STRIPE, L. FR. FENDER .....	201	8
SENSOR, OPEN AIR TEMPERATURE -	122	3	SPROCKET, CAM .....	91	2		202	10
SENSOR, OXYGEN .....	165	27	SPROCKET, FINAL DRIVEN .....	148	5	STRIPE, L. FUEL TANK .....	201	4
SENSOR, RR. WHEEL SPEED .....	146	4	SPROCKET, TIMING .....	91	1	STRIPE, L. MIDDLE COWL .....	200	6
SEPARATOR COMP. ....	129	10	STATOR COMP. ....	100	2	STRIPE, L. SIDE COVER .....	201	14
SHAFT COMP., FR. BALANCER ....	107	12	STAY COMP., FR. COWL .....	191	17	STRIPE, R. FR. FENDER .....	201	7
SHAFT, GEARSHIFT FORK .....	113	5	STAY COMP., FR. NUMBER .....	191	13		202	9
	114	10	STAY COMP., FR. SIDE PIPE .....	185	16		204	8
SHAFT, ROCKER ARM .....	88	6	STAY COMP., SEAT CATCH .....	154	13	STRIPE, R. FUEL TANK .....	201	3
SHAFT, RR. BALANCER .....	107	15	STAY, ABS MODULATOR .....	131	3	STRIPE, R. MIDDLE COWL .....	200	5
SHIFTER, DRUM .....	114	7	STAY, CLIP .....	125	4	STRIPE, R. SIDE COVER .....	201	13
SHIM, TAPPET .....	88	14		127	3	SUB GEAR, PRIMARY .....	95	13
	89	14	STAY, FR. A.C. GENERATOR COVER	99	8		96	7
	90	14	STAY, HARNESS CLIP .....	93	15	SUB HARNESS, IGNITION .....	181	12
SHROUD COMP., L. FAN .....	187	7			16	SUB SPRING, SIDE STAND .....	169	4
SHROUD COMP., R. FAN .....	187	3		99	6	SUSPENSION, POWER RELAY .....	180	13
SHROUD, L. RADIATOR .....	187	9	STAY, KEY LOCK .....	154	12	SUSPENSION, GRIP HEATER		
SHROUD, R. RADIATOR .....	187	8	STAY, L. PIPE LOWER .....	185	19	CONTROLLER	181	16
SLEEVE .....	146	16	STAY, PARKING BRAKE STOPPER ...	132	6	SWINGARM SUB ASSY., RR. ....	170	16
	147	8	STAY, RESERVE TANK .....	189	3	SWITCH ASSY., CLUTCH .....	125	9
SLIDER, CHAIN .....	170	12	STAY, RR. A.C. GENERATOR COVER	99	9	SWITCH ASSY., COMBINATION &		
SOLENOID ASSY., LINEAR .....	97	10	STAY, R. HARNESS CLIP .....	133	8	LOCK	133	3
SPACER, FR. FORK .....	140	13	STAY, R. PIPE LOWER .....	185	18	SWITCH ASSY., FR. STOP .....	129	1
SPANNER, 10X14 .....	195	9	STAY, R. SKID PLATE .....	185	14		132	1
SPANNER, 14X17 .....	195	10	STAY, SEAT LOCK CABLE .....	154	11	SWITCH ASSY., G MODE & RR. ABS		
SPINDLE COMP., GEARSHIFT .....	113	8	STEM SUB ASSY., STEERING .....	136	3	CANCEL	191	2
	114	20						

## PART NAME INDEX

Part name	Page	Ref.	Part name	Page	Ref.	Part name	Page	Ref.
SWITCH ASSY., NEUTRAL .....	104	10	TUBE, FUEL TANK DRAIN .....	150	18	WASHER, DRAIN PLUG, 12MM .....	103	23
		11		152	16		120	1
SWITCH ASSY., OIL PRESSURE ...	104	9	TUBE, FUEL TANK JOINT .....	162	7	WASHER, DRUM STOPPER .....	113	14
SWITCH ASSY., RR. ABS CANCEL .	191	1	TUBE, L. AIR CLEANER			WASHER, GEARSHIFT DRUM STOPPER	114	17
SWITCH ASSY., RR. STOP .....	166	5	CONNECTING	159	3	WASHER, HANDLE HOLDER .....	134	18
SWITCH ASSY., SIDE STAND .....	169	1	TUBE, OUTER .....	138	5	WASHER, LOCK, 28MM .....	110	32
SWITCH ASSY., STARTER MAGNETIC	178	8	TUBE, PURGE CONTROL SOLENOID			WASHER, LOCK, 30MM .....	110	31
SWITCH ASSY., WINKER .....	125	8	JOINT	162	5		112	18
SWITCH ASSY., WINKER & HAND			TUBE, RESERVE TANK OVERFLOW ...	189	5	WASHER, NEUTRAL .....	105	30
SHIFT	127	7	TUBE, R. AIR CLEANER				120	1
SWITCH COMP., ENGINE STOP &			CONNECTING	159	4	WASHER, NUMBER BRACKET SETTING	175	24
D-N MODE & GRIP APS	127	4	TUBE, TIRE .....	142	12	WASHER, OIL BOLT .....	130	25
SWITCH COMP., ENGINE STOP &				149	19		145	28
GRIP APS	125	5	TUBE, VINYL, 8X12X200 .....	160	26	WASHER, PLAIN, 10MM .....	134	27
SWITCH UNIT, ENGINE STOP &			TUBE, VINYL, 8X12X300 .....	160	27		168	29
GRIP APS	125	7				WASHER, PLAIN, 5MM .....	124	8
SWITCH UNIT, ENGINE STOP & D-N			[ U ]			WASHER, PLAIN, 6MM .....	122	8
MODE & GRIP APS	127	6	URETHAN, FUEL TANK .....	153	28		168	28
							171	28
[ T ]							175	31
TAILLIGHT UNIT .....	177	2	[ V ]			WASHER, PLAIN, 8MM .....	156	15
TANK ASSY., FUEL .....	150	11	VALVE ASSY., AIR INJECTION				158	33
	152	11	SOLENOID	161	6		186	30
TANK, RESERVE .....	189	2	VALVE COMP., REED .....	84	5		31	9
TAPE, COVER .....	151	25	VALVE, EX. ....	88	8	WASHER, RADIATOR MOUNTING .....	131	9
	153	25	VALVE, IN. ....	88	7	WASHER, RUBBER .....	164	22
TAPE, PROTECTION .....	151	26	VALVE, PURGE CONTROL SOLENOID .	162	11	WASHER, RUBBER, 8.5X13X2.5 .....	164	17
	153	27				WASHER, SCREEN .....	192	36
TAPE, TANK PROTECTOR .....	150	14	[ W ]			WASHER, SCREEN SETTING .....	191	7
	152	13	WASHER .....	101	11		194	2
TENSIONER COMP., CAM CHAIN ...	91	4		111	11	WASHER, SEALING, 10.2MM .....	105	29
THERMOSTAT .....	85	8	WASHER B, THRUST, 22MM .....	110	26		120	1
THREAD, STEERING HEAD TOP ...	136	4		112	15	WASHER, SEALING, 14MM .....	85	18
TIRE, FR. ....	142	11	WASHER, 10.2MM .....	110	28		119	1
TIRE, RR. ....	149	18		112	16	WASHER, SEALING, 6MM .....	91	14
T-JOINT, FUEL .....	117	8	WASHER, 10.5X31.8 .....	107	23		92	11
TRAY, ETC .....	174	7	WASHER, 10.5X36X4 .....	95	20		94	26
TRAY, IGNITION COIL .....	181	1	WASHER, 12MM .....	94	28		119	1
TUBE .....	117	10		120	1	WASHER, SEALING, 8MM .....	105	28
	161	4	WASHER, 12X21X1.0 .....	102	18		120	1
	162	3	WASHER, 12.5X34X5 .....	100	5	WASHER, SEAT MOUNTING .....	188	19
TUBE A, FUEL TANK BREATHER ...	150	8	WASHER, 14MM .....	113	15	WASHER, SPECIAL .....	139	20
	152	8		114	24	WASHER, SPECIAL, 10MM .....	168	26
TUBE B, FUEL TANK BREATHER ...	150	9	WASHER, 18X27.5X1.0 .....	107	21	WASHER, SPECIAL, 28X42X2 .....	111	14
	152	9	WASHER, 18X32X2 .....	149	27	WASHER, SPLINE, 28MM .....	110	30
TUBE C, FUEL TANK BREATHER ...	150	10	WASHER, 22X32X1.5 .....	110	25	WASHER, SPLINE, 28X34X1.5 .....	110	24
	152	10	WASHER, 22X37X5 .....	96	14	WASHER, SPLINE, 30MM .....	110	29
TUBE D, FUEL TANK BREATHER ...	150	7	WASHER, 25X42X1.0 .....	107	22		112	17
	152	7	WASHER, 29.5X50X2 .....	96	13	WASHER, SPLINE, 30X36X1.5 .....	110	23
TUBE, 3.5X40 .....	118	16	WASHER, 32MM .....	111	12	WASHER, SPLINE, 30X38X1.5 .....	112	14
TUBE, 3.5X60 .....	118	17	WASHER, 35X50X3.2 .....	95	18	WASHER, SPLINE, 32X17X1.667 ...	111	13
TUBE, 3.5X90 .....	118	18	WASHER, 6MM .....	137	10	WASHER, SPLINE, 40MM .....	111	15
TUBE, 5.3X1050 .....	189	4	WASHER, 8MM .....	91	15	WASHER, SPRING, 25MM .....	95	21
TUBE, AIR INJECTION SOLENOID .	161	3	WASHER, 8.5X43 .....	164	10	WASHER, TANK SETTING .....	151	31
TUBE, BREATHER .....	159	12	WASHER, CHAIN SLIDER .....	170	13		153	32
TUBE, CANISTER .....	162	6					95	22
TUBE, CANISTER DRAIN .....	162	9						



## PART NAME INDEX

Part name	Page	Ref.	Part name	Page	Ref.	Part name	Page	Ref.
WASHER, THRUST, 28MM .....	110	27						
WASHER, THRUST, 28.2X56X2 .....	95	19						
WASHER, THRUST, 5MM .....	158	28						
	192	35						
	194	21						
WEIGHT A, STEERING HANDLE .....	133	11						
WEIGHT B, STEERING HANDLE .....	133	10						
WEIGHT, BALANCE .....	142	2						
	148	17						
WEIGHT, L. FR. BALANCER .....	107	14						
WHEEL SUB ASSY., FR. ....	142	9						
WHEEL SUB ASSY., RR. ....	148	15						
WINDSCREEN SET .....	191	14						
		15						
WINKER ASSY., L. FR. ....	176	2						
WINKER ASSY., L. RR. ....	176	6						
WINKER ASSY., R. FR. ....	176	1						
WINKER ASSY., R. RR. ....	176	3						
WIRE, HELMET SET .....	174	4						
WRENCH, EYE, 19MM .....	195	11						
WRENCH, HEX., 5MM .....	154	15						
WRENCH, PLUG .....	195	7						