



CMX500 REBEL

CMX500AH

PARTS CATALOG

1

DAFTAR ISI

PETUNJUK PEMAKAIAN

1

ENGINE GROUP

2

FRAME GROUP

3

PART NUMBER INDEX

4

PART NAME INDEX

5

Instruksi penggunaan parts catalog

- **Parts catalog ini telah dibuat pertanggal 10 Februari 2017.**
 - Setelah tanggal ini, mungkin terjadi perubahan pada parts di dalam catalog ini, dan parts tertentu diganti dengan parts lain atau dihapus (tidak dijual lagi).
 - Bacalah parts catalog news untuk revisi yang dilakukan setelah 10 Februari 2017.
- **Selalu beritahu nomor part sewaktu memesan part.**
 - Periksa model, tipe, nomor seri, warna, pabrik pembuat, dan ukuran seperlunya sebelum memesan part.
 - Perhatikan bahwa ilustrasi (gambar part) dapat berbeda dalam bentuknya dari part sebenarnya. Ilustrasi hanya diberikan untuk membantu anda mencari parts tersebut.
- **Sewaktu terjadi modifikasi atau penambahan pada parts catalog ini, maka akan diterbitkan edisi yang direvisi pada waktu yang sesuai, yang memuat nomor revisi yang berurutan pada sampulnya. Kami menganjurkan agar anda mendapatkan revisi-revisi tersebut supaya parts catalog anda tetap mengikuti perkembangan mutakhir setiap waktu. Untuk mengetahui apakah revisi parts catalog telah diterbitkan, hubungi distributor Honda anda.**

Versi penerbitan pertama
tanggal 10 Februari 2017
Honda Motor Co., Ltd.

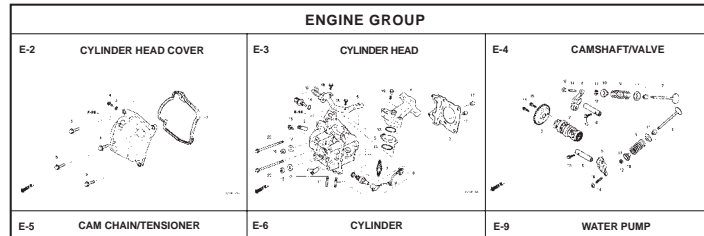
DAFTAR ISI

	Halaman
• Instruksi penggunaan parts catalog	1
• Cara mencari informasi part	2
• Struktur parts catalog	3
• Jika parts telah direvisi	5
• Singkatan-singkatan yang dipakai di dalam parts catalog	5
• Blok part dan pengecekan nomor seri	6
• Pengecekan posisi label warna tambahan	6
• Model, kode parts catalog dan nomor seri yang berlaku	7
• Label warna	8
• Tabel warna	9
• Selang bahan bakar, selang untuk keperluan umum dan selang vinyl	11
• FLAT RATE SERVICE TIME	15
• Indeks gambar	20
• ENGINE GROUP	28
• FRAME GROUP	55
• PART NO. INDEX	105
• PART NAME INDEX	109

Cara mencari informasi part

1

A Mencari parts dengan "Indeks gambar"



B Mencari parts dengan "Part number index"

PART NUMBER INDEX					
Nomor Part	No. Blok	Ref	Nomor Part	No. Blok	Ref
13011-KVY-700	E-20	2	16015-KVY-901	E-21	4
13011-KM-740	E-20	2	16016-KRP-981	E-21	5
13012-KVY-700	E-20	2	16016-KVB-551	E-22	1
13013-KVY-700	E-20	2	16028-KVB-901	E-21	6
13014-KVY-700	E-20	2	16037-KCH-800	E-21	7
13015-KVY-700	E-20	2	16046-KZL-A01	E-21	8
13021-KM-740	E-20	2	16050-KVY-901	E-21	9
13021-KM-740	E-20	2	16075-GHB-640	E-21	10
13041-KM-740	E-20	2	16075-KVB-551	E-22	2
13051-KM-740	E-20	2	16081-KCH-101	E-22	3
13101-KVY-700	E-20	3	16100-KZL-A01	E-21	11
13101-KZL-C50	E-20	3	16107-GCC-000	E-21	12
13102-KVY-700	E-20	3	16111-KVB-002	E-21	13
13102-KZL-305	E-20	3	16119-KZL-A01	E-21	14
13103-KVY-700	E-20	3	16135-ZAP-801	E-21	15
13103-KZL-305	E-20	3	16140-GFC-901	E-21	16
13104-KVY-700	E-20	3	16153-KAP-151	E-21	17
13104-KZL-305	E-20	3	16163-KGF-911	E-21	18
13105-KVY-700	E-20	3	16165-KVB-901	E-21	19
13105-KZL-305	E-20	3	16169-KVB-551	E-22	4
13111-087-001	E-20	4	16180-KGH-971	E-21	20
13115-087-911	E-20	4	16199-GEE-003	E-21	21
14100-KZL-A00	E-4	2	16199-KZL-A01	E-21	22
14100-KZL-C00	E-4	18	16201-KVY-900	E-4	5
14125-KVY-900	E-4	3	16222-KVA-300	E-3	6
14126-KPH-901	E-4	4	16236-KVG-900	E-15	7
14321-KVY-900	E-4	5	16400-KZL-C31	E-22	5
14321-KZL-E00	E-4	5	16410-KZL-C31	E-22	6
14401-KVB-901	E-5	1	16423-KGH-901	E-21	23
1443A-KVB-C30	E-4	6	16450-KVB-551	E-22	7
1443A-KVY-960	E-4	6	16472-KPC-550	E-22	8
1444A-KVB-C50	E-4	7	16480-KVB-551	E-22	9
1444A-KVY-960	E-4	7	16485-KVB-551	E-22	10
14461-KVB-900	E-4	8	16700-KZL-951	F-26-1	1
14510-KVB-901	E-5	2	16706-GGL-101	F-26-1	2

C Mencari parts dengan "Part name index"

PART NAME INDEX			
Nama Part	No. Kel	Ref	No. Kel
BOLT, FLANGE, 5X14	E-8	6	F-35
BOLT, FLANGE, 6MM	F-40	5	F-35
BOLT, FLANGE, 6X10	F-24	16	F-41
BOLT, FLANGE, 6X100	E-3	13	F-41-1
BOLT, FLANGE, 6X115	E-3-1	21	F-17
BOLT, FLANGE, 6X12	E-3-1	16	F-17
	E-16	16	F-17
	F-24	21	F-11
	F-41	20	F-12
	F-41-1	25	F-28
	F-26	18	F-28-1
	F-26-1	20	E-3
	F-28-10	22	E-1-1
	F-5	21	E-3
BOLT, FLANGE, 6X14	F-41-1	26	E-3-1
	E-16	20	F-55
	E-16	18	F-18
BOLT, FLANGE, 6X16	E-8	9	F-24
	F-30	8	F-37-10
BOLT, FLANGE, 6X18	F-28-10	23	F-39
BOLT, FLANGE, 6X20	F-41	21	F-14
	E-22	21	E-3-1
	E-8	11	F-41
BOLT, FLANGE, 6X22	E-16	12	F-41-1
	E-22	20	E-1
	E-5	10	E-1-1
	E-8	11	F-14
	F-5	22	F-4
BOLT, FLANGE, 6X25	E-1	9	F-28-10
	E-1-1	11	F-28
BOLT, FLANGE, 6X30	E-1-1	10	F-28-1
	F-12	17	F-24
	E-16	19	F-18
BOLT, FLANGE, 6X32	F-22-10	12	F-5
	F-22-30	9	F-18
BOLT, FLANGE, 6X35	E-12	12	E-16
			F-35
			F-41
			F-41-1
			F-17
			F-17
			F-11
			F-12
			F-28
			F-28-1
			E-3
			E-1-1
			E-3
			E-3-1
			F-55
			F-18
			F-24
			F-37-10
			F-39
			F-14
			E-3-1
			F-41
			F-41-1
			E-1
			E-1-1
			F-14
			F-4
			F-28-10
			F-28
			F-28-1
			F-24
			F-18
			F-5
			F-18
			E-16

E-6 CYLINDER						
No. Ref.	No. Part	Deskripsi	Jumlah BEAT PGM-FI			No. Seri
			CW	SPOKE		
1	12100-KZL-930	CYLINDER COMP.	1	1	1	
2	12191-GGC-900	GASKET, CYLINDER	1	1	1	
3	90701-KFM-900	DOWEL PIN, SPECIAL, 8X14	2	2	2	

No. Hal

20.08.2012

2

Struktur Parts Catalog

1
3

F-20-40

FRONT WHEEL

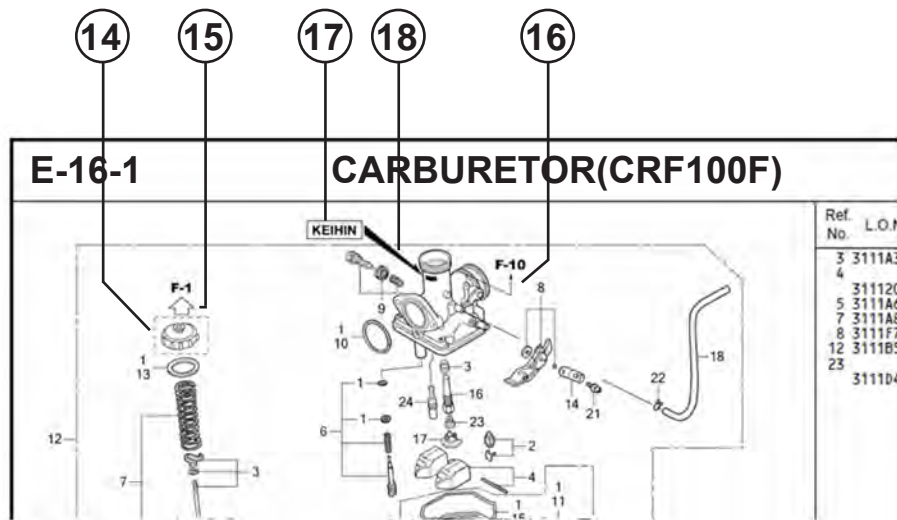
2








No. Ref.	L.O.N. (Nomor ref. relatif)	Deskripsi	F.R.T.
1	710151	(12,13) AXLE, FRONT WHEEL	0,2
5	710104	FRONT WHEEL	0,8
6	710139	FRONT TIRE(SATU)	0,7
7	710140	TUBE, FRONT TIRE(SATU)	0,7
8	711120	DISC, FRONT BRAKE	0,3
11	710115	BEARING, FRONT WHEEL(SATU)	0,4
	710115G	.Penggantian 1 bearing tambahan	0,1

4
5
6
7
8
9
10
11
12
13

No. Ref.	No. Part	Deskripsi	Jumlah		No. Seri	Kode Parts Catalog
			VARIO	STD CBS		
1	44301-KVB-950	AXLE, FR. WHEEL	1	1		
2	44311-KVB-910	COLLAR, FR. WHEEL SIDE	1	1		
3	44312-KZR-600	COLLAR, FR. WHEEL SIDE	1	1		
4	44620-KVB-910	COLLAR, FR. DISTANCE	1	1		
5	44650-KZR-600ZC	WHEEL SUB ASSY., FR. *NH503M*	1	1		
6	44711-KVB-931	TIRE, FR.(SRI)(80/90-14 M/C 40P)	1	1		
7	44712-KZT-901	TUBE, TIRE(SRI)	1	1		
8	45351-KVB-931	DISK, FR. BRAKE (YUTAKA)	1	1		
9	45351-KVB-502	DISK, FR. BRAKE (SUNSTAR)	1	1		
9	90105-KGH-900	BOLT, BRAKE DISK, 8X24	4	4		
10	90306-KGH-901	NUT, U, 12MM	1	1		
11	91052-KVB-901	BEARING, RADIAL BALL, 6201(U) .. (FUJIKOSHI)	2	2		
	91052-KVB-351	BEARING, RADIAL BALL, 6201U .. (NSK)	2	2		
	91052-KWB-601	BEARING, RADIAL BALL, 6201U .. (NTN)	2	2		
12	91251-KVB-901	DISK, FR. BRAKE (YUTAKA)	1	1		

- 1** Nama Blok
- 2** Nomor Blok
- 3** Flat Rate Time (F.R.T.)
- 4** Ref. No.
 - Nomor referensi yang diberikan tanda kurung menunjukkan bahwa ia dilanjutkan dari halaman sebelumnya.
- 5** Part No.
- 6** Kode warna Honda
- 7** Description
- 8** Assembly (Susunan/rakitan)
 - Bagian-bagian yang diberikan bingkai dengan garis-garis patah pada gambar terurai tersedia dalam rakitan lengkap. (tersedia pula dalam satuan terpisah).
- 9** Deskripsi warna
- 10** Catatan
 - Catatan ditulis dalam tanda kurung di kolom nama part.
- 11** Reqd. QTY
 - Jumlah yang ditulis dalam tanda kurung menunjukkan part pilihan (optional part).
 - Jumlah yang ditandai dengan "N" menunjukkan part pilihan yang harus dipilih sebanyak yang diperlukan.
 - Jumlah yang diperlukan menunjukkan jumlah part yang dipakai di blok ini.
- 12** Serial No.
- 13** Parts catalogue code
 - Jika kolom kode parts catalog kosong, berarti bahwa part berlaku untuk semua kode.



- 14** 
- Part yang dikelilingi dengan garis titik-titik  dijelaskan pada blok lain.
- 15** 
- Panah yang kosong di dalamnya  menunjuk ke No. blok untuk part yang dikelilingi dengan garis titik-titik .
- 16** 
- Panah yang padat  menunjuk ke No. blok dimana part yang bersangkutan terhubung.
- 17** Informasi Identifikasi Penggantian Untuk No. Part Yang Ditunjuk
- 18** Lokasi Informasi Identifikasi Penggantian Untuk No. Part Yang Ditunjuk
- Jika tanda panah menunjuk ke 18, part ini tidak sesuai dengan Part No. yang berbeda.
 - Pastikan untuk memesan part dari pabrikan yang sama, termasuk komponen part.
 - Untuk pemesanan, indikasi Part No. termasuk simbol yang ditampilkan pada bagian yang berlaku pada part yang akan diganti.

Jika parts telah direvisi



Singkatan-singkatan yang dipakai di dalam parts catalog



No. Ref.	No. Part	Deskripsi	Jumlah		No. Seri
			CBR250R STD B	ABS B	
1	45156-MCE-000	CLAMPER, R. FR. BRAKE HOSE	1	1	
2	45157-MCE-000	CLAMPER, L. FR. BRAKE HOSE	1	1	
3	61100-MCE-000ZA	FENDER COMP., FR. *NH411M*FORCE SILVER METALLIC	1	-	----- 3J,4J
	61100-MCE-000ZB	*PB284C*...CANDY PHOENIX BLUE	1	-	----- J,2J
4	61101-MCE-000	PLATE, FR. FENDER (###).....	2	2	----- 1008000
	61101-MCE-010	2	2	----- 1008001
5	61102-MCE-300	CUSHION, FR. FENDER (BLACK)	2	2	
6	61105-MCE-000	STAY, FR. FENDER MOUNTING	2	2	
7	61107-MR7-000	COLLAR (6.5)	4	4	
8	96001-06020-00	BOLT, FLANGE, 6X20	4	4	

Nomor telah dipakai sejak dari model pertama tanpa revisi. Jika diperlihatkan pada sisi kiri, maka berlaku untuk model-model dari No. 1008001 dan nomor- nomor berikutnya. Jika diperlihatkan pada sisi kanan, maka berlaku untuk model-model sampai No. 1008000.

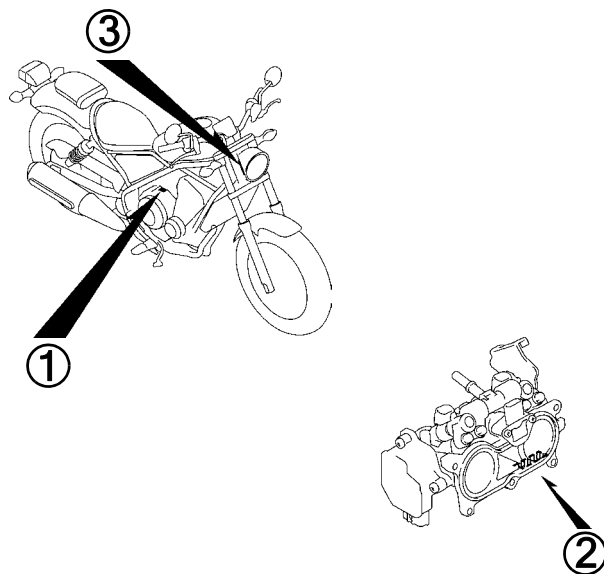
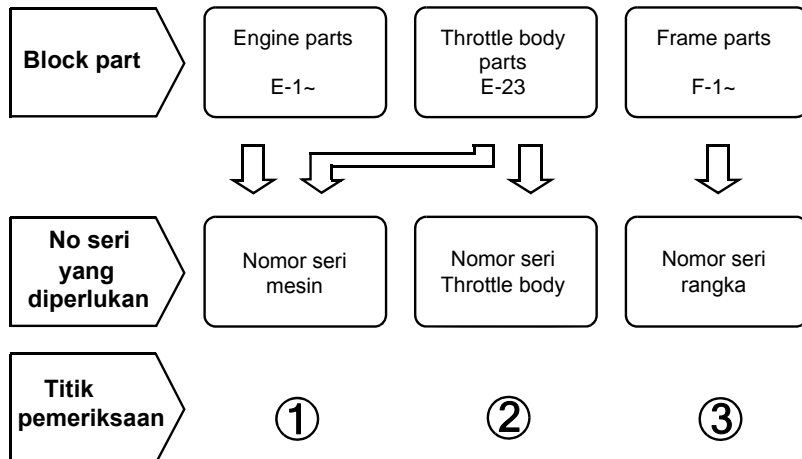
- Part yang tercantum dengan "###" pada ujung nama part mempunyai jangka waktu pemasangan terbatas (part tidak dijual).

- "L." atau "R." pada uraian dari sebuah part merupakan singkatan dari sisi kiri (LEFT) atau sisi kanan (RIGHT). Kiri atau kanan ditentukan seakan-akan anda sedang duduk di tempat duduk sepeda motor/skuter.

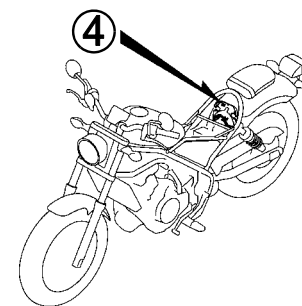
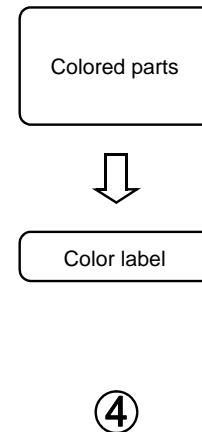
Singkatan-singkatan sebagai berikut dipakai di dalam parts catalog ini.

- | | |
|----------------------------------|-----------------------------------|
| A Ampere | L. Left |
| ABS Anti-lock brake system | L (100L).. Link (100 Links) |
| A.C Alternating current | L.E.D Light emitted diode |
| A.M..... Attaching mark | MM Millimeter |
| ASSY..... Assembly | MPH Miles per hour |
| C.D.I. Capacitive discharge | R. Right |
| COMP. ... Complete | RR. Rear |
| D.C. Direct current | STD. Standard |
| EX. Exhaust | T (22T) ... Tooth (22 Teeth) |
| FR. Front | TCS Traction control system |
| G Gram | T.M. Transcript mark |
| HEX. Hexagonal | V Volt |
| IN. Inlet | W Watt |
| KPH..... Kilometers per hour | WL With labelling |
| | WOL Without labelling |

Blok part dan pengecekan nomor seri



Color label attachment position check



Models, kode part catalog and nomor seri yang berlaku

Model, parts catalog code dan Nomer seri yang berlaku yang diberikan di dalam parts catalog ini dapat diidentifikasi sebagai berikut.

Model	Area code	Type	Applicable engine serial No.	Applicable frame serial No.	Applicable throttle body identification No.
CMX500AH	E	England	PC56E-2000001~	MLHPC56A*HH5000001~	BUA A
	ED	European direct sales	PC56E-2000001~	MLHPC56A*HH5000001~	
	IN	Indonesia	PC56E-2000001~	MLHPC569*HH5000001~	GQBSB A
	U	Australia	PC56E-2000001~	MLHPC56U*HH5000001~	

* Dari nomor identifikasi karburator/throttle body, hanya bagian yang digaris bawahi di bawah ini yang dipakai untuk registrasi.

BUA A KC 7

Color label

- Ketika melakukan pemesanan parts, periksa nama model, warna utama dan kode yang mengacu pada label warna yang terdapat pada kendaraan.
- Ketika melakukan pemesanan parts yang memiliki kode warna, gunakan tabel warna sesuai dengan instruksi yang terdapat pada Parts Catalog

VFR800FIW		MODEL		VFR800FIW					
COLOR	R-157	COLOR		Sparkling silver metallic	Mute black metallic	Applicable model			
CODE	R157	No.	CODE	NH-295M	NH-359M	Initial applicable model	Final applicable model	Applicable block No.	Re
			Name of colored parts	Basic part No.	NH295	NH359			
		1							
		2							
		3							
		4							
		5							
		6							
		7							
		8							
		9							
		10							

Color chart

- Ketika memesan part berwarna, bacalah tabel di bawah ini dan gunakan nomor part yang terdiri dari nomor part dasar yang bersangkutan yang telah ditambahkan kode warna part.

CMX500A (CMX500AH).....E,ED,U

No.	MODEL		CMX500AH						
	WARNA		Graphite black	Mat armored silver metallic	Millennium red	Model yang berlaku		No. blok yang berlaku	No. Ref.
	KODE		NH-B01	NH-B89M	R-263				
	Nama parts berwarna	No. dasar part	NHB01	NHB89	R263	Model pertama yang berlaku	Model akhir yang berlaku		
1	BODY SET, FRAME	50010-MKG-A00	ZA	ZA	ZA			F-39	4
2	FENDER SET, RR.	80110-K87-A00	ZC	ZB	ZA			F-34	18
3	FRAME ASSY., L. RR.	50245-K87-A00	ZA	ZA	ZA			F-34	6
4	FRAME ASSY., R. RR.	50240-K87-A00	ZA	ZA	ZA			F-34	4
5	HOLDER, HEADLIGHT	64221-K87-A00	ZA	ZA	ZA			F-1	17
6	MARK, L. WING	86202-K87-A00	ZE	ZD	ZA			F-50	2
7	MARK, R. WING	86201-K87-A00	ZE	ZD	ZA			F-50	1
8	MARK, RR. FENDER	86801-K87-A00	ZC	ZA	ZB			F-50	3
9	TANK SET, FUEL	17520-MKG-A00	ZF	ZE	ZG			F-21	6
10	TANK SET, FUEL	17520-MKG-A00	-	-	ZC			F-21	6

CMX500A (CMX500AH).....IN

No.	MODEL		CMX500AH						
	WARNA		Graphite black	Mat armored silver metallic	Millennium red	Model yang berlaku		No. blok yang berlaku	No. Ref.
	KODE		NH-B01	NH-B89M	R-263				
	Nama parts berwarna	No. dasar part	NHB01	NHB89	R263	Model pertama yang berlaku	Model akhir yang berlaku		
1	BODY SET, FRAME	50010-MKG-A00	ZA	ZA	ZA			F-39	4
2	FENDER SET, RR.	80110-K87-A00	ZC	ZB	ZA			F-34	18
3	FRAME ASSY., L. RR.	50245-K87-A00	ZA	ZA	ZA			F-34	6
4	FRAME ASSY., R. RR.	50240-K87-A00	ZA	ZA	ZA			F-34	4
5	HOLDER, HEADLIGHT	64221-K87-A00	ZA	ZA	ZA			F-1	17
6	MARK, L. WING	86202-K87-A00	ZE	ZD	ZA			F-50	2
7	MARK, R. WING	86201-K87-A00	ZE	ZD	ZA			F-50	1
8	MARK, RR. FENDER	86801-K87-A00	ZC	ZA	ZB			F-50	3
9	TANK SET, FUEL	17520-MKG-A00	ZF	ZE	ZC			F-21	6

Selang bahan bakar, selang untuk keperluan umum dan selang vinyl

- Selang bahan bakar, selang pemakaian umum dan selang vinyl yang standard dapat diganti dengan part borongan yang dijual dalam bentuk gulungan.
- Sewaktu memesan part pengganti untuk selang bahan bakar, selang pemakaian umum dan selang vinyl yang standard, pakailah nomor part borongan yang dicantumkan pada parts catalog dalam tanda kurung () di bawah nama part, atau pakailah catalog di bawah.
(Panjang standard part borongan adalah 1 m, akan tetapi, yang dicantumkan di dalam catalog dengan < > tersedia dalam panjang 3 m dan 8 m)
- Sewaktu akan memasang selang borongan pengganti, potong dalam panjang yang sama seperti pada part standard.
(Untuk cara pemotongan part borongan, dan cara pemesanan dsb., bacalah manual servis dan instruksi yang diberikan pada part borongan)
- Daftar di bawah adalah catalog dari nomor part standard dan nomor part borongan. Perhatikan bahwa nomor-nomor itu hanya berlaku untuk part pengganti yang terdaftar saja.

Selang/Pipa bahan bakar			
No part standard	No. part borongan	Part borongan	
		Diameter dalam (mm)	Panjang (m)
95001-30xxx-2x	95001-30001-20M	3,0	1
95001-30xxx-3x	95001-30001-30M	3,0	1
95001-30xxx-4x	95001-30001-40M	3,0	1
95001-35xxx-2x	95001-35001-50M <95001-35003-50M>	3,5	1 3
95001-35xxx-3x	95001-35001-60M <95001-35003-60M>	3,5	1
95001-35xxx-4x	95001-35001-60M <95001-35003-60M>	3,5	1 3
95001-35xxx-5x	95001-35001-50M <95001-35003-50M>	3,5	1 3
95001-35xxx-6x	95001-35001-60M <95001-35003-60M>	3,5	1 3
95001-45xxx-2x	95001-45001-50M <95001-45003-50M>	4,5	1 3
95001-45xxx-3x	95001-45001-60M <95001-45003-60M> <95001-45008-60M>	4,5	1 3 8
95001-45xxx-4x	95001-45001-60M <95001-45003-60M> <95001-45008-60M>	4,5	1 3 8
95001-45xxx-5x	95001-45001-50M <95001-45003-50M>	4,5	1 3
95001-45xxx-6x	95001-45001-60M <95001-45003-60M> <95001-45008-60M>	4,5	1 3 8
95001-55xxx-2x	95001-55001-50M <95001-55003-50M> <95001-55008-50M>	5,5	1 3 8

Selang/Pipa bahan bakar			
No part standard	No. part borongan	Part borongan	
		Diameter dalam (mm)	Panjang (m)
95001-55xxx-3x	95001-55001-60M <95001-55003-60M> <95001-55008-60M>	5,5	1 3 8
95001-55xxx-4x	95001-55001-60M <95001-55003-60M> <95001-55008-60M>	5,5	1 3 8
95001-55xxx-5x	95001-55001-50M <95001-55003-50M> <95001-55008-50M>	5,5	1 3 8
95001-55xxx-6x	95001-55001-60M <95001-55003-60M> <95001-55008-60M>	5,5	1 3 8
95001-75xxx-2x	95001-75001-50M <95001-75003-50M>	7,5	1 3
95001-75xxx-3x	95001-75001-60M <95001-75003-60M> <95001-75008-60M>	7,5	1 3 8
95001-75xxx-4x	95001-75001-60M <95001-75003-60M> <95001-75008-60M>	7,5	1 3 8
95001-75xxx-5x	95001-75001-50M <95001-75003-50M>	7,5	1 3
95001-75xxx-6x	95001-75001-60M <95001-75003-60M> <95001-75008-60M>	7,5	1 3 8
95001-80xxx-2x	95001-80001-50M	8,0	1
95001-80xxx-3x	95001-80001-60M	8,0	1
95001-80xxx-4x	95001-80001-60M	8,0	1
95001-80xxx-5x	95001-80001-50M	8,0	1
95001-80xxx-6x	95001-80001-60M	8,0	1

Pipa vinyl				
No part standard	No. part borongan	Part borongan		
		Diameter dalam (mm)	Diameter dalam (mm)	Panjang (m)
95003-01xxx-3x	95003-01001-60M <95003-01003-60M>	2,9	6,8	1 3
95003-01xxx-60	95003-01001-60M <95003-01003-60M>	2,9	6,8	1 3
95003-03xxx-3x	95003-03001-60M <95003-03003-60M>	3,0	6,0	1 3
95003-03xxx-60	95003-03001-60M <95003-03003-60M>	3,0	6,0	1 3
95003-05xxx-3x	95003-05001-60M <95003-05003-60M> <95003-05008-60M>	3,5	6,5	1 3 8
95003-05xxx-60	95003-05001-60M <95003-05003-60M> <95003-05008-60M>	3,5	6,5	1 3 8
95003-07xxx-1x	95003-07001-10M <95003-07003-10M> <95003-07008-10M>	4,0	7,0	1 3 8
95003-07xxx-20	95003-07001-10M <95003-07003-10M> <95003-07008-10M>	4,0	7,0	1 3 8
95003-07xxx-3x	95003-07001-60M <95003-07003-60M> <95003-07008-60M>	4,0	7,0	1 3 8
95003-07xxx-60	95003-07001-60M <95003-07003-60M> <95003-07008-60M>	4,0	7,0	1 3 8
95003-07xxx-7x	95003-07001-70M <95003-07003-70M> <95003-07008-70M>	4,0	7,0	1 3 8
95003-08xxx-1x	95003-08001-10M <95003-08003-10M> <95003-08008-10M>	4,5	6,5	1 3 8
95003-09xxx-3x	95003-09001-60M <95003-09003-60M>	4,5	8,0	1 3
95003-09xxx-60	95003-09001-60M <95003-09003-60M>	4,5	8,0	1 3
95003-10xxx-1x	95003-10001-10M <95003-10003-10M>	5,0	8,0	1 3
95003-10xxx-20	95003-10001-10M <95003-10003-10M>	5,0	8,0	1
95003-10xxx-3x	95003-10001-60M <95003-10003-60M>	5,0	8,0	1 3
95003-10xxx-60	95003-10001-60M <95003-10003-60M>	5,0	8,0	1 3
95003-11xxx-3x	95003-11001-60M <95003-11003-60M> <95003-11008-60M>	5,0	9,0	1 3 8
95003-11xxx-60	95003-11001-60M <95003-11003-60M> <95003-11008-60M>	5,0	9,0	1 3 8
95003-12xxx-1x	95003-12001-10M <95003-12003-10M> <95003-12008-10M>	5,0	7,0	1 3 8
95003-12xxx-20	95003-12001-10M <95003-12003-10M> <95003-12008-10M>	5,0	7,0	1 3 8

Pipa vinyl				
No part standard	No. part borongan	Part borongan		
		Diameter dalam (mm)	Diameter dalam (mm)	Panjang (m)
95003-14xxx-1x	95003-14001-10M <95003-14003-10M>	6,0	9,0	1 3
95003-14xxx-20	95003-14001-10M <95003-14003-10M>	6,0	9,0	1 3
95003-14xxx-3x	95003-14001-60M <95003-14003-60M>	6,0	9,0	1 3
95003-17xxx-1x	95003-17001-10M <95003-17003-10M>	7,0	9,0	1 3
95003-19xxx-1x	95003-19001-10M <95003-19003-10M> <95003-19008-10M>	7,0	11,0	1 3 8
95003-19xxx-20	95003-19001-10M <95003-19003-10M> <95003-19008-10M>	7,0	11,0	1 3 8
95003-19xxx-3x	95003-19001-60M <95003-19003-60M> <95003-19008-60M>	7,0	11,0	1 3 8
95003-19xxx-60	95003-19001-60M <95003-19003-60M> <95003-19008-60M>	7,0	11,0	1 3 8
95003-21xxx-1x	95003-21001-10M <95003-21003-10M>	8,0	9,0	1
95003-21xxx-20	95003-21001-10M <95003-21003-10M>	6,0	9,0	1 3
95003-23xxx-1x	95003-23001-10M <95003-23003-10M>	8,0	12,0	1 3
95003-23xxx-20	95003-23001-10M <95003-23003-10M>	8,0	12,0	1 3
95003-23xxx-3x	95003-23001-60M <95003-23003-60M> <95003-23008-60M>	8,0	12,0	1 3 8
95003-23xxx-60	95003-23001-60M <95003-23003-60M> <95003-23008-60M>	8,0	12,0	1 3 8
95003-25xxx-1x	95003-25001-10M <95003-25003-10M>	9,0	11,0	1 3
95003-25xxx-20	95003-25001-10M <95003-25003-10M>	9,0	11,0	1 3
95003-25xxx-3x	95003-25001-60M <95003-25003-60M>	9,0	11,0	1 3
95003-25xxx-7x	95003-25001-70M <95003-25003-70M>	9,0	11,0	1 3
95003-27xxx-1x	95003-27001-10M <95003-27003-10M>	9,0	13,0	1 3
95003-27xxx-20	95003-27001-10M <95003-27003-10M>	9,0	13,0	1 3
95003-27xxx-3x	95003-27001-60M <95003-27003-60M>	9,0	13,0	1 3
95003-27xxx-60	95003-27001-60M <95003-27003-60M>	9,0	13,0	1 3
95003-33xxx-1x	95003-33001-10M <95003-33003-10M>	10,0	14,0	1 3
95003-33xxx-20	95003-33001-10M <95003-33003-10M>	10,0	14,0	1 3

Pipa vinyl				
No part standard	No. part borongan	Part borongan		
		Diameter dalam (mm)	Diameter dalam (mm)	Panjang (m)
95003-36xxx-1x	95003-36001-10M <95003-36003-10M> <95003-36008-10M>	11,0	13,0	1 3 8
95003-36xxx-20	95003-36001-10M <95003-36003-10M> <95003-36008-10M>	11,0	13,0	1 3 8
95003-37xxx-3x	95003-37001-60M <95003-37003-60M>	11,0	15,0	1 3
95003-37xxx-60	95003-37001-60M <95003-37003-60M>	11,0	15,0	1 3
95003-38xxx-1x	95003-38001-10M <95003-38003-10M>	12,0	13,0	1 3
95003-38xxx-20	95003-38001-10M <95003-38003-10M>	12,0	13,0	1 3
95003-39xxx-1x	95003-39001-10M <95003-39003-10M>	12,0	14,0	1 3
95003-39xxx-20	95003-39001-10M <95003-39003-10M>	12,0	14,0	1 3
95003-40xxx-20	95003-40001-10M <95003-40003-10M>	12,0	16,0	1 3
95003-40xxx-3x	95003-40001-60M <95003-40003-60M>	12,0	16,0	1 3
95003-40xxx-60	95003-40001-60M <95003-40003-60M>	12,0	16,0	1 3
95003-43xxx-1x	95003-43001-10M <95003-43003-10M> <95003-43008-10M>	13,0	15,0	1 3 8
95003-43xxx-20	95003-43001-10M <95003-43003-10M> <95003-43008-10M>	13,0	15,0	1 3 8
95003-45xxx-1x	95003-45001-10M <95003-45003-10M> <95003-45008-10M>	14,0	18,0	1 3 8
95003-45xxx-20	95003-45001-10M <95003-45003-10M> <95003-45008-10M>	14,0	18,0	1 3 8
95003-50xxx-1x	95003-50001-10M <95003-50003-10M>	16,0	19,0	1 3
95003-50xxx-20	95003-50001-10M <95003-50003-10M>	16,0	19,0	1 3
95003-50xxx-3x	95003-50001-60M <95003-50003-60M>	16,0	19,0	1 3
95003-55xxx-1x	95003-55001-10M <95003-55003-10M>	17,5	20,5	1 3
95003-55xxx-20	95003-55001-10M <95003-55003-10M>	17,5	20,5	1 3
95003-60xxx-1x	95003-60001-10M <95003-60003-10M>	22,0	27,0	1 3
95003-60xxx-20	95003-60001-10M <95003-60003-10M>	22,0	27,0	1 3
95003-60xxx-3x	95003-60001-60M <95003-60003-60M>	22,0	27,0	1 3
95003-60xxx-60	95003-60001-60M <95003-60003-60M>	22,0	27,0	1 3

Selang pemakaian umum			
No part standard	No. part borongan	Part borongan	
		Diameter dalam (mm)	Panjang (m)
95005-11xxx-3x	95005-11001-30M	11,0	1
95005-11xxx-5x	95005-11001-50M	11,0	1
95005-12xxx-1x	95005-12001-10M <95005-12003-10M>	12,0	1 3
95005-12xxx-2x	95005-12001-20M	12,0	1
95005-12xxx-3x	95005-12001-30M	12,0	1
95005-12xxx-5x	95005-12001-50M	12,0	1
95005-14xxx-1x	95005-14001-10M	14,0	1
95005-14xxx-2x	95005-14001-20M <95005-14003-20M>	14,0	1 3
95005-14xxx-3x	95005-14001-30M	14,0	1
95005-14xxx-5x	95005-14001-50M	14,0	1
95005-17xxx-1x	95005-17001-10M	17,0	1
95005-17xxx-2x	95005-17001-20M	17,0	1
95005-17xxx-3x	95005-17001-30M	17,0	1
95005-17xxx-5x	95005-17001-50M	17,0	1
95005-30xxx-3x	95005-30001-30M	3,0	1
95005-30xxx-5x	95005-30001-50M	3,0	1
95005-35xxx-1x	95005-35001-10M <95005-35003-10M> <95005-35008-10M>	3,5	1 3 8
95005-35xxx-2x	95005-35001-20M	3,5	1
95005-35xxx-3x	95005-35001-30M	3,5	1
95005-35xxx-4x	95005-35001-10M <95005-35003-10M> <95005-35008-10M>	3,5	1 3 8
95005-35xxx-5x	95005-35001-50M	3,5	1
95005-45xxx-1x	95005-45001-10M <95005-45003-10M> <95005-45008-10M>	4,5	1 3 8
95005-45xxx-2x	95005-45001-20M	4,5	1
95005-45xxx-3x	95005-45001-30M	4,5	1

Selang pemakaian umum			
No part standard	No. part borongan	Part borongan	
		Diameter dalam (mm)	Panjang (m)
95005-45xxx-4x	95005-45001-10M <95005-45003-10M> <95005-45008-10M>	4,5	1 3 8
95005-45xxx-5x	95005-45001-50M	4,5	1
95005-50xxx-3x	95005-50001-30M <95005-50003-30M>	5,0	1 3
95005-50xxx-5x	95005-50001-50M	5,0	1
95005-55xxx-1x	95005-55001-10M <95005-55003-10M> <95005-55008-10M>	5,3	1 3 8
95005-55xxx-2x	95005-55001-20M <95005-55003-20M>	5,3	1 3
95005-55xxx-4x	95005-55001-10M <95005-55003-10M> <95005-55008-10M>	5,3	1 3 8
95005-65xxx-1x	95005-65001-10M <95005-65003-10M>	6,5	1 3
95005-65xxx-2x	95005-65001-20M	6,5	1
95005-70xxx-3x	95005-70001-30M <95005-70003-30M>	7,0	1 3
95005-70xxx-5x	95005-70001-50M	7,0	1
95005-75xxx-1x	95005-75001-10M <95005-75003-10M>	7,3	1 3
95005-75xxx-2x	95005-75001-20M	7,3	1
95005-80xxx-1x	95005-80001-10M <95005-80003-10M>	8,0	1 3
95005-80xxx-2x	95005-80001-20M	8,0	1
95005-80xxx-3x	95005-80001-30M	8,0	1
95005-80xxx-5x	95005-80001-50M	8,0	1
95005-91xxx-3x	95005-91001-30M	12,0	1
95005-91xxx-5x	95005-91001-50M	12,0	1
95005-92xxx-3x	95005-92001-30M	12,0	1
95005-92xxx-5x	95005-92001-50M	12,0	1

CATATAN: X ditampilkan untuk mewakili angka yang dihilangkan dan huruf-huruf alfabet romawi.

HATI-HATI : BERBAHAYA sekali apabila selang bahan bakar tertukar dengan selang pemakaian umum atau selang vinyl.

Jangan sekali-kali menggunakan selang pemakaian umum atau selang vinyl sebagai pengganti selang bahan bakar atau sebaliknya. Selalu pakai nomor part borongan yang tepat pada parts catalog, mengikuti service manual atau instruksi-instruksi yang menyertai part borongan.

• Nomor part borongan untuk selang bahan bakar, selang pemakaian umum dan selang vinyl.

(Contoh)

9 5 0 0 1- 7 5 0 0 1- 5 0 M

Nomor part borongan: Menunjuk ke part borongan.

Kode penandaan (tipe selang): (selang bahan bakar dan selang pemakaian umum).

Ubah kode (untuk selang tambahan): (Selang vinyl)

• Menunjukkan tanda nomor atau urutan perubahan, namun, kode untuk part borongan harus benar- benar 0 (nol).

Tipe kode:

Selang bahan bakar 2: Kepangan merah di luar (dia. dalam 3 mm saja)
 5: Kepangan hitam di dalam
 3: Merah (dia. dalam 3 mm saja)
 4: Abu-abu dengan garis merah (dia. dalam 3 mm saja)
 6: Hitam

Selang vinyl 1: Tembus pandang
 2: Hitam
 3: Merah muda
 6: Merah muda
 7: Hitam pucat

Selang umum 1: Abu-abu
 2: Abu-abu
 3: Hitam
 5: Hitam

Panjang: 001: 1 m (standard)
 003: 3 m
 008: 8 m

Kode D.D.: (selang bahan bakar dan selang pemakaian umum)

30: 3,0 mm	11: 11 mm
35: 3,5 mm	91: 12 mm (dia. luar 15) mm
45: 4,5 mm	92: 12 mm (dia. luar 16) mm
50: 5,0 mm	12: 12 mm (dia. luar 17) mm
55: 5,3 mm, 5,5 mm	14: 14 mm
65: 6,5 mm	17: 17 mm
70: 7,0 mm	
75: 7,3 mm, 7,5 mm	
80: 8,0 mm	

Kode DD./DL.: (selang vinyl)

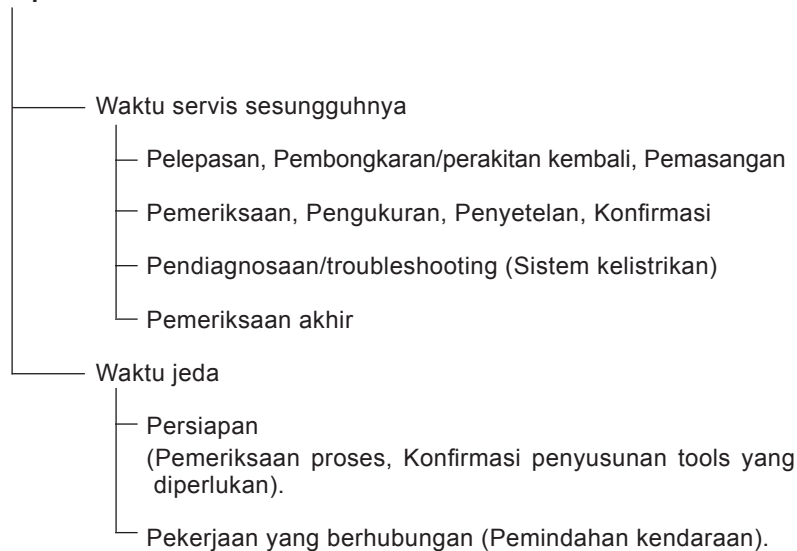
01: ID. 2,9 OD. 6,8 mm	14: ID. 6,0 OD. 9,0 mm	37: ID. 11,0 OD. 15,0 mm
03: ID. 3,0 OD. 6,0 mm	17: ID. 7,0 OD. 9,0 mm	38: ID. 12,0 OD. 13,0 mm
05: ID. 3,5 OD. 6,5 mm	19: ID. 7,0 OD. 11,0 mm	39: ID. 12,0 OD. 14,0 mm
07: ID. 4,0 OD. 7,0 mm	21: ID. 8,0 OD. 9,0 mm	40: ID. 12,0 OD. 16,0 mm
08: ID. 4,5 OD. 6,5 mm	23: ID. 8,0 OD. 12,0 mm	43: ID. 13,0 OD. 15,0 mm
09: ID. 4,5 OD. 8,0 mm	25: ID. 9,0 OD. 11,0 mm	45: ID. 14,0 OD. 18,0 mm
12: ID. 5,0 OD. 7,0 mm	27: ID. 9,0 OD. 13,0 mm	50: ID. 16,0 OD. 19,0 mm
10: ID. 5,0 OD. 8,0 mm	33: ID. 10,0 OD. 14,0 mm	55: ID. 17,5 OD. 20,5 mm
11: ID. 5,0 OD. 9,0 mm	36: ID. 11,0 OD. 13,0 mm	60: ID. 22,0 OD. 27,0 mm

Tipe selang: 1: Selang bahan bakar
 3: Selang vinyl
 5: Selang umum

FLAT RATE SERVICE TIME

Flat rate service time (FRT) adalah waktu standard yang diperlukan untuk menyervis sebuah sepeda motor/skuter, yang terdaftar di dalam parts catalog ini untuk membantu AHASS mengontrol proses kerja yang sesungguhnya dan menghitung biaya servis dengan memakai FRT sebagai patokan.

Sistem penentuan FRT



* Waktu jeda ditentukan dengan mengalikan waktu servis sesungguhnya dengan koefisien tertentu.

Metode Penulisan

Bagian-bagian yang diservis yang diperlihatkan di dalam teks yang tercantum dengan waktu pekerjaan part-part yang diganti sebagai subyeknya. Bagian-bagian lain yang diservis yang tidak menggunakan penggantian parts (pelepasan/pemasangan, penyetelan, pemeriksaan/pengukuran, dan pekerjaan lain) tercantum secara bersama pada bagian pendahuluan yang digolongkan menurut jenis pekerjaan.

Standard penentuan FRT

- Sistem desimal (dalam satuan 0,1) dipakai untuk menentukan FRT oleh karena mudah untuk menghitung upah.
Contoh: (0,1) → 6 menit, (0,2) → 12 menit
[Ongkos jasa per jam] x [FRT] = [Upah]
- FRT ditentukan dengan tool (perkakas) tangan.
- Bagian-bagian yang diservis dan FRT dapat berubah tergantung pada pengembangan tools dan peralatan servis serta perbaikan pada prosedur servis.

Prosedur kerja

- Oleh karena prosedur kerja ditentukan berdasarkan waktu kerja dengan metode kerja yang diuraikan di dalam Buku Pedoman Reparasi, pakailah Buku ini sebagai pegangan.
- Pekerjaan servis yang memerlukan waktu singkat harus tetap memperhatikan keamanan pekerjaan dan garansi dari sepeda motor/skuter dalam penentuan bagian-bagian yang diservis yang tidak dimuat di dalam Buku Pedoman Reparasi.
- Pada dasarnya pekerjaan dilakukan oleh satu orang, dan apabila diperlukan dua atau lebih orang untuk mengerjakannya, penentuan waktu kerja dilakukan sebagai waktu total untuk sejumlah orang tersebut.
- Nilai yang ditentukan untuk tingkat kemampuan seorang pekerja adalah tiga tahun pengalaman dalam perbaikan kendaraan-kendaraan Honda sebagai standard.
- Special tools dan peralatan servis yang dipakai dalam penentuan FRT adalah yang ditentukan atau dianjurkan di dalam Buku Pedoman Reparasi.

Bagian yang diservis yang tidak ada FRTnya

- Aksesori dan parts yang diservis yang tidak terdaftar di dalam parts catalog ini.
- Lokasi-lokasi yang mengalami sedikit sekali pemburukan kondisi atau kerusakan dalam pemakaian normal.
- Pekerjaan servis yang dapat diselesaikan dengan sekali sentuh.
- Pekerjaan servis yang jarang sekali dilakukan (yaitu yang jarang sekali mengalami masalah dan frekuensi servis).
- * Jika FRT tidak tercantum, hitunglah upah kerja berdasarkan perkiraan waktu kerja sesungguhnya.

Pekerjaan yang tidak ada FRTnya

- Pembuangan oli dan cairan coolant, Waktu tunggu untuk pemanasan mesin dan sebagainya.
- Pekerjaan tambahan yang meliputi pelepasan/pemasangan perlengkapan luar yang standard.
- Waktu tidak langsung untuk melakukan servis dengan mendatangi pembeli sepeda motor/skuter, tukar tambah, dan pengiriman sepeda motor/skuter.
- Waktu tidak langsung yang diperlukan untuk pemesanan dan penyerahan parts.
- Ongkos untuk bahan perekat, grease, dsb. yang dipakai untuk pekerjaan servis.

**Penjelasan FRT dengan menggunakan contoh
(Contoh mungkin berbeda dari item yang tercantum)**

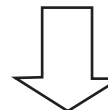
No. Ref.	L.O.N.	(Nomor ref. relatif) Deskripsi	F.R.T.
① ②	111118	(1, 3, 4, 7) CAMSHAFT 4.5	②
③	111118A	⑥ • Termasuk: Penyetelan renggang klep Ganti rocker arm tambahkan 1.0	⑤

- ① No. Referensi dari gambar part yang menunjukkan lokasi kerja untuk penggantian.
- ② FRT adalah singkatan dari Flat Rate Time menunjukkan waktu servis standard yang dibutuhkan untuk penggantian.
- ③ LON adalah singkatan dari Labor Operation Number, yaitu klasifikasi dari item servis dengan kode unit kerja.
Kode kerja yang sama digunakan tidak tergantung dari model.
Pengerjaan standard ditandai dengan kode 6 digit, dan pengerjaan tambahan ditandai dengan kode 7 digit.
- ④ Menyatakan penggantian camshaft dan FRT4,5.
- ⑤ Menyatakan bahwa FRT1,0 akan ditambahkan jika pekerjaan tambahan (penggantian rocker arm) dilakukan sehubungan dengan penggantian camshaft.

- ⑥ Menyatakan isi pekerjaan yang termasuk di dalam bagian yang diservis.
- ⑦ Menyatakan No. referensi yang pekerjaan dan waktunya adalah sama dengan FRT4,5 untuk camshaft.
(Daerah jangkauan aplikasi terbatas pada bagian-bagian yang diservis tanpa penentuan LON di dalam blok yang sama)

**Cara mencari bagian yang diservis dengan memakai contoh
(penggantian camshaft)**

Buka ke halaman blok dimana gambar spare part camshaft diperlihatkan.



Carilah gambar camshaft, dan carilah bagian yang diservis dan FRT yang sesuai dengan No. referensi.

Tanda penunjuk untuk pencantuman bagian-bagian yang diservis yang terdapat lanjutan pada halaman berikutnya

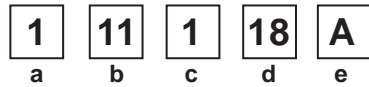
No. Ref.	L.O.N.	(Nomor ref. relatif) Deskripsi	F.R.T.
2	111118	CAMSHAFT	4,5
	.	.	.
	.	.	.

+
Tanda yang diperlihatkan pada baris terakhir.

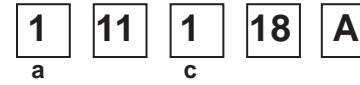
Blok yang tidak ada penentuan FRT

No. Ref.	L.O.N.	(Nomor ref. relatif) Deskripsi	F.R.T.
TIDAK ADA INFORMASI			

• Sistem kode LON



- a) Kode golongan Mesin
- b) Kode lokasi/fungsi Bagian atas mesin
- c) Kode pekerjaan Ganti
- d) Nomor urutan pekerjaan (Kode unit dapat diperlihatkan dengan abjad)
..... camshaft
(Tidak ada aturan kode tetap)
- e) Kode tambahan Ganti rocker arm
(Tidak ada aturan kode tetap)



a) Kode kategori dan klasifikasi

Kode	Kategori
1	Mesin
2	Transmisi
3	Bahan bakar & Pembuangan gas
4	Rangka & Badan
5	Kemudi/Suspensi
6	Kelistrikan
7	Roda/Rem
8	Alat pengontrol/instrumen
9	-
0	-

c) Kode pekerjaan dan klasifikasi

Kode	Kategori pekerjaan
1	Ganti, Pelepasan/Pemasangan, Ganti
2	Overhaul
3	Setel, Balans
4	(Pekerjaan yang berhubungan dengan pengecatan: Lapisan-atas)
5	Test, Pemeriksaan/diagnosa, Pengukuran, Pemeriksaan
6	(Pekerjaan yang berhubungan dengan overhaul: Rebore = korter)
7	(Pekerjaan yang berhubungan dengan overhaul: Reseal = perapatan kembali)
8	(Resurface = Pembentukan kembali permukaan)
9	(Pekerjaan yang berhubungan dengan pengecatan: Refinish = perhalus permukaan)
0	Perbaikan, Pembersihan, Pembuangan angin palsu

Bagian utama yang diservis tanpa memakai spare parts
 Pelepasan/Pemasangan, Penyetelan, Pemeriksaan/Pengukuran, Pekerjaan lain
 [E: Mesin, F: Rangka]

*** PEKERJAAN LAIN SELAIN PENGGANTIAN PARTS**

• **Pelepasan/Pemasangan**

Set untuk konfigurasi dengan parts dilepaskan dari kendaraan.

	LON	DESKRIPSI	FRT
E	1101E5	MEMIRINGKAN ASSY., MESIN-PELEPASAN/PEMASANGAN TERMASUK: Semua penyetelan yang diperlukan	4,7
	3111D5	ASSY., THROTTLE BODY-PELEPASAN/PEMASANGAN	1,4
	1101E6	PEMISAHAN CRANKCASE TERMASUK: Penurunan dan pemasangan mesin	7,1
F	1151E6	ASSY., RADIATOR - PELEPASAN/PEMASANGAN	0,9

• **Penyetelan**

	LON	DESKRIPSI	FRT
E	2123A0	CLUTCH - PENYETELAN TERMASUK: Penyetelan handel clutch	0,1
	6143A1	PENYETELAN/PEMBERSIHAN BUSI CATATAN: Untuk 1 kendaraan	0,1
	1113A0	JARAK RENGANG KLEP - PENYETELAN CATATAN: Untuk 1 kendaraan	1,7
F	6163A0	LAMPU DEPAN - MENGARAHKAN	0,1
	2133A0	RANTAI RODA - PENYETELAN	0,1
	7103A1	RODA DEPAN - BALANCE	0,5
	7103A2	RODA BELAKANG - BALANCE	0,6
	3113A3	PENGOPERASIAN GAS - PENYETELAN	0,1

• **Pemeriksaan/Pengukuran**

	LON	DESKRIPSI	FRT
E	1115A0	TEKANAN KOMPRESI- PENGUKURAN	0,9
	6145A0	WAKTU PENGAPIAN- PEMERIKSAAN	0,2
F	6105A0	BATTERY- PENGISIAN TERMASUK: Dalam kasus jenis battery terbuka, periksa tinggi electrolyte dan pengisian battery.	0,2

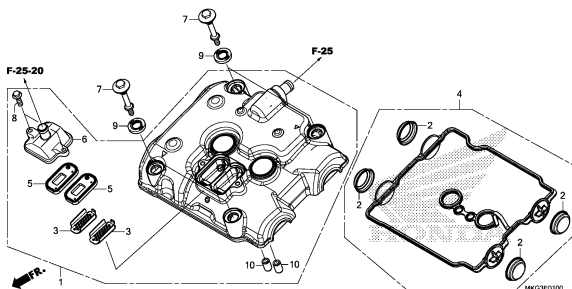
• **Pekerjaan lain**

	LON	DESKRIPSI	FRT
E	1130A2	SARINGAN KASA OLI- PEMBERSIHAN	1,0
F	7110A0	REM DEPAN-PEMBUANGAN ANGIN PALSU	0,2
	7110A1	REM BELAKANG-PEMBUANGAN ANGIN PALSU	0,3
	1151E7	RADIATOR COOLANT-PENGGANTIAN	0,2
	6185A0	UPDATE ECM/PCM	0,3

ENGINE GROUP

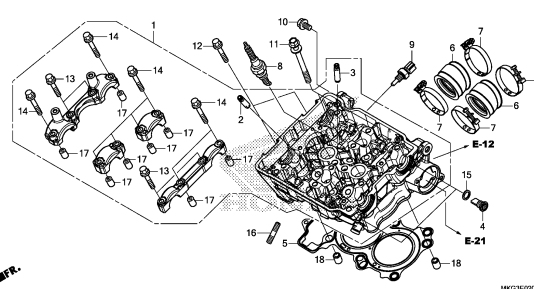
E-1

CYLINDER HEAD COVER



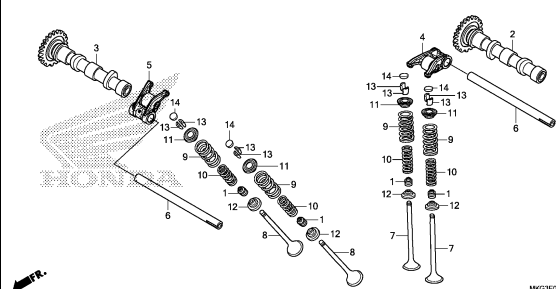
E-2

CYLINDER HEAD



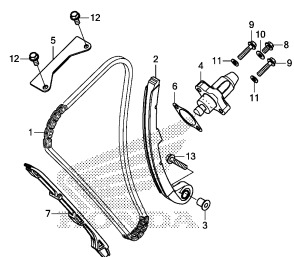
E-3

CAMSHAFT/VALVE



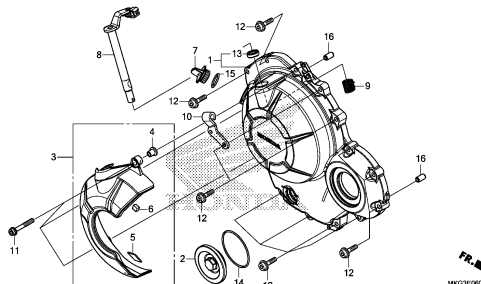
E-4

CAM CHAIN/TENSIONER



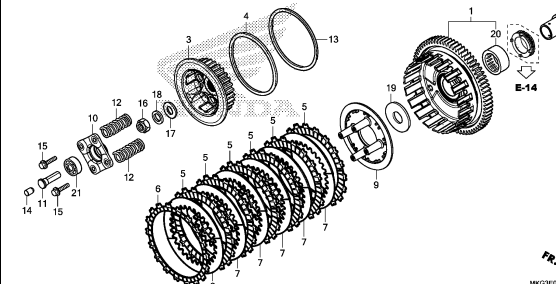
E-6

RIGHT CRANKCASE COVER



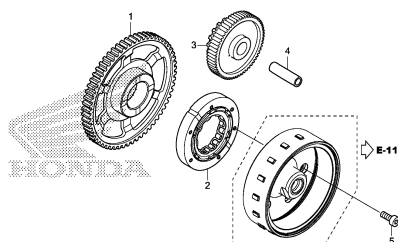
E-8

CLUTCH



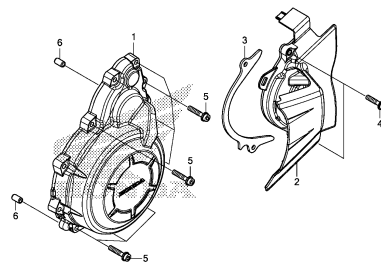
E-9

STARTING CLUTCH



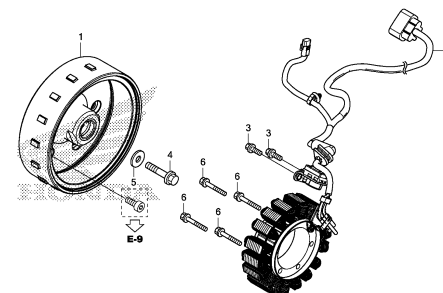
E-10

A.C. GENERATOR COVER



E-11

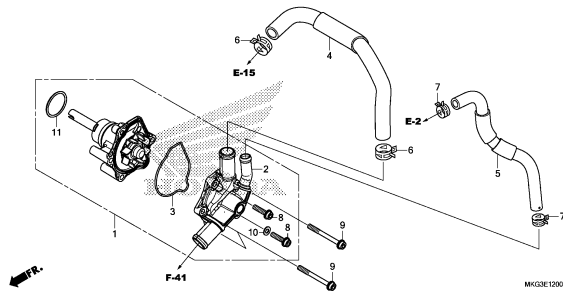
GENERATOR



ENGINE GROUP

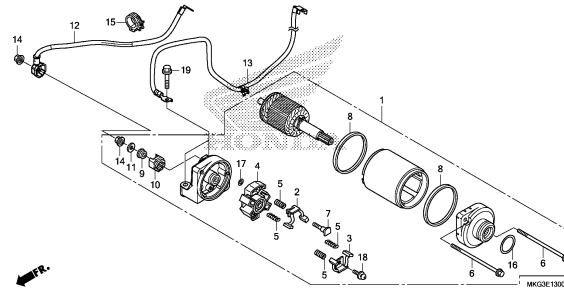
E-12

WATER PUMP



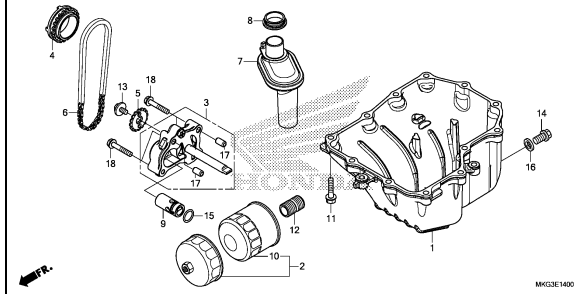
E-13

STARTER MOTOR



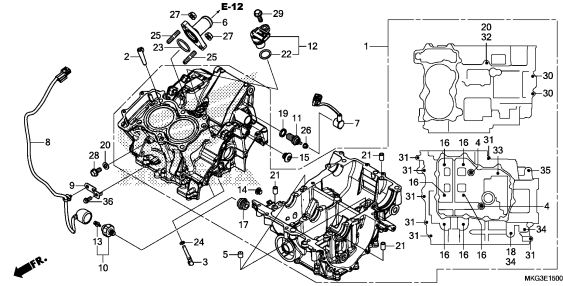
E-14

OIL PAN/OIL PUMP



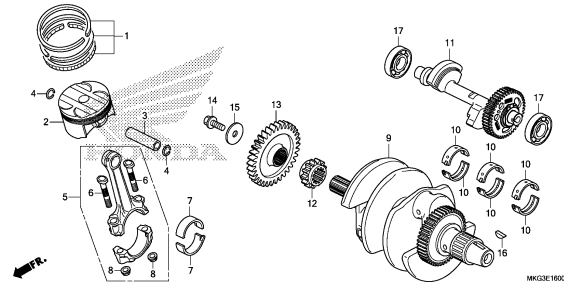
E-15

CRANKCASE



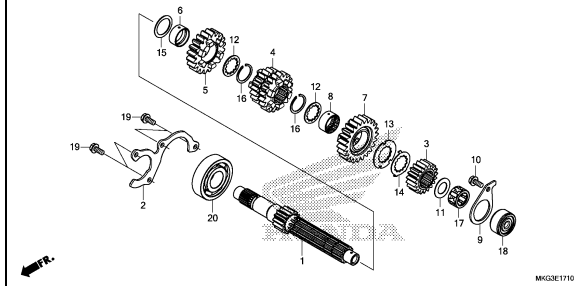
E-16

CRANK SHAFT/PISTON



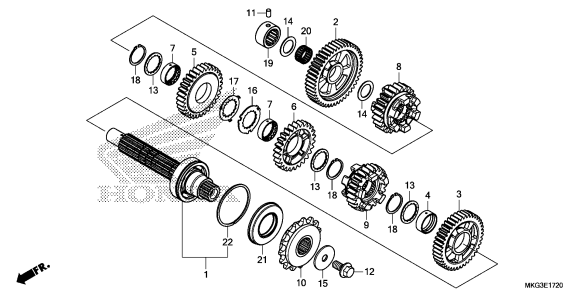
E-17-10

TRANSMISSION(MAINSHAFT)



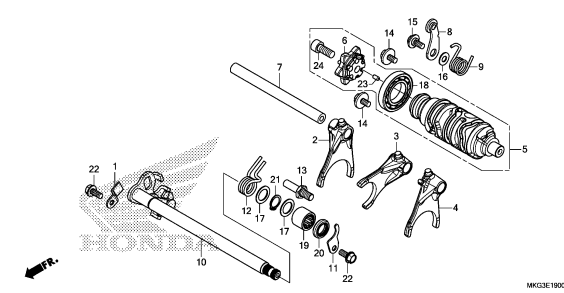
E-17-20

TRANSMISSION(COUNTERSHAFT)



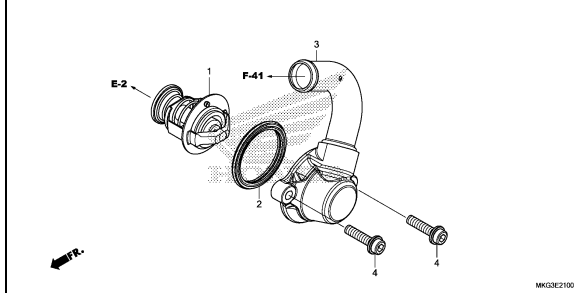
E-19

GEAR SHIFT DRUM



E-21

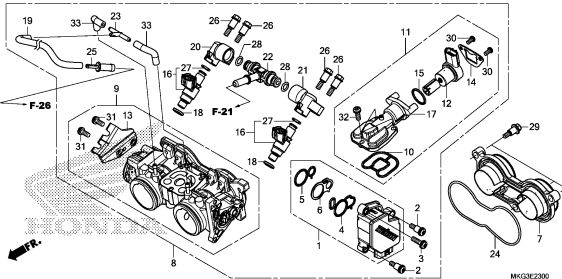
THERMOSTAT



ENGINE GROUP

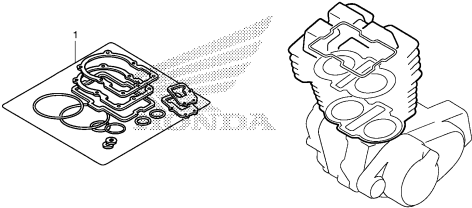
E-23

THROTTLE BODY



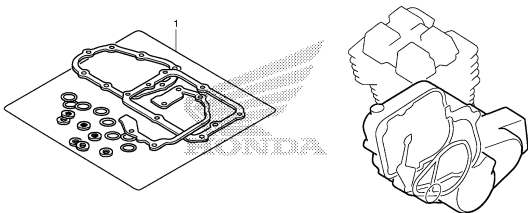
EOP-1

GASKET KIT A



EOP-2

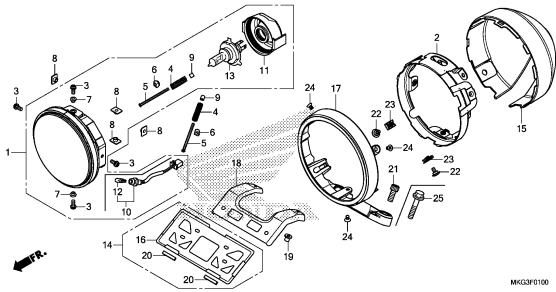
GASKET KIT B



FRAME GROUP

F-1

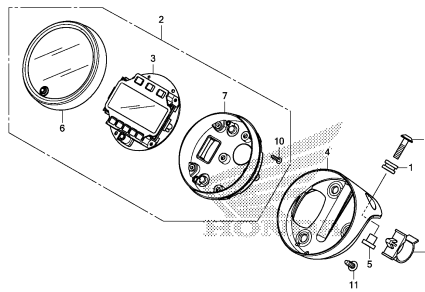
HEADLIGHT



MKGZF0100

F-2

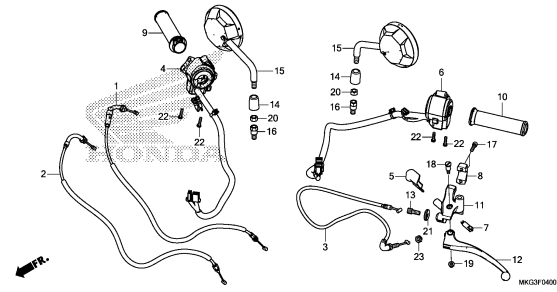
METER



MKGZF0200

F-4

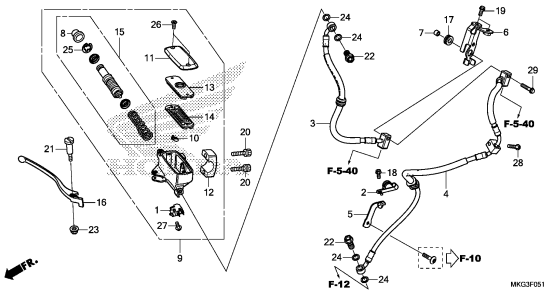
HANDLE LEVER/SWITCH/CABLE/MIRROR



MKGZF0400

F-5-10

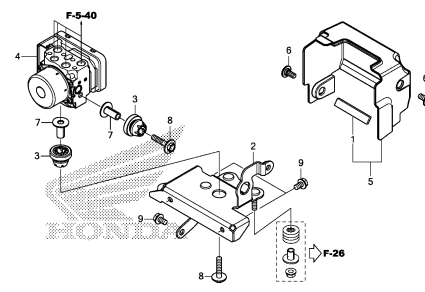
FRONT BRAKE MASTER CYLINDER



MKGZF0510

F-5-20

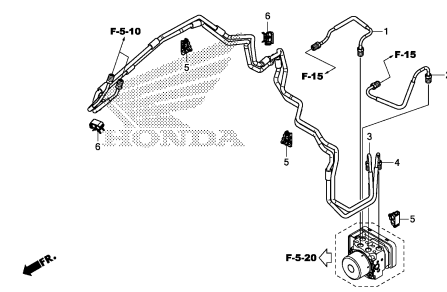
ABS MODULATOR



MKGZF0520

F-5-40

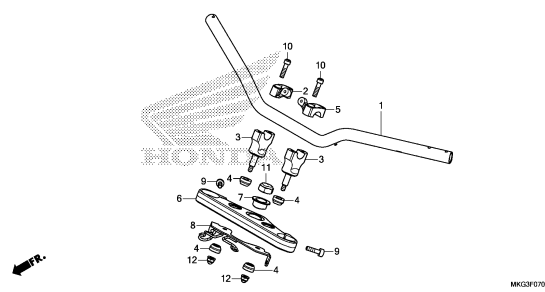
BRAKE PIPE



MKGZF0540

F-7

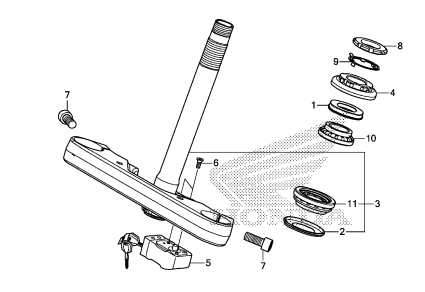
HANDLE PIPE/TOP BRIDGE



MKGZF0700

F-9

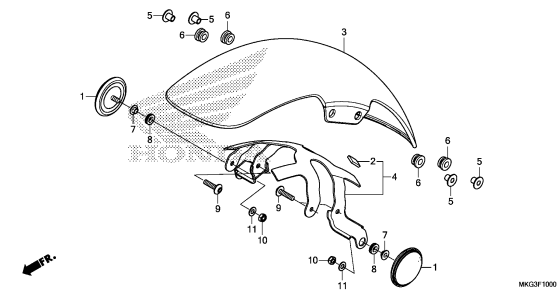
STEERING STEM



MKGZF0900

F-10

FRONT FENDER



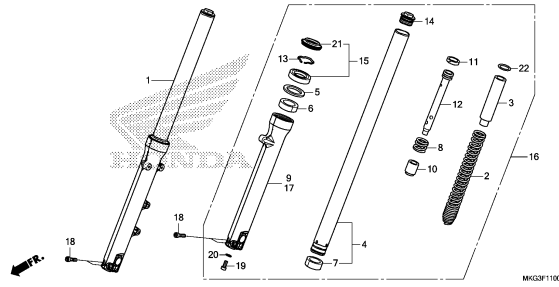
MKGZF1000

3

FRAME GROUP

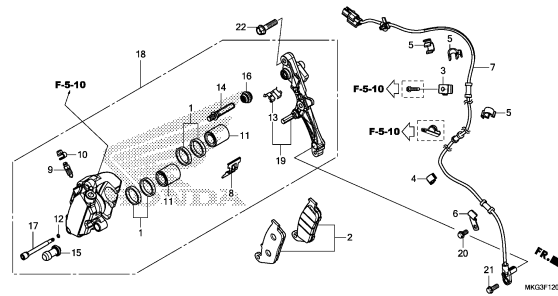
F-11

FRONT FORK



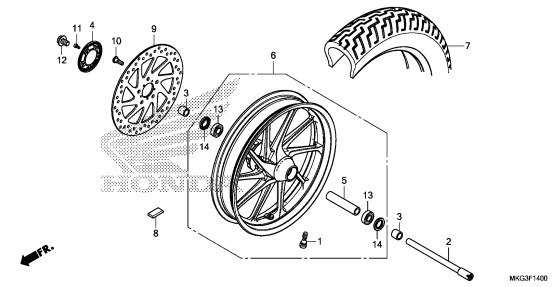
F-12

FRONT BRAKE CALIPER



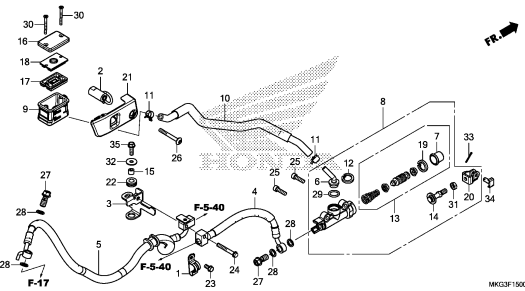
F-14

FRONT WHEEL



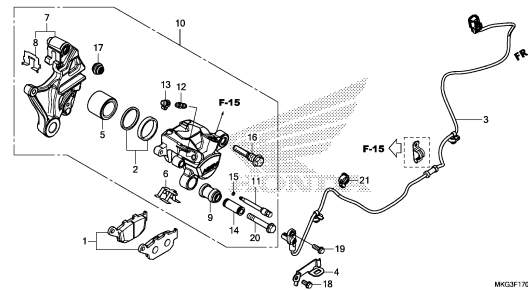
F-15

REAR BRAKE MASTER CYLINDER



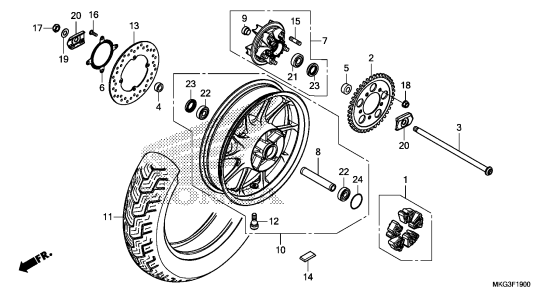
F-17

REAR BRAKE CALIPER



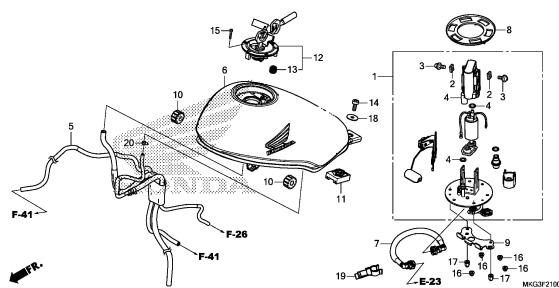
F-19

REAR WHEEL



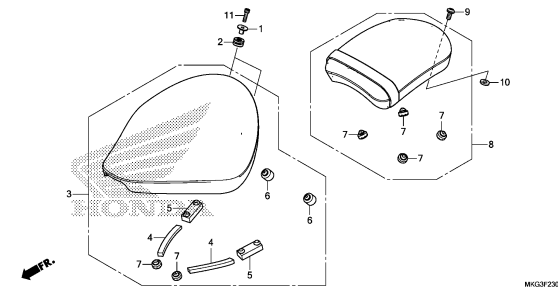
F-21

FUEL TANK/FUEL PUMP



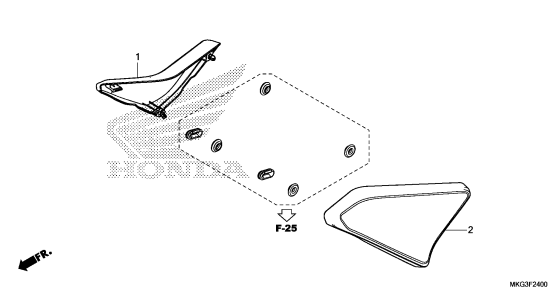
F-23

SEAT



F-24

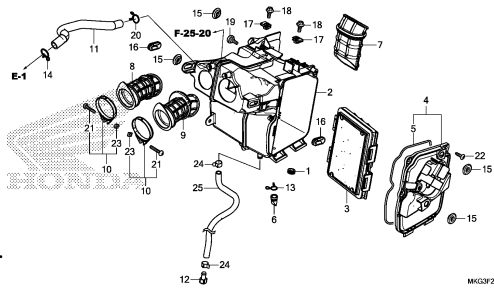
SIDE COVER



FRAME GROUP

F-25

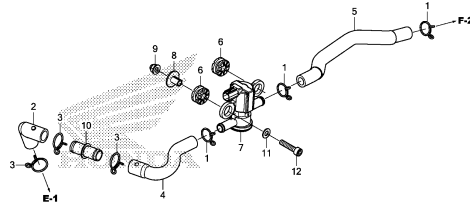
AIR CLEANER



MKG3F2500

F-25-20

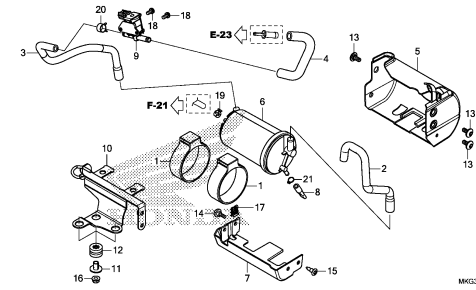
AIR INJECTION SOLENOID VALVE



MKG3F2520

F-26

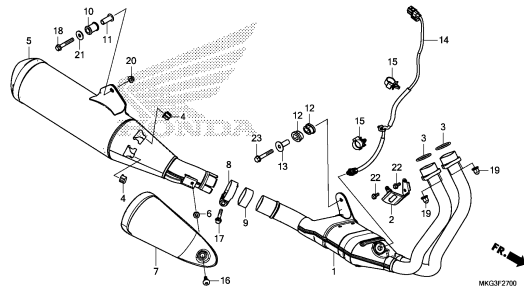
CANISTER



MKG3F2600

F-27

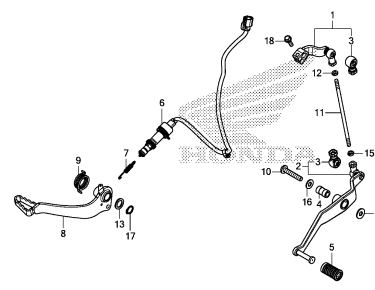
EXHAUST MUFFLER



MKG3F2700

F-29

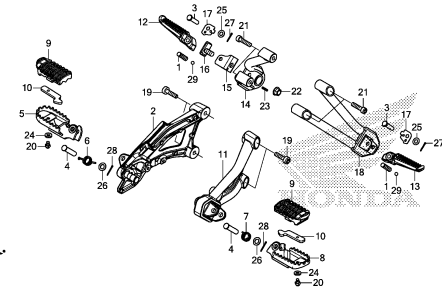
PEDAL



MKG3F2900

F-30

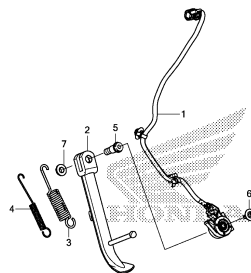
STEP



MKG3F3000

F-31

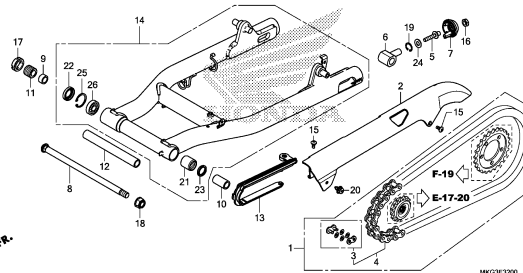
SIDE STAND



MKG3F3100

F-32

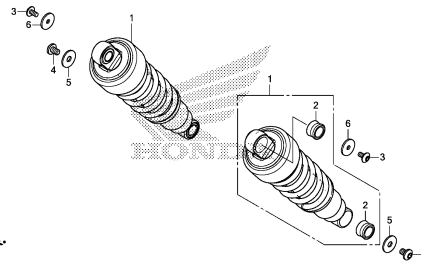
SWINGARM



MKG3F3200

F-33

REAR CUSHION

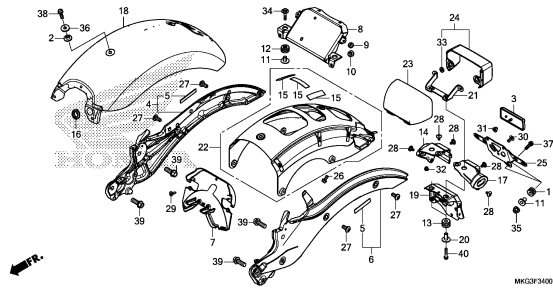


MKG3F3300

FRAME GROUP

F-34

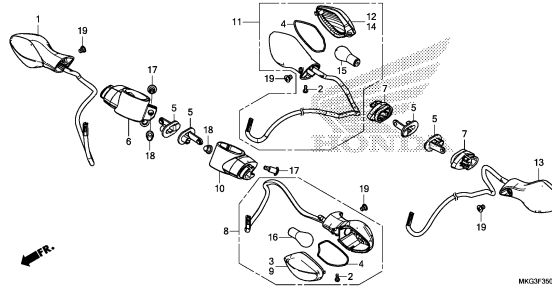
REAR FENDER



MKG3F3400

F-35

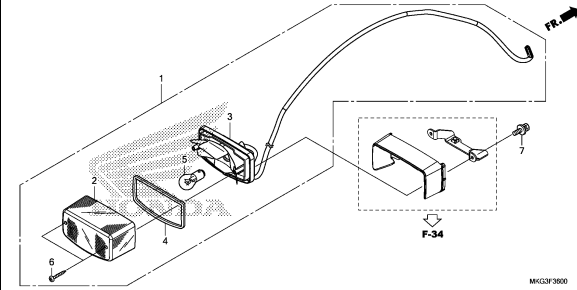
WINKER



MKG3F3500

F-36

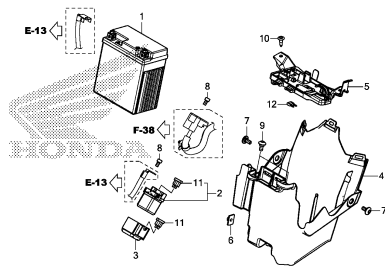
TAILLIGHT



MKG3F3600

F-37

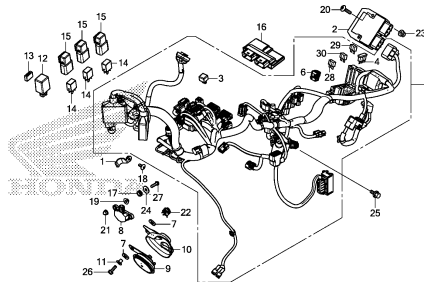
BATTERY



MKG3F3700

F-38

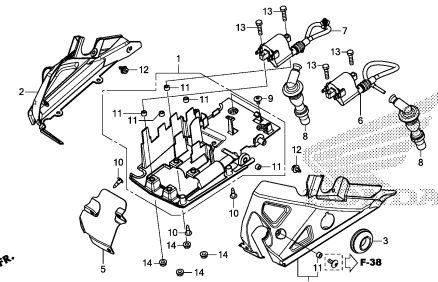
WIRE HARNESS



MKG3F3800

F-38-20

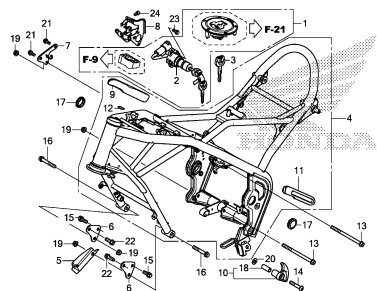
IGNITION COIL



MKG3F3820

F-39

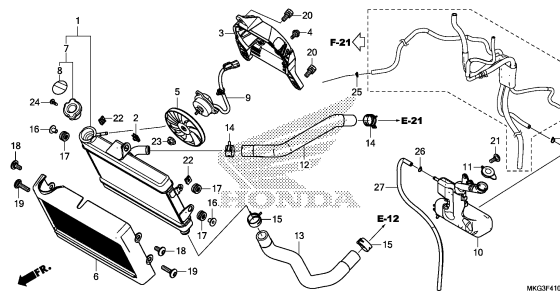
FRAME BODY



MKG3F3900

F-41

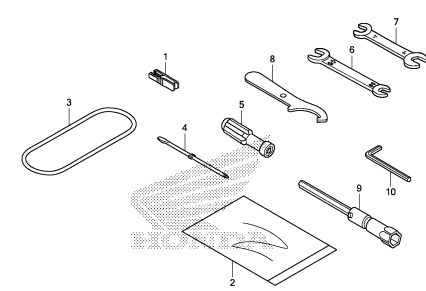
RADIATOR



MKG3F4100

F-48

TOOL

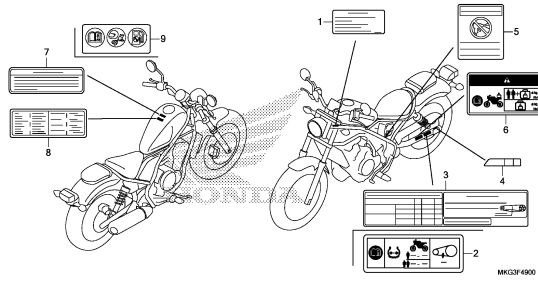


MKG3F4800

FRAME GROUP

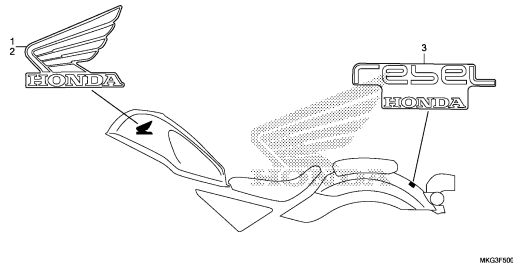
F-49

CAUTION LABEL



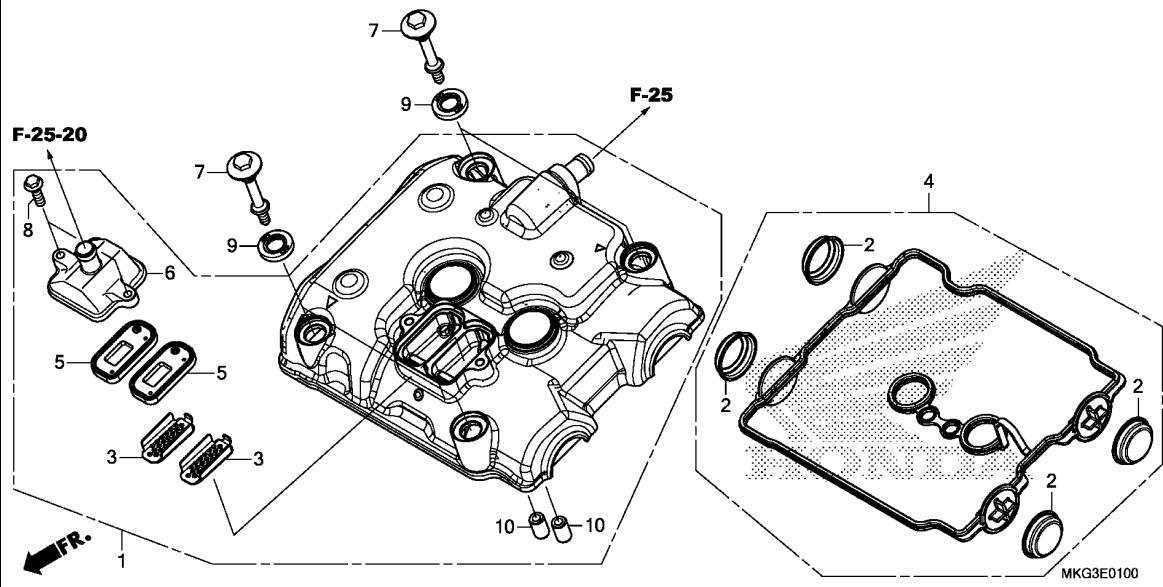
F-50

MARK



E-1

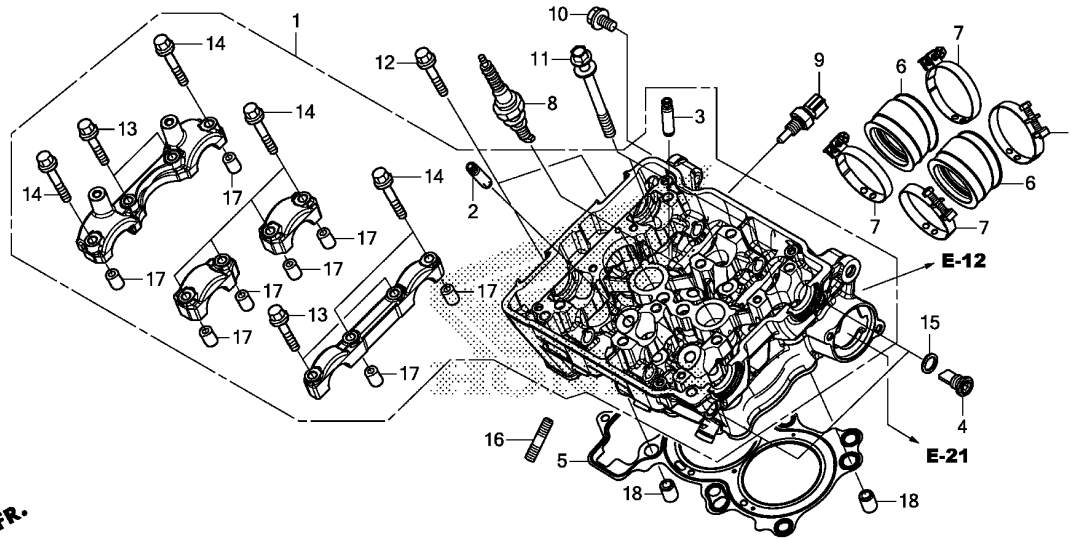
CYLINDER HEAD COVER



Ref. No.	L.O.N.	(Relative ref. Number) Description	F.R.T.
1	1111C4	COVER, CYLINDER HEAD	1.1
4	1111D2	GASKET, CYLINDER HEAD COVER ..	1.1
5		(3)	
	314125	VALVE, PAIR CHECK	0.8
.NOTE: Same time for two units			

Ref. No.	Part No.	Description	Reqd. QTY CMX500A H	Serial No.	Parts catalogue code
1	12300-MKG-A00	COVER ASSY., CYLINDER HEAD ..	1		
2	12331-MGZ-J00	CAP, CYLINDER HEAD COVER	4		
3	12341-MAT-750	PLATE, PORT(AI)	2		
4	12391-MGZ-J00	GASKET COMP., CYLINDER HEAD	1		
5	18601-KEA-741	VALVE COMP., REED(ARAI)	2		
6	18612-MKG-A00	COVER, REED VALVE	1		
7	90002-MY5-850	BOLT, HEAD COVER	4		
8	90004-GHB-650	BOLT, FLANGE, 6X20(NSHF)	2		
9	90543-MV9-670	RUBBER, MOUNTING	4		
10	94301-10160	DOWEL PIN, 10X16	2		





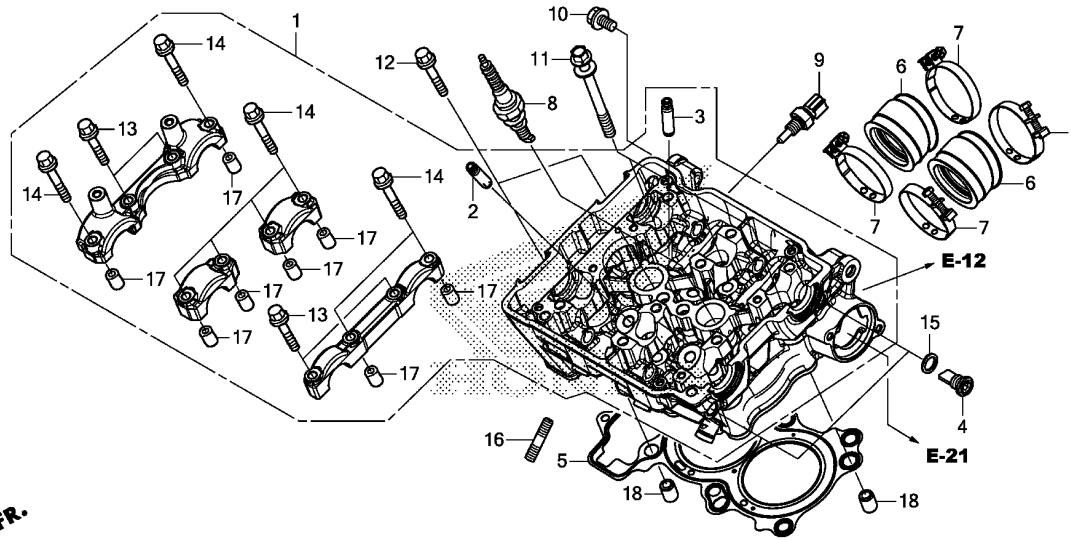
MKG3E0200

Ref. No.	L.O.N.	(Relative ref. Number) Description	F.R.T.
1	111106	HEAD, CYLINDERINCLUDES: Engine removal and installation .INCLUDES: Valve adjust and reface	7.5
2	1111M0	GUIDE, EXHAUST VALVE(ONE)INCLUDES: Engine removal and installation .INCLUDES: Reaming .INCLUDES: Valve adjust and reface	6.2
	1111MOA	.Replace all exhaust valve guide add	0.9
3	1111L9	GUIDE, INTAKE VALVE(ONE)INCLUDES: Engine removal and installation .INCLUDES: Reaming .INCLUDES: Valve adjust and reface	6.2
	1111L9A	.Replace all intake valve guide add	0.9
	1111M9	GUIDE, VALVE :FOR 1 VEHICLE .. .INCLUDES: Engine removal and installation .INCLUDES: Reaming	8.3

Ref. No.	Part No.	Description	Reqd. QTY	Serial No.	Parts catalogue code
			CMX500A H		
1	12010-MKG-D50	HEAD ASSY., CYLINDER	1	----- E,ED	
	12010-MGZ-J00	1	----- IN,U	
2	12204-KYJ-305	GUIDE, IN. VALVE(O.S.) (EXHAUST SIDE)	4		
3	12205-KYJ-305	GUIDE, EX. VALVE(O.S.) (INLET SIDE)	4		
4	12207-MGZ-J00	BOLT, SEALING, 12MM	2		
5	12251-MGZ-J01	GASKET, CYLINDER HEAD	1		
6	16211-MKG-A00	INSULATOR, THROTTLE BODY	2		
7	16217-MGZ-J00	BAND, INSULATOR	4		
8	31916-KRM-841	PLUG, SPARK(CPR8EA-9)(NGK) ..	2		
9	37870-MGS-D31	SENSOR ASSY., WATER TEMPERATURE	1		
10	90001-MKG-A00	BOLT, SPECIAL, 10X16	1		
11	90007-MGZ-J00	BOLT-WASHER, 9X100	6		
12	90011-MGZ-J00	BOLT, FLANGE, 6X35	2		
13	90017-KYJ-900	BOLT, FLANGE, 6X32	4		
14	90019-KYJ-900	BOLT, FLANGE, 6X39.5	8		
15	90418-KYJ-900	WASHER, 12.2X17X1.5	2		
16	92900-08022-3E	BOLT, STUD, 8X22	4		
17	94301-08140	DOWEL PIN, 8X14	8		
18	94301-12160	PIN A, DOWEL, 12X16	2		

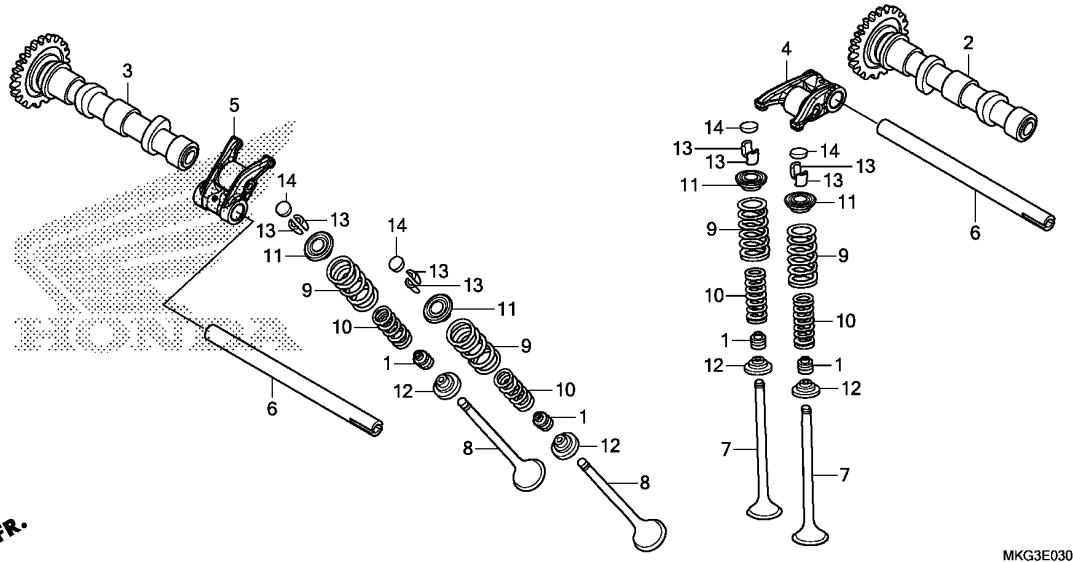


CYLINDER HEAD



Ref. No.	L.O.N.	(Relative ref. Number) Description	F.R.T.
+ 3		.INCLUDES: Valve adjust and reface	
5	111115	GASKET, CYLINDER HEADINCLUDES: Engine removal and installation	5.3
6	311131	INSULATOR, THROTTLE BODY/ CARBURETOR	1.4
	3111B6	INSULATOR, THROTTLE BODY/ CARBURETOR :FOR 1 VEHICLE ...	1.4
8	614130	PLUG, SPARK	0.2
	6141B2	PLUG, SPARK :FOR 1 VEHICLE ...	0.3
9	6171A9	SENSOR, WATER TEMP	0.4

MKG3E0200



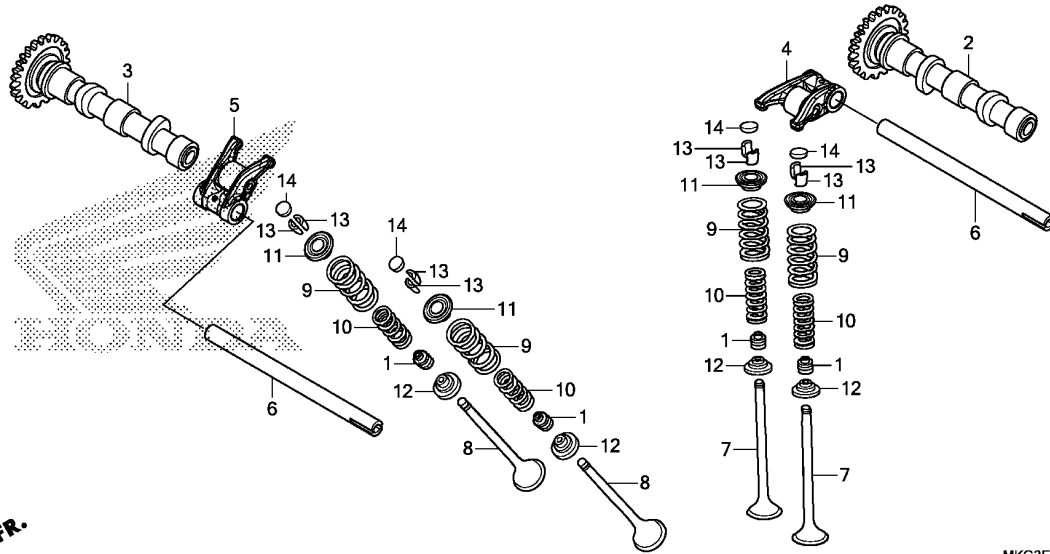
Ref. No.	L.O.N.	(Relative ref. Number) Description	F.R.T.
2	1111E5	CAMSHAFT :INTAKEINCLUDES: Valve clearance adjustment	1.9
3	1111E6	CAMSHAFT :EXHAUSTINCLUDES: Valve clearance adjustment	1.9
	1111T4	CAMSHAFT :FOR 1 VEHICLEINCLUDES: Valve clearance adjustment	2.2
4	1111K8	ARM, INTAKE VALVE ROCKER(ONE) .NOTE: Same time for two units .INCLUDES: Valve adjustment	1.9
5	1111K9	ARM, EXHAUST VALVE ROCKER(ONE) .NOTE: Same time for two units .INCLUDES: Valve adjustment	1.9
	1111L8	ARM, VALVE ROCKER :FOR 1 VEHICLEINCLUDES: Valve adjustment	2.2
7	1111N0	VALVE, INTAKE(ONE)INCLUDES: Engine removal and installation .INCLUDES: Refacing	5.7
	1111NOA	.Replace all intake valve add	0.6
+ 8	1111N1	VALVE, EXHAUST(ONE)	5.7

Ref. No.	Part No.	Description	Reqd. QTY	Serial No.	Parts catalogue code
			CMX500A H		
1	12209-MLO-722	SEAL, VALVE STEM(ARAI)	8		
2	14110-MKG-A00	CAMSHAFT COMP., IN.(34T)	1		
3	14210-MGZ-J00	CAMSHAFT COMP., EX.(34T)	1		
4	14430-MGZ-J00	ARM COMP., IN. VALVE ROCKER .	2		
5	14440-MGZ-J00	ARM COMP., EX. VALVE ROCKER .	2		
6	14451-MGZ-J00	SHAFT, ROCKER ARM	2		
7	14711-MGZ-J00	VALVE, IN.	4		
8	14721-MGZ-J00	VALVE, EX.	4		
9	14751-MGZ-J00	SPRING, VALVE OUTER	8		
10	14761-MGZ-J00	SPRING, VALVE INNER	8		
11	14771-MFL-000	RETAINER, VALVE SPRING	8		
12	14775-KYJ-900	SEAT, VALVE SPRING	8		
13	14781-MLO-720	COTTER, VALVE	16		
14	14901-KT7-013	SHIM, TAPPET(1.200)	8		
	14902-KT7-013	SHIM, TAPPET(1.225)	8		
	14903-KT7-013	SHIM, TAPPET(1.250)	8		
	14904-KT7-013	SHIM, TAPPET(1.275)	8		
	14905-KT7-013	SHIM, TAPPET(1.300)	8		
	14906-KT7-013	SHIM, TAPPET(1.325)	8		
	14907-KT7-013	SHIM, TAPPET(1.350)	8		
	14908-KT7-013	SHIM, TAPPET(1.375)	8		
	14909-KT7-013	SHIM, TAPPET(1.400)	8		
	14910-KT7-013	SHIM, TAPPET(1.425)	8		
	14911-KT7-013	SHIM, TAPPET(1.450)	8		
	14912-KT7-013	SHIM, TAPPET(1.475)	8		
	14913-KT7-013	SHIM, TAPPET(1.500)	8		
	14914-KT7-013	SHIM, TAPPET(1.525)	8		



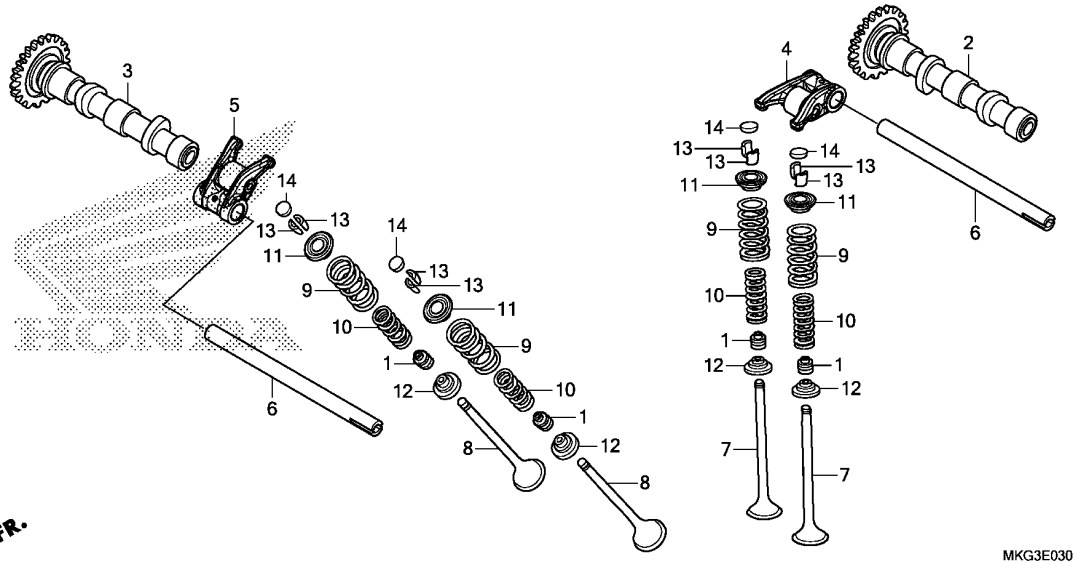
E-3

CAMSHAFT/VALVE



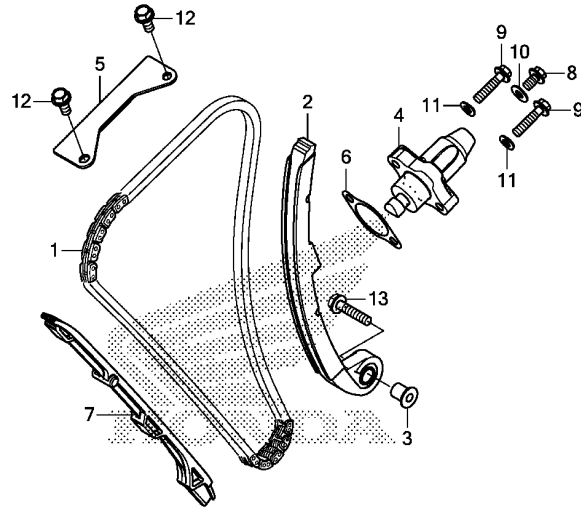
Ref. No.	L.O.N.	(Relative ref. Number) Description	F.R.T.
+ 8		.INCLUDES: Engine removal and installation	
		.INCLUDES: Refacing	
1111N1A		.Replace all exhaust valve add	0.6
1111P0		VALVE :FOR 1 VEHICLE	7.1
		.INCLUDES: Engine removal and installation	
		.INCLUDES: Refacing (1,10,11,12,13)	
9		1111P2 INTAKE VALVE SPRING AND/OR STEM SEAL(ONE)	5.5
		.INCLUDES: Engine removal and installation	
1111P2A		.Replace all intake spring add	0.3
1111P3		EXHAUST VALVE SPRING AND/OR STEM SEAL(ONE)	5.5
		.INCLUDES: Engine removal and installation	
1111P3A		.Replace all exhaust spring add	0.3
1111Q2		VALVE SPRING AND/OR STEM SEAL :FOR 1 VEHICLE	6.2
		.INCLUDES: Engine removal and installation	

Ref. No.	Part No.	Description	Reqd. QTY	Serial No.	Parts catalogue code
			CMX500A H		
14)	14915-KT7-013	SHIM, TAPPET(1.550)	8		
	14916-KT7-013	SHIM, TAPPET(1.575)	8		
	14917-KT7-013	SHIM, TAPPET(1.600)	8		
	14918-KT7-013	SHIM, TAPPET(1.625)	8		
	14919-KT7-013	SHIM, TAPPET(1.650)	8		
	14920-KT7-013	SHIM, TAPPET(1.675)	8		
	14921-KT7-013	SHIM, TAPPET(1.700)	8		
	14922-KT7-013	SHIM, TAPPET(1.725)	8		
	14923-KT7-013	SHIM, TAPPET(1.750)	8		
	14924-KT7-013	SHIM, TAPPET(1.775)	8		
	14925-KT7-013	SHIM, TAPPET(1.800)	8		
	14926-KT7-013	SHIM, TAPPET(1.825)	8		
	14927-KT7-013	SHIM, TAPPET(1.850)	8		
	14928-KT7-013	SHIM, TAPPET(1.875)	8		
	14929-KT7-013	SHIM, TAPPET(1.900)	8		
	14930-KT7-013	SHIM, TAPPET(1.925)	8		
	14931-KT7-013	SHIM, TAPPET(1.950)	8		
	14932-KT7-013	SHIM, TAPPET(1.975)	8		
	14933-KT7-013	SHIM, TAPPET(2.000)	8		
	14934-KT7-013	SHIM, TAPPET(2.025)	8		
	14935-KT7-013	SHIM, TAPPET(2.050)	8		
	14936-KT7-013	SHIM, TAPPET(2.075)	8		
	14937-KT7-013	SHIM, TAPPET(2.100)	8		
	14938-KT7-013	SHIM, TAPPET(2.125)	8		
	14939-KT7-013	SHIM, TAPPET(2.150)	8		
	14940-KT7-013	SHIM, TAPPET(2.175)	8		
	14941-KT7-013	SHIM, TAPPET(2.200)	8		
	14942-KT7-013	SHIM, TAPPET(2.225)	8		
	14943-KT7-013	SHIM, TAPPET(2.250)	8		



Ref. No.	Part No.	Description	Reqd. QTY		Serial No.	Parts catalogue code
			CMX500A	H		
14)	14944-KT7-013	SHIM, TAPPET (2.275)	8			
	14945-KT7-013	SHIM, TAPPET (2.300)	8			
	14946-KT7-013	SHIM, TAPPET (2.325)	8			
	14947-KT7-013	SHIM, TAPPET (2.350)	8			
	14948-KT7-013	SHIM, TAPPET (2.375)	8			
	14949-KT7-013	SHIM, TAPPET (2.400)	8			
	14950-KT7-013	SHIM, TAPPET (2.425)	8			
	14951-KT7-013	SHIM, TAPPET (2.450)	8			
	14952-KT7-013	SHIM, TAPPET (2.475)	8			
	14953-KT7-013	SHIM, TAPPET (2.500)	8			
	14954-KT7-013	SHIM, TAPPET (2.525)	8			
	14955-KT7-013	SHIM, TAPPET (2.550)	8			
	14956-KT7-013	SHIM, TAPPET (2.575)	8			
	14957-KT7-013	SHIM, TAPPET (2.600)	8			
	14958-KT7-013	SHIM, TAPPET (2.625)	8			
	14959-KT7-013	SHIM, TAPPET (2.650)	8			
	14960-KT7-013	SHIM, TAPPET (2.675)	8			
	14961-KT7-013	SHIM, TAPPET (2.700)	8			
	14962-KT7-013	SHIM, TAPPET (2.725)	8			
	14963-KT7-013	SHIM, TAPPET (2.750)	8			
	14964-KT7-013	SHIM, TAPPET (2.775)	8			
	14965-KT7-013	SHIM, TAPPET (2.800)	8			
	14966-KT7-013	SHIM, TAPPET (2.825)	8			
	14967-KT7-013	SHIM, TAPPET (2.850)	8			
	14968-KT7-013	SHIM, TAPPET (2.875)	8			
	14969-KT7-013	SHIM, TAPPET (2.900)	8			





MKG3E0400

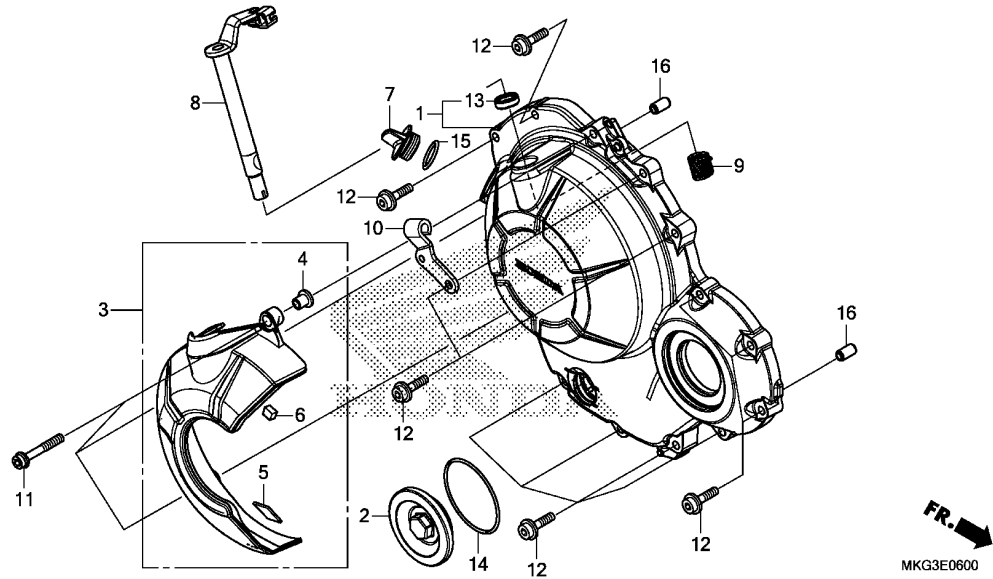
Ref. No.	L.O.N.	(Relative ref. Number) Description	F.R.T.
1	110140	CHAIN, CAMINCLUDES: Engine removal and installation	5.8
2	111130	TENSIONER, CAM CHAININCLUDES: Engine removal and installation	5.8
4	111133	LIFTER, TENSIONER (6)	0.2
5	111169	GUIDE B, CAM CHAIN	1.1
7	111139	GUIDE, CAM CHAININCLUDES: Engine removal and installation	5.3

Ref. No.	Part No.	Description	Reqd. QTY CMX500A H	Serial No.	Parts catalogue code
1	14401-MGZ-J01	CHAIN, CAM(130L)(DAIDO) (SCH-0409 SV)	1		
2	14510-MGZ-J01	TENSIONER COMP., CAM CHAIN (NOK)	1		
3	14517-MGZ-J00	COLLAR, TENSIONER	1		
4	14520-MGZ-J01	LIFTER ASSY., TENSIONER(NHK)	1		
5	14546-KYJ-900	GUIDE B, CAM CHAIN	1		
6	14560-MGZ-J01	GASKET, TENSIONER HOLE	1		
7	14611-MGZ-J00	GUIDE A, CAM CHAIN	1		
8	90004-GHB-600	BOLT, FLANGE, 6X10(NSHF)	1		
9	90004-GHB-670	BOLT, FLANGE, 6X25(NSHF)	2		
10	90442-397-000	WASHER, SEALING, 6MM	1		
11	90463-MEE-000	WASHER, SEALING, 6MM	2		
12	95701-06014-00	BOLT, FLANGE, 6X14	2		
13	95801-06028-00	BOLT, FLANGE, 6X28	1		



E-6

RIGHT CRANKCASE COVER

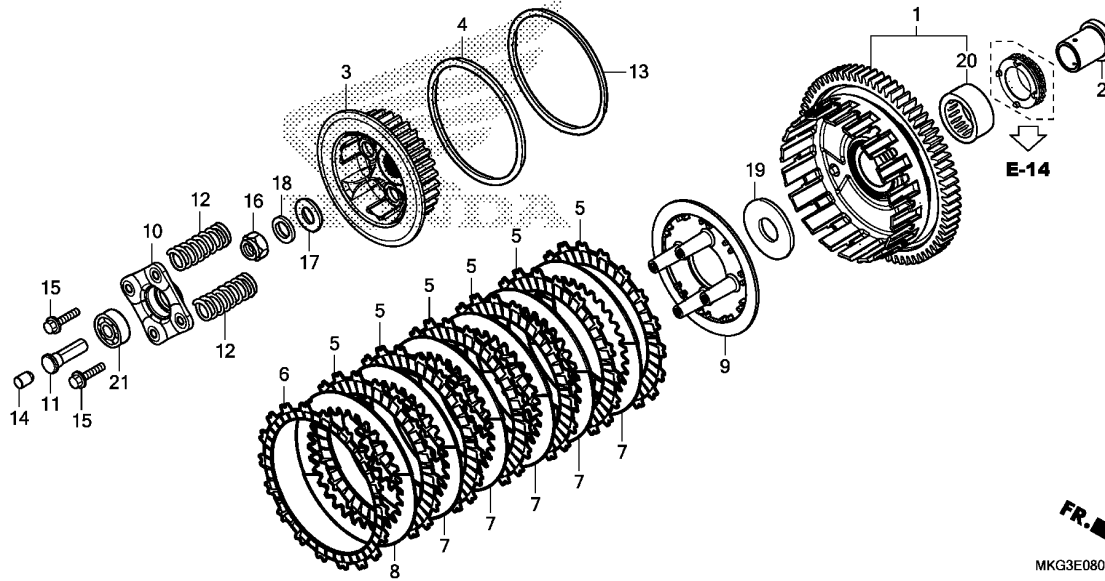


Ref. No.	L.O.N.	(Relative ref. Number) Description	F.R.T.
1	110159	COVER, CRANKCASE :RIGHT	0.5
3	1101N0	COVER, CRANKCASE OUTER :RIGHT	0.1
8	2121A7	LEVER, CLUTCH	0.4

Ref. No.	Part No.	Description	Reqd. QTY CMX500A H	Serial No.	Parts catalogue code
1	11330-MJW-J80	COVER COMP., R. CRANKCASE ...	1		
2	11332-MGZ-J00	CAP, 45MM	1		
3	11380-MKG-A00	COVER COMP., R. ENGINE SIDE ..	1		
4	11382-MKG-A00	COLLAR, 6.5X10.5	3		
5	11387-MKG-A00	RUBBER A, R. COVER	1		
6	11391-MKG-A00	RUBBER B, R. COVER	1		
7	15611-KA4-710	CAP, OIL FILLER	1		
8	22810-MGZ-J00	LEVER COMP., CLUTCH	1		
9	22815-413-000	SPRING, CLUTCH LEVER	1		
10	22821-MGZ-J00	RECEIVER, CLUTCH CABLE	1		
11	90002-MJE-D00	BOLT, FLANGE SOCKET, 6X40 ...	3		
12	90003-MGZ-J00	BOLT, FLANGE SOCKET, 6X28 ...	11		
13	91204-KK0-003	OIL SEAL, 12X18X5(ARAI)	1		
14	91301-ML7-003	O-RING, 48.1X3.6(ARAI)	1		
15	91307-035-000	O-RING, 18X3	1		
16	94301-08140	DOWEL PIN, 8X14	2		



CLUTCH



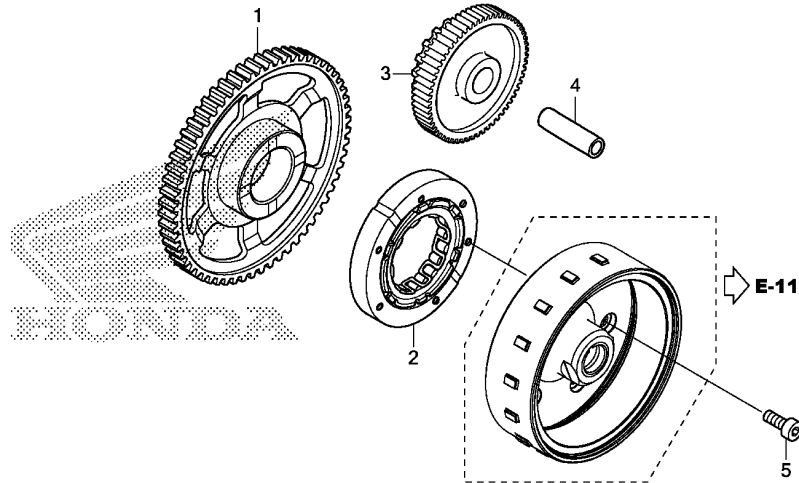
Ref. No.	L.O.N.	(Relative ref. Number) Description	F.R.T.
1	2121A0	OUTER, CLUTCH	0.7
3	212112	CENTER, CLUTCH	0.7
5	2121A1	(4,6,7,8,13) DISK, CLUTCH FRICTION	0.7
.NOTE: Same time for two units or more			
9	2121A3	PLATE, CLUTCH PRESSURE	0.7
10	2121A4	PLATE, CLUTCH LIFTER	0.5
11	2121B6	ROD, CLUTCH LIFTER	0.4
12	212107	SPRING, CLUTCH	0.5
.NOTE: Same time for two units or more			
21	2121B4	BEARING, CLUTCH LIFTER	0.4

FR. →
MKG3E0800

Ref. No.	Part No.	Description	Reqd. QTY CMX500A H	Serial No.	Parts catalogue code
1	22100-MGZ-J01	OUTER COMP., CLUTCH(69T)	1		
2	22116-MGZ-J00	GUIDE, CLUTCH OUTER	1		
3	22120-MGZ-J01	CENTER, CLUTCH	1		
4	22125-KZZ-901	SEAT, JUDDER SPRING	1		
5	22201-MGZ-J01	DISK, CLUTCH FRICTION	6		
6	22202-KZZ-901	DISK B, CLUTCH FRICTION	1		
7	22321-MGZ-J01	PLATE, CLUTCH	5		
8	22322-MGZ-J01	PLATE B, CLUTCH	1		
9	22350-MGZ-J01	PLATE, CLUTCH PRESSURE	1		
10	22361-MGZ-J00	PLATE, CLUTCH LIFTER	1		
11	22366-MGZ-J00	ROD, CLUTCH CENTER	1		
12	22401-MM9-000	SPRING, CLUTCH	4		
13	22402-KZZ-902	SPRING, JUDDER	1		
14	22847-MFF-D00	ROD, CLUTCH LIFTER	1		
15	90007-MR1-000	BOLT, FLANGE SPECIAL, 6X30 ..	4		
16	90236-MGZ-J00	NUT, LOCK, 18MM	1		
17	90401-MZ8-B40	WASHER, 18MM	1		
18	90432-428-000	WASHER, LOCK	1		
19	90452-MGZ-J01	WASHER, THRUST, 22MM	1		
20	91021-MGZ-J01	BEARING, NEEDLE, 28X35X16(NTN)	1		
21	96100-60010-00	BEARING, RADIAL BALL, 6001 ..	1		

E-9

STARTING CLUTCH

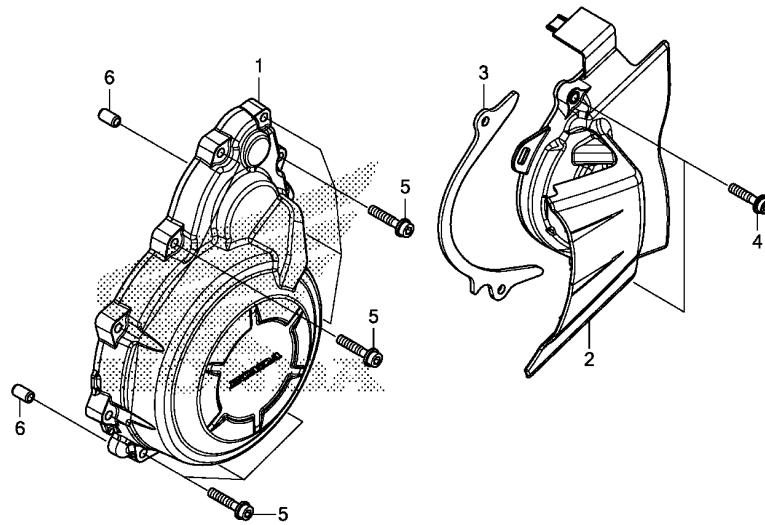


MKG3E0900

Ref. No.	L.O.N.	(Relative ref. Number) Description	F.R.T.
1	612120	GEAR, STARTER DRIVEN	0.8
2	612131	OUTER, STARTING CLUTCH	0.9
3	612125	GEAR, STARTER REDUCTION	0.6

Ref. No.	Part No.	Description	Reqd. QTY CMX500A H	Serial No.	Parts catalogue code
1	28110-MGZ-J00	GEAR, STARTER DRIVEN(77T) ...	1		
2	28125-MGZ-J01	OUTER COMP., STARTING CLUTCH	1		
3	28130-MGZ-J00	GEAR, STARTER REDUCTION (21T/76T)	1		
4	28132-MK5-000	SHAFT C, IDLE GEAR	1		
5	90017-MGZ-J00	BOLT, SOCKET, 8MM	6		





MKG3E1000

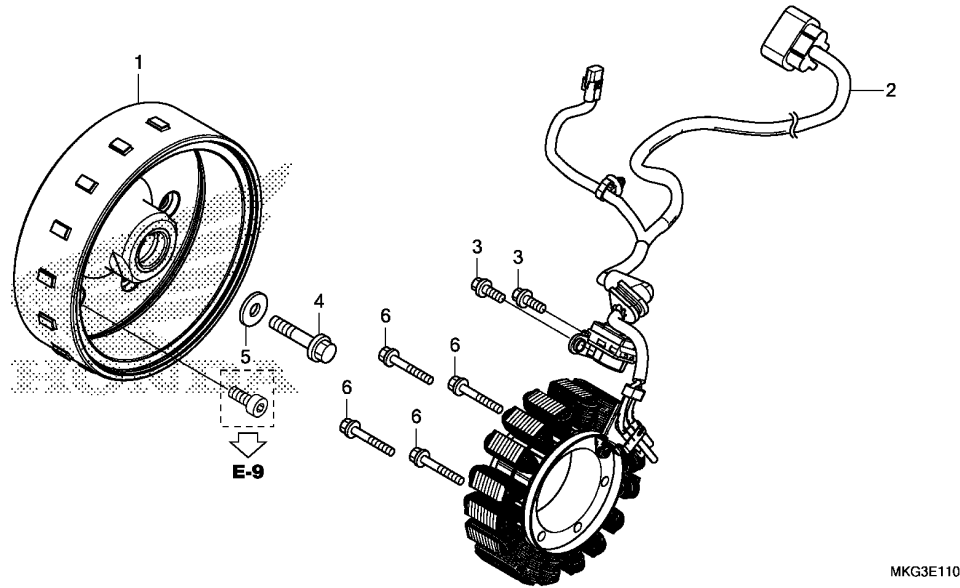
Ref. No.	L.O.N.	(Relative ref. Number) Description	F.R.T.
1	1101B1	COVER, ALTERNATOR	0.7
2	1101B0	COVER, CRANKCASE :LEFT REAR ..	0.1

Ref. No.	Part No.	Description	Reqd. QTY CMX500A H	Serial No.	Parts catalogue code
1	11321-MJW-J80	COVER, A.C. GENERATOR	1		
2	11350-MGZ-J00	COVER COMP., L. RR.	1		
3	11355-MGZ-J00	PLATE, DRIVE CHAIN GUIDE	1		
4	90002-MGZ-J00	BOLT, FLANGE SOCKET, 6X25 ...	2		
5	90003-MGZ-J00	BOLT, FLANGE SOCKET, 6X28 ...	11		
6	94301-08140	DOWEL PIN, 8X14	2		



E-11

GENERATOR



Ref. No.	L.O.N.	(Relative ref. Number) Description	F.R.T.
1	613105	ROTOR OR FLYWHEEL	0.9
2	6131A3	STATOR	0.9

←FR.

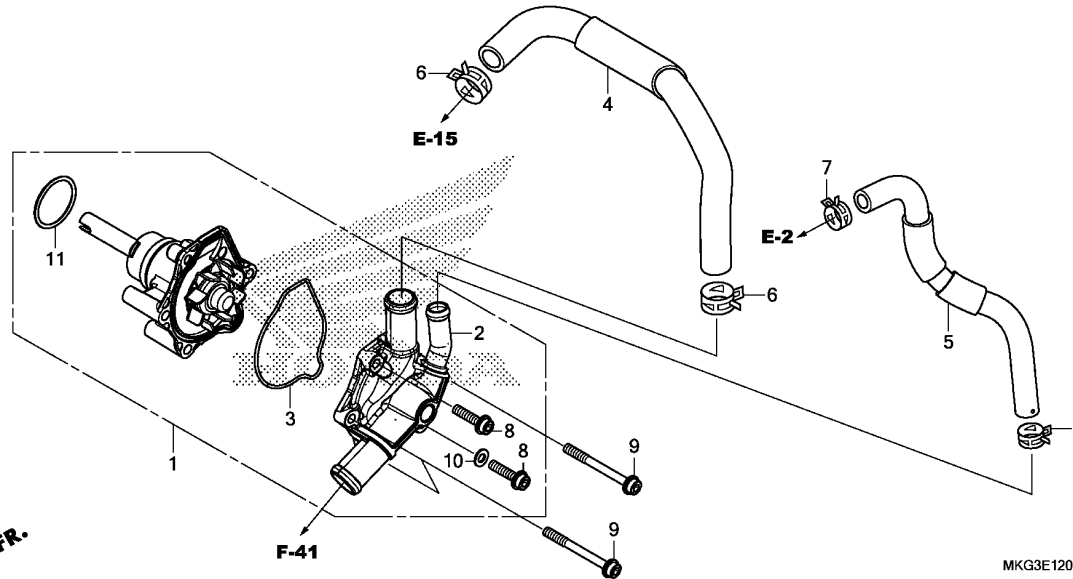
MKG3E1100

Ref. No.	Part No.	Description	Reqd. QTY CMX500A H	Serial No.	Parts catalogue code
1	31110-MGZ-J01	FLYWHEEL COMP.(MITSUBA)	1		
2	31120-MKG-A01	STATOR COMP.(MITSUBA)	1		
3	90004-GHB-630	BOLT, FLANGE, 6X16(NSHF)	2		
4	90023-KYJ-900	BOLT, FLANGE, 12X50	1		
5	90401-KCY-670	WASHER, 12.5X30X5	1		
6	96001-06040-00	BOLT, FLANGE, 6X40	4		

2

E-12

WATER PUMP



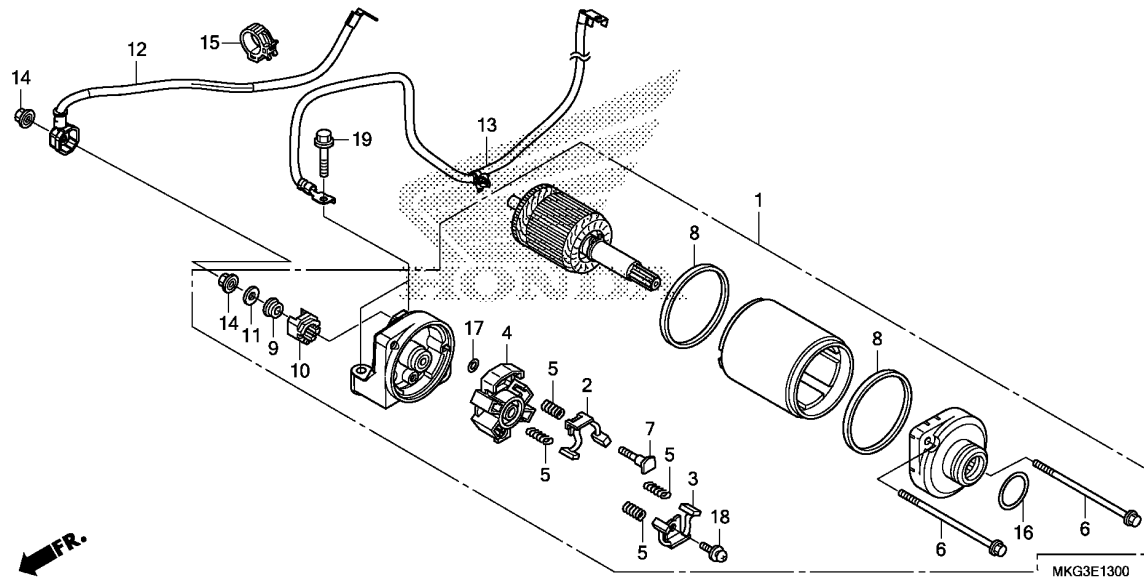
Ref. No.	L.O.N.	(Relative ref. Number) Description	F.R.T.
1	114103	PUMP ASSY., WATER	0.6
2	1141B0	COVER, WATER PUMP	0.6
3	1141B1	GASKET, WATER PUMP COVER	0.6
4	114130	HOSE A, WATER	0.5
5	1141B4	HOSE, WATER BYPASS	0.5
11	1141E1	O-RING, WATER PUMP	0.6

Ref. No.	Part No.	Description	Reqd. QTY CMX500A H	Serial No.	Parts catalogue code
1	19200-MGZ-305	PUMP COMP., WATER	1		
2	19220-MGZ-J00	COVER COMP., WATER PUMP	1		
3	19226-MGZ-J00	GASKET, WATER PUMP BODY	1		
4	19525-MGZ-J00	HOSE A, WATER	1		
5	19526-MGZ-J00	HOSE, WATER BYPASS	1		
6	19531-MJW-J00	CLIP, WATER HOSE(D27)	2		
7	19535-MJW-J00	CLIP, WATER HOSE(D21)	2		
8	90002-MGZ-J00	BOLT, FLANGE SOCKET, 6X25	2		
9	90004-MGZ-J00	BOLT, FLANGE SOCKET, 6X60	3		
10	90463-ML7-000	WASHER, SEALING, 6.5MM	1		
11	91302-MB0-013	O-RING, 32.95X2.62(ARAI)	1		



E-13

STARTER MOTOR



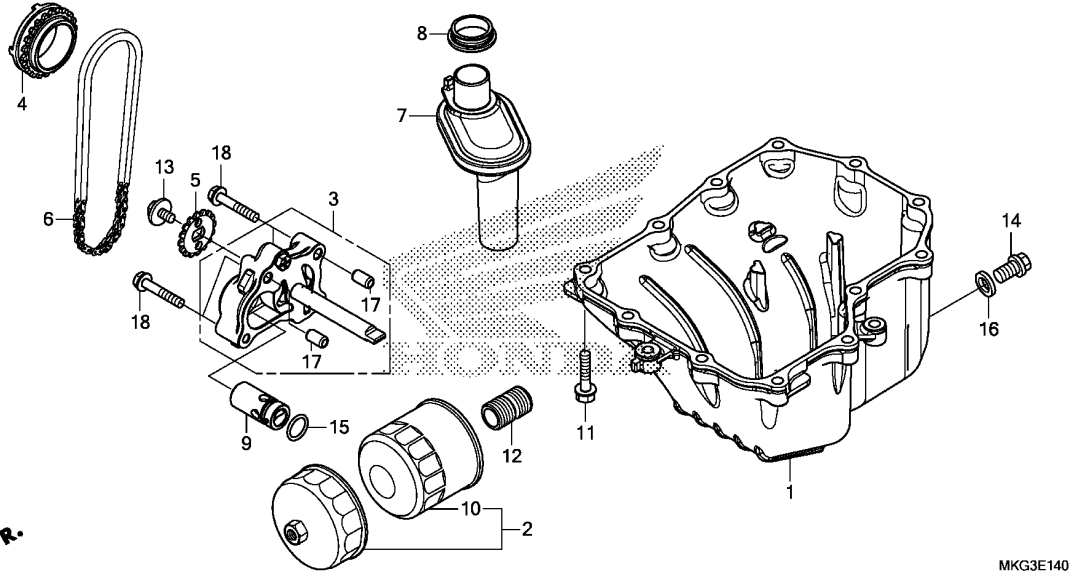
Ref. No.	L.O.N.	(Relative ref. Number) Description	F.R.T.
1		(16)	
1	612105	MOTOR, STARTING	1.7
2	6121A4	TERMINAL, BRUSH(STARTER)	1.8
.NOTE: Same time for two units			
12	612115	CABLE, STARTER MOTOR	1.4
13	610110	CABLE, NEGATIVE BATTERY	1.4

Ref. No.	Part No.	Description	Reqd. QTY CMX500A H	Serial No.	Parts catalogue code
1	31200-MGZ-J01	MOTOR ASSY., STARTER(MITSUBA)	1		
2	31201-MEW-921	BRUSH SET A, CARBON	1		
3	31202-MEW-921	BRUSH SET B, CARBON	1		
4	31203-MEW-921	HOLDER, BRUSH	1		
5	31204-MEW-921	SPRING, CARBON BRUSH	4		
6	31205-HP5-601	BOLT, SETTING	2		
7	31206-MEW-921	BOLT, TERMINAL	1		
8	31207-HP5-601	RING	2		
9	31208-MEW-921	INSULATOR	1		
10	31209-MEW-921	STOPPER, TERMINAL	1		
11	31210-MEW-921	WASHER	1		
12	32410-MKG-A00	CABLE, STARTER MOTOR	1		
13	32601-MKG-A00	CABLE, BATTERY EARTH	1		
14	90071-MB0-000	NUT-WASHER, 6MM	2		
15	90690-GHB-651	CLIP, CABLE, 15MM	1		
16	91309-425-003	O-RING, 24.4X3.1(ARAI)	1		
17	91320-MB0-000	O-RING, 4X2	1		
18	93892-05012-08	SCREW-WASHER, 5X12	1		
19	95801-06028-00	BOLT, FLANGE, 6X28	2		



E-14

OIL PAN/OIL PUMP

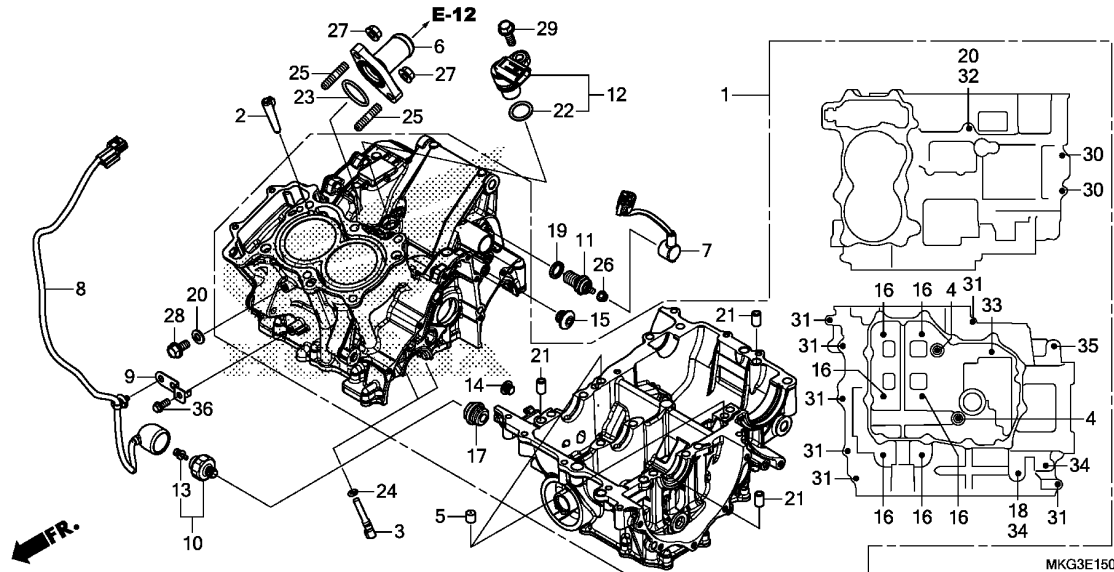


Ref. No.	L.O.N.	(Relative ref. Number) Description	F.R.T.
1	113145	OIL PAN AND/OR GASKET	1.0
3	113105	PUMP ASSY., OIL	0.7
4	1131A2	SPROCKET, OIL PUMP DRIVE	0.7
5	113111	SPROCKET, OIL PUMP DRIVEN	0.5
6	113122	CHAIN, OIL PUMP DRIVE	0.7
7		(8)	
	1131B6	STRAINER, OIL	1.0
9	113126	VALVE, RELIEF	0.7
10		(2)	
	113180	CARTRIDGE, OIL FILTER	0.2

Ref. No.	Part No.	Description	Reqd. QTY CMX500A H	Serial No.	Parts catalogue code
1	11210-MJW-J00	PAN, OIL	1		
2	15010-MCE-H51	FILTER SET, OIL	(1)		
3	15100-MGZ-J00	PUMP ASSY., OIL	1		
4	15131-MGZ-J01	SPROCKET, OIL PUMP DRIVE(22T)	1		
5	15134-MGZ-J00	SPROCKET, OIL PUMP DRIVEN(16T)	1		
6	15140-MAT-003	CHAIN, OIL PUMP(DID 25H-56LE)	1		
7	15150-MGZ-J00	STRAINER COMP., OIL	1		
8	15154-MAT-000	PACKING, OIL STRAINER	1		
9	15220-MGZ-J00	VALVE ASSY., RELIEF	1		
10	15410-MFJ-D01	CARTRIDGE, OIL FILTER (TOYO ROKI)	1		
11	90010-MGZ-J00	BOLT, FLANGE, 6X28	12		
12	90019-MGZ-J00	BOSS, OIL FILTER	1		
13	90021-MGZ-J00	BOLT-WASHER, 6X12	1		
14	90131-883-000	BOLT, DRAIN PLUG, 12X15	1		
15	91313-MB0-003	O-RING, 14.7X2.2(ARAI)	1		
16	94109-12000	WASHER, DRAIN PLUG, 12MM	1		
17	94301-08140	DOWEL PIN, 8X14	2		
18	95701-06035-00	BOLT, FLANGE, 6X35	4		

E-15

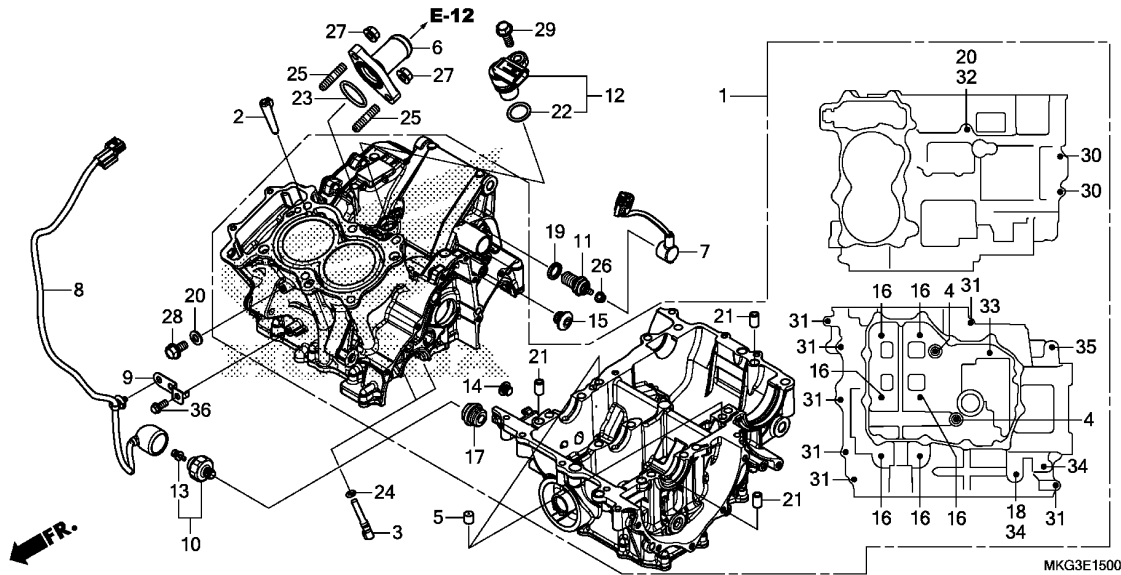
CRANKCASE



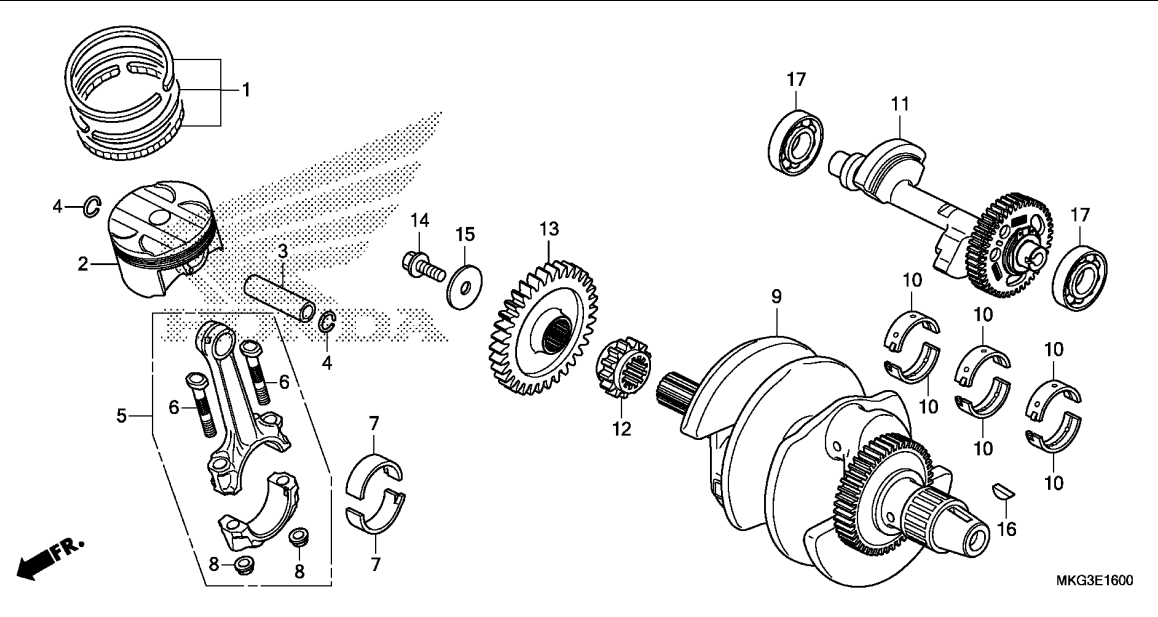
Ref. No.	L.O.N.	(Relative ref. Number) Description	F.R.T.
1	110105	CRANKCASE SETINCLUDES: Engine removal and installation (23)	8.7
6	114150	JOINT, WATER	0.3
7	6111D6	SUB CORD, NEUTRAL SWITCH	0.2
8	6111U7	SUB HARNESS, OIL PRESSURE	0.6
10	615160	SWITCH, OIL PRESSURE	0.3
11	6151B8	SWITCH, NEUTRAL	0.2
12	617198	SENSOR, SPEEDOMETER	1.5

Ref. No.	Part No.	Description	Reqd. QTY	Serial No.	Parts catalogue code
			CMX500A H		
1	11000-MKG-D50	CRANKCASE SET	1	----- E,ED	
	11000-MGZ-J01	1	----- IN,U	
2	11103-MGZ-J00	PIN, PARTITION	1		
3	11140-MGZ-J00	JET COMP., OIL	2		
4	12207-KYJ-900	BOLT, SEALING, 12MM	2		
5	15515-MGZ-J00	ORIFICE A, 1.0MM	2		
6	19060-MGZ-J00	JOINT, WATER	1		
7	32101-MKG-A00	SUB CORD, NEUTRAL	1		
8	32102-MKG-A00	SUB HARNESS, OIL PRESSURE	1		
9	32157-MGZ-J00	STAY, HARNESS CLIP	1		
10	35500-MEH-661	SWITCH ASSY., OIL PRESSURE (DENSO)	1		
11	35600-MK4-860	SWITCH ASSY., NEUTRAL	1		
12	37700-MJE-D01	SENSOR ASSY., SPEED(TDK-EPC)	1		
13	90002-PA6-003	BOLT-WASHER, 4X8(DENSO)	1		
14	90005-MAZ-000	BOLT, SOCKET, 10MM	1		
15	90009-MGZ-J00	BOLT, SOCKET, 10MM	1		
16	90015-MGZ-J01	BOLT, UBS, 8X105	6		
17	90048-MY5-600	BOLT, SEALING, 18MM	1		
18	90442-O28-000	WASHER, SEALING, 8MM	1		
19	90443-MJ6-000	WASHER, NEUTRAL	1		
20	90463-ML7-000	WASHER, SEALING, 6.5MM	2		
21	90701-MV9-670	DOWEL PIN, 10X16	3		
22	91303-KF0-003	O-RING, 14.8X2.4(ARAI)	1		
23	91304-MCP-900	O-RING, 23X2.4	1		





Ref. No.	Part No.	Description	Reqd. QTY		Serial No.	Parts catalogue code
			CMX500A	H		
24	91305-MCJ-751	O-RING, 3.2X1.1	2			
25	92900-06016-0E	BOLT, STUD, 6X16	2			
26	94050-04000	NUT, FLANGE, 4MM	1			
27	94050-06000	NUT, FLANGE, 6MM	2			
28	95701-06012-00	BOLT, FLANGE, 6X12	1			
29	95701-06018-00	BOLT, FLANGE, 6X18	1			
30	95701-06035-00	BOLT, FLANGE, 6X35	2			
31	95701-06040-08	BOLT, FLANGE, 6X40	7			
32	95701-06095-00	BOLT, FLANGE, 6X95	1			
33	95701-08055-00	BOLT, FLANGE, 8X55	1			
34	95701-08075-00	BOLT, FLANGE, 8X75	2			
35	95701-10075-00	BOLT, FLANGE, 10X75	1			
36	96001-06014-07	BOLT, FLANGE, 6X14	1			



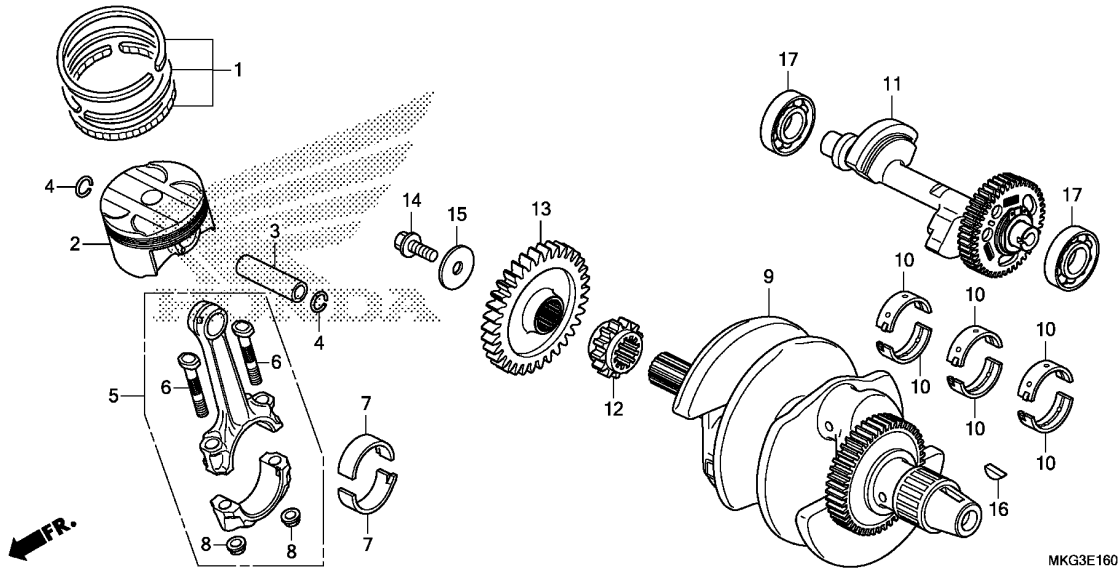
Ref. No.	L.O.N.	(Relative ref. Number) Description	F.R.T.
2	1111T9	(1,3,4,5,7) PISTON AND/OR RING SET AND/OR BEARING AND/OR ROD	7.7
		.INCLUDES: Engine removal and installation .INCLUDES: Inspection/Measurement/Cleaning	
	1111X9	PISTON AND/OR RING SET AND/OR BEARING AND/OR ROD :FOR 1 VEHICLE	8.2
		.INCLUDES: Engine removal and installation .INCLUDES: Inspection/Measurement/Cleaning	
9	1101B5	CRANKSHAFT	8.3
		.INCLUDES: Engine removal and installation	
10	110125	BEARING, CRANKSHAFT	7.9
		.INCLUDES: Engine removal and installation .NOTE: Same time for two units or more	
11	110185	SHAFT, BALANCER	7.4
		.INCLUDES: Engine removal and installation	

Ref. No.	Part No.	Description	Reqd. QTY CMX500A H	Serial No.	Parts catalogue code
1	13011-MEE-305	RING SET, PISTON(STD.)	2		
	13021-MEE-305	RING SET, PISTON(0.25)	(2)	----- IN,U	
2	13101-MGZ-D00	PISTON(STD.)	2		
	13102-MGZ-305	PISTON(0.25)	(2)	----- IN,U	
3	13111-MFG-D00	PIN, PISTON	2		
4	13115-MGZ-J00	CLIP, PISTON PIN, 16MM	4		
5	13210-MGZ-D00	ROD ASSY., CONNECTING	2		
6	13213-ML7-020	BOLT, CONNECTING ROD	4		
7	13214-MGZ-J01	BEARING A, CONNECTING ROD	4		
	13215-MGZ-J01	BEARING B, CONNECTING ROD (BLUE)	4		
	13216-MGZ-J01	BEARING C, CONNECTING ROD (BLACK)	4		
	13217-MGZ-J01	BEARING D, CONNECTING ROD (BROWN)	4		
	13218-MGZ-J01	BEARING E, CONNECTING ROD (GREEN)	4		
		(YELLOW)	4		
8	13215-ML7-000	NUT, CONNECTING ROD	4		
9	13300-MGZ-D01	CRANKSHAFT COMP.	1		
10	13313-MW0-003	BEARING A, CRANKSHAFT(BLACK)	6		
	13314-MW0-003	BEARING B, CRANKSHAFT(BROWN)	6		
	13315-MW0-003	BEARING C, CRANKSHAFT(GREEN)	6		
	13316-MW0-003	BEARING D, CRANKSHAFT(YELLOW)	6		
	13317-MW0-003	BEARING E, CRANKSHAFT(PINK)	6		
11	13420-MKG-A00	SHAFT COMP., BALANCER(40T)	1		
12	14311-MGZ-J00	SPROCKET, TIMING(17T)	1		



E-16

CRANK SHAFT/PISTON



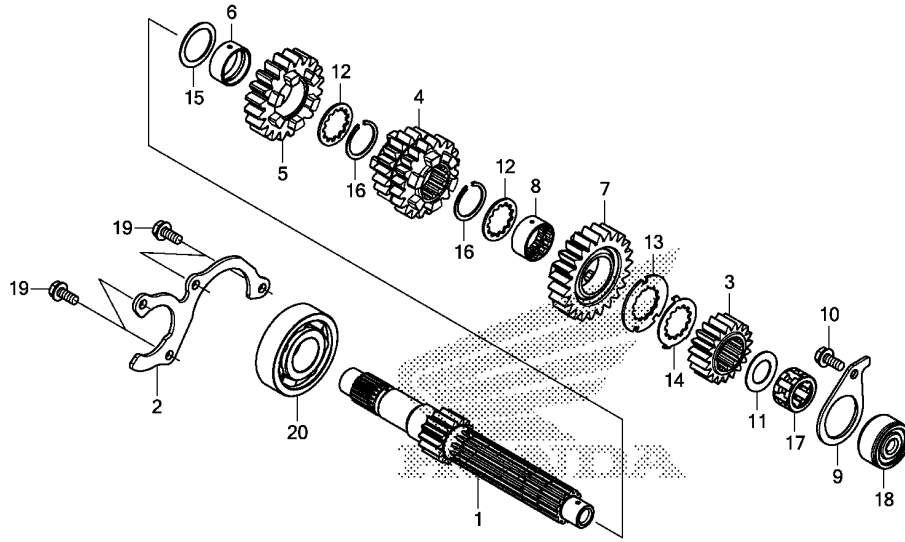
Ref. No.	L.O.N.	(Relative ref. Number) Description	F.R.T.
12	1101C8	SPROCKET, TIMINGINCLUDES: Engine removal and installation	5.8
13	211105	GEAR, PRIMARY DRIVE	0.6
17	1101G3	BEARING, BALANCER SHAFT :LEFT .INCLUDES: Engine removal and installation	7.6
	1101G4	BEARING, BALANCER SHAFT :RIGHT .INCLUDES: Engine removal and installation	7.4
	1101G5	BEARING, BALANCER SHAFT :BOTH .INCLUDES: Engine removal and installation	7.6

Ref. No.	Part No.	Description	Reqd. QTY CMX500A H	Serial No.	Parts catalogue code
13	23113-MKG-A00	GEAR, PRIMARY DRIVE(34T)	1		
14	90013-MGZ-J00	BOLT, SPECIAL, 10X25	1		
15	90405-MGZ-J00	WASHER, 10.5X40	1		
16	90742-KYJ-900	KEY, WOODRUFF, 25X18	1		
17	91001-MGZ-J00	BEARING, SPECIAL RADIAL BALL, 6204	2		



E-17-10

TRANSMISSION(MAINSHAFT)

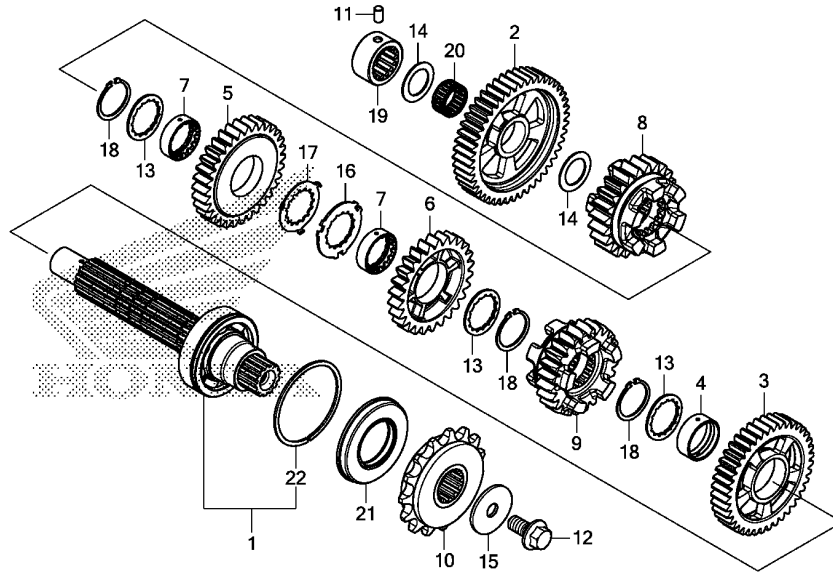


MKG3E1710

Ref. No.	L.O.N.	(Relative ref. Number) Description	F.R.T.
1		(3,4,5,7)	
210141		MAINSHAFT, TRANSMISSION ----- .INCLUDES: Engine removal and installation	7.4
210141A		.Replace countershaft add ----	0.2
18		(17)	
2101C2		BEARING, MAINSHAFT :LEFT ----- .INCLUDES: Engine removal and installation	7.8
20		2101C5 BEARING, MAINSHAFT :RIGHT ---- .INCLUDES: Engine removal and installation	7.2
2101C6		BEARING, MAINSHAFT :BOTH ----- .INCLUDES: Engine removal and installation	7.8
2101D4		BEARING, MAINSHAFT AND COUNTERSHAFT :ALL ----- .INCLUDES: Engine removal and installation	7.8

Ref. No.	Part No.	Description	Reqd. QTY	Serial No.	Parts catalogue code
			CMX500A H		
1	23211-MGZ-J00	MAINSHAFT(14T) -----	1		
2	23212-MGZ-J00	PLATE, BEARING SETTING -----	1		
3	23431-MGZ-J01	GEAR, MAINSHAFT SECOND(19T) -	1		
4	23451-MGZ-J00	GEAR, MAINSHAFT THIRD & FOURTH (20T/20T)	1		
5	23491-MGZ-J00	GEAR, MAINSHAFT FIFTH(20T) --	1		
6	23492-MGZ-J00	COLLAR, 25X28X12 -----	1		
7	23511-MGZ-J00	GEAR, MAINSHAFT SIXTH(23T) --	1		
8	23512-MV9-670	COLLAR, SPLINE, 25X28X13 ----	1		
9	23531-MGZ-J00	PLATE, BEARING SETTING -----	1		
10	90005-MGZ-J00	BOLT, FLANGE, 6X14 -----	1		
11	90403-KE7-000	WASHER, THRUST, 17.2MM -----	1		
12	90451-KY2-000	WASHER, SPLINE, 25X31X1.5 ---	2		
13	90454-KYJ-900	WASHER, SPLINE, 25X42X1.6 ---	1		
14	90455-KYJ-900	WASHER, LOCK, 25MM -----	1		
15	90456-MA6-000	WASHER, THRUST, 25MM -----	1		
16	90601-107-000	CIRCLIP, 25MM -----	2		
17	91022-MN4-003	BEARING, NEEDLE, 17X27X14.8 (TOYO)	1		
18	91023-MN4-003	OUTER, NEEDLE BEARING -----	1		
19	95701-06014-00	BOLT, FLANGE, 6X14 -----	4		
20	96100-63050-00	BEARING, RADIAL BALL, 6305 --	1		



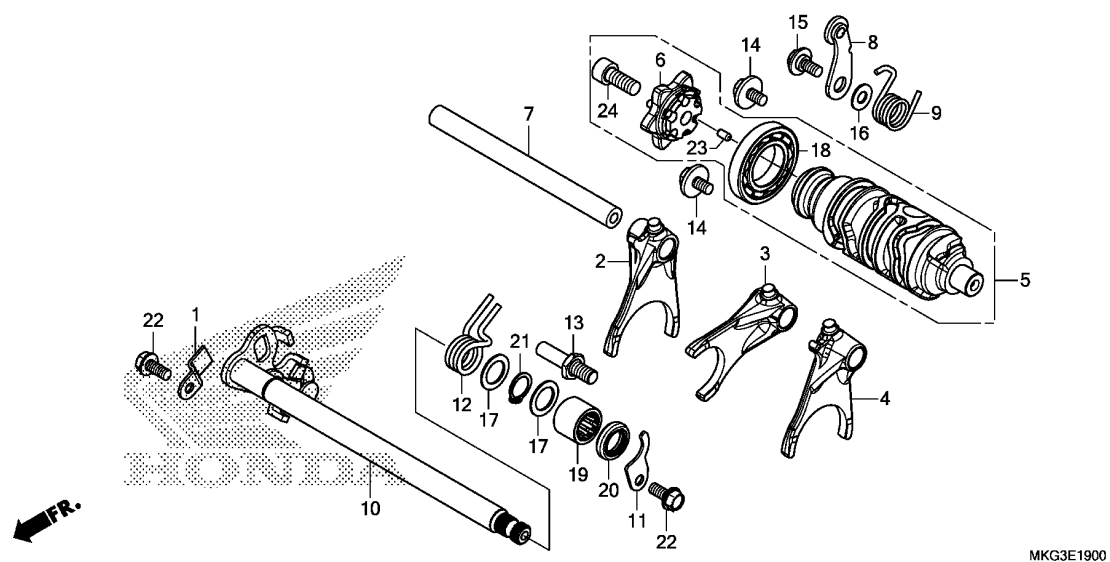


Ref. No.	L.O.N.	(Relative ref. Number) Description	F.R.T.
1	210142	(2,3,5,6,8,9,20) COUNTERSHAFT, TRANSMISSIONINCLUDES: Engine removal and installation	7.3
	210142A	.Replace mainshaft add	0.3
10	213135	SPROCKET, DRIVE	0.3
19	2101C8	BEARING, COUNTERSHAFT :RIGHT - .INCLUDES: Engine removal and installation	7.1
	2101D4	BEARING, MAINSHAFT AND COUNTERSHAFT :ALL	7.8
21	2101G7	OIL SEAL, COUNTERSHAFT :LEFT - .INCLUDES: Engine removal and installation	7.1

Ref. No.	Part No.	Description	Reqd. QTY CMX500A H	Serial No.	Parts catalogue code
1	23220-MGZ-J01	COUNTERSHAFT COMP.	1		
2	23421-MGZ-J00	GEAR, COUNTERSHAFT FIRST(46T)	1		
3	23441-MGZ-J00	GEAR, COUNTERSHAFT SECOND(40T)	1		
4	23442-ML7-000	COLLAR, 28MM	1		
5	23461-MGZ-J00	GEAR, COUNTERSHAFT THIRTD(32T)	1		
6	23481-MGZ-J00	GEAR, COUNTERSHAFT FOURTH(26T)	1		
7	23482-MV9-670	COLLAR, SPLINE, 28X31X9	2		
8	23501-MGZ-J00	GEAR, COUNTERSHAFT FIFTH(23T)	1		
9	23521-MGZ-J00	GEAR, COUNTERSHAFT SIXTH(24T)	1		
10	23801-MGZ-J01	SPROCKET, DRIVE(15T)	1		
11	24261-283-000	PIN, GEARSHIFT FORK GUIDE ...	1		
12	90037-422-003	BOLT, SPECIAL, 10MM	1		
13	90452-MR7-000	WASHER, SPLINE, 28X34X1.5 ...	3		
14	90454-428-000	WASHER, THRUST, 20MM	2		
15	90459-438-000	WASHER, 10.2MM	1		
16	90463-MR7-000	WASHER, SPLINE, 28MM	1		
17	90464-MR7-000	WASHER, LOCK, 28MM	1		
18	90603-MN4-000	CIRCLIP, 28MM	3		
19	91023-MM4-003	BEARING, NEEDLE, 20X34X16.8 (NTN)	1		
20	91026-MGZ-J00	BEARING, NEEDLE, 20X24X11 ...	1		
21	91207-KT8-003	OIL SEAL, 34X62X8	1		
22	94560-62200	RING, SNAP, 62MM	1		

E-19

GEAR SHIFT DRUM

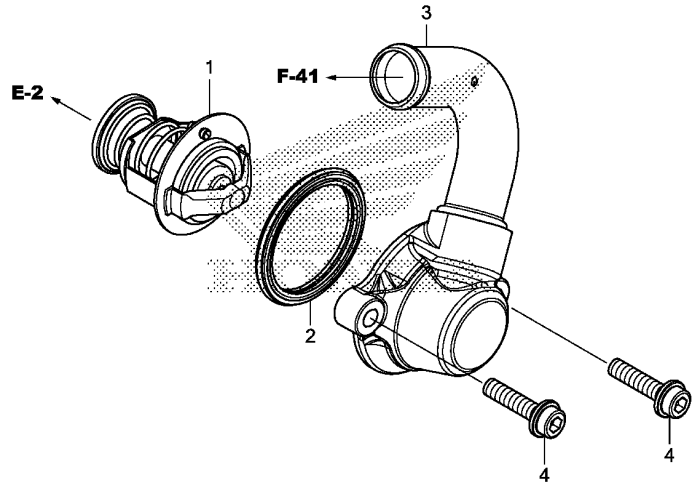


Ref. No.	L.O.N.	(Relative ref. Number) Description	F.R.T.
2	210112	(3,4) FORK, GEARSHIFT	7.2
		.INCLUDES: Engine removal and installation .NOTE: Same time for two units or more	
5	2101A9	DRUM, GEARSHIFT	7.2
		.INCLUDES: Engine removal and installation	
6	2101B2	CENTER, GEARSHIFT DRUM	0.8
8	210125	STOPPER OR SPRING, SHIFT DRUM (9)	0.8
10	210122	SPINDLE, GEARSHIFT	0.8
20	1101F9	OIL SEAL, GEARSHIFT SPINDLE ..	0.8

MKG3E1900

Ref. No.	Part No.	Description	Reqd. QTY CMX500A H	Serial No.	Parts catalogue code
1	14623-MV1-000	PLATE, TENSIONER SETTING	1		
2	24211-MGZ-J00	FORK, R. GEARSHIFT	1		
3	24212-MGZ-J00	FORK, CENTER GEARSHIFT	1		
4	24213-MGZ-J00	FORK, L. GEARSHIFT	1		
5	24310-MKG-A00	DRUM COMP., GEARSHIFT	1		
6	24315-MJE-D00	CENTER COMP., SHIFT DRUM	1		
7	24321-MAS-000	SHAFT, GEARSHIFT FORK	1		
8	24430-MGZ-J00	STOPPER COMP., GEARSHIFT DRUM	1		
9	24435-MJE-D00	SPRING, SHIFT DRUM STOPPER ..	1		
10	24610-MGZ-J00	SPINDLE COMP., GEARSHIFT	1		
11	24612-MAL-600	PLATE, SPINDLE	1		
12	24651-MAS-E00	SPRING, SHIFT RETURN	1		
13	24652-MGZ-J00	PIN, SHIFT RETURN SPRING	1		
14	90021-MGZ-J00	BOLT-WASHER, 6X12	2		
15	90023-MGZ-J00	PIVOT, SHIFT DRUM STOPPER ARM	1		
16	90417-360-000	WASHER, DRUM STOPPER	1		
17	90451-155-000	WASHER, 14MM	2		
18	91007-MGS-D31	BEARING, RADIAL BALL, 25X47X8	1		
19	91106-MCF-003	BEARING, NEEDLE, 14X22X16	1		
20	91203-KSP-911	OIL SEAL, 14X22X5(ARAI)	1		
21	94510-14000	CIRCLIP, EXTERNAL, 14MM	1		
22	95701-06014-00	BOLT, FLANGE, 6X14	2		
23	96220-40080	ROLLER, 4X8	1		
24	96600-08020-10	BOLT, SOCKET, 8X20	1		



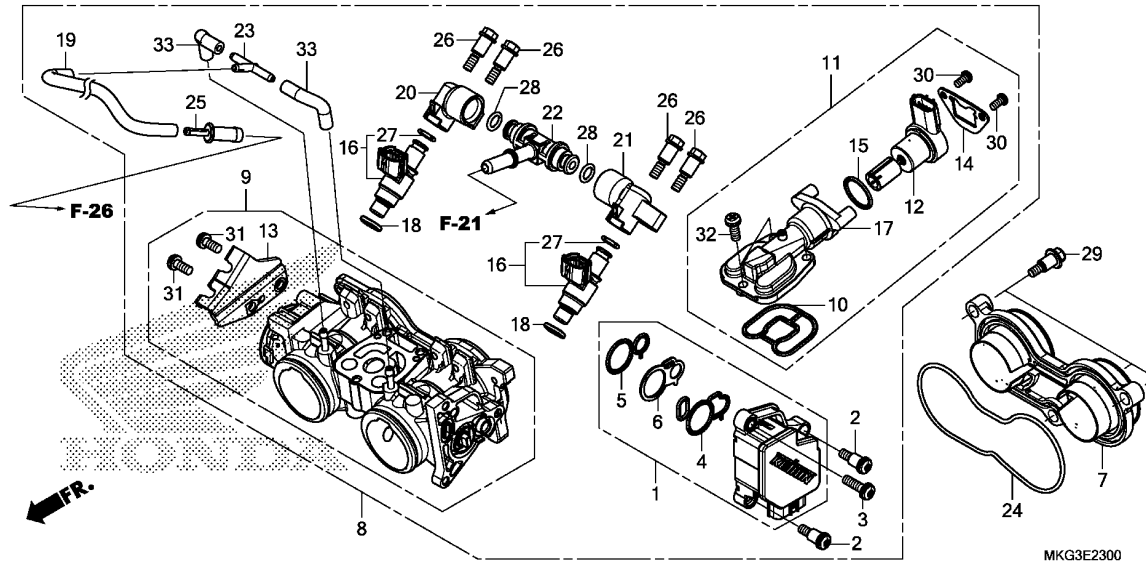


MKG3E2100

Ref. No.	L.O.N.	(Relative ref. Number) Description	F.R.T.
1	114116	(2) THERMOSTAT	0.4
3	1141B3	COVER, THERMOSTAT	0.3

Ref. No.	Part No.	Description	Reqd. QTY CMX500A H	Serial No.	Parts catalogue code
1	19300-MCJ-003	THERMOSTAT	1		
2	19305-MGZ-J01	RUBBER, THERMOSTAT	1		
3	19320-MGZ-J00	COVER COMP., THERMOSTAT	1		
4	90001-MGZ-J00	BOLT, FLANGE SOCKET, 6X22 ...	2		

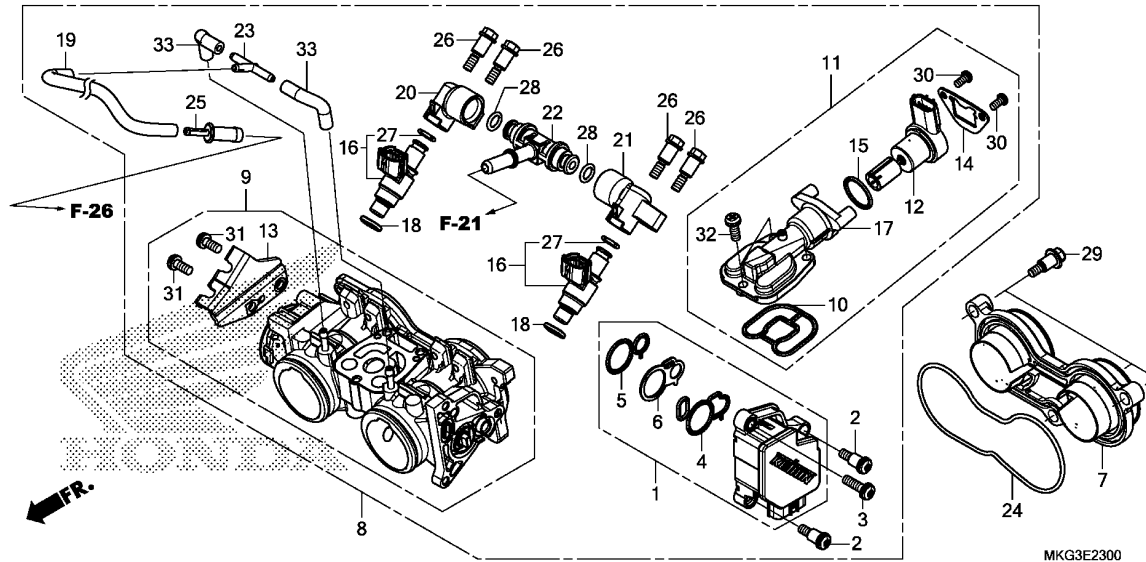
THROTTLE BODY



Ref. No.	L.O.N.	(Relative ref. Number) Description	F.R.T.
1		(4,5,6)	
617115		SENSOR, THROTTLE	0.2
8		(7,24)	
311132		BODY ASSY., THROTTLE	1.4
9		BODY, THROTTLE	1.5
11		(10)	
3111S6		VALVE, IDLE AIR CONTROL(A) ...	0.5
12		(15)	
3111N5		VALVE, IDLE AIR CONTROL	0.6
16		(18,27)	
311145		INJECTOR, FUEL	0.5
311145G		.Replace 1 injector add	0.1
17		3111P5 BODY, IDLE AIR CONTROL VALVE -	0.5
22		(20,21,28)	
311140		PIPE, FUEL	0.4
.NOTE: Same time for two units or more			

Ref. No.	Part No.	Description	Reqd. QTY	Serial No.	Parts catalogue code
			CMX500A H		
1	16060-MKG-L01	SENSOR SET	1	----- E,ED	
	16060-MGZ-D01	1	----- IN,U	
2	16081-KPH-701	SCREW, TORX, 5X8.7	2		
3	16082-KPH-701	SCREW, TORX, 5X17	1		
4	16083-MGZ-D01	O-RING, SENSOR	1		
5	16084-MGZ-D01	O-RING, SENSOR	1		
6	16085-MGZ-D01	PLATE	1		
7	16188-MKG-A00	PLATE, FUNNEL SETTING	1		
8	16400-MKG-L01	BODY ASSY., THROTTLE(BUA A)	1	----- E,ED	
	16400-MJW-L01	BODY ASSY., THROTTLE(GQBSB A)	1	----- IN,U	
9	16410-MJW-J01	BODY SET	1	----- E,ED	
	16410-MJW-L01	1	----- IN,U	
10	16428-MGZ-D01	O-RING, AIR INJECTION CONTROL VALVE	1		
11	16430-MJW-J01	VALVE SET, IDLE AIR CONTROL	1		
12	16431-MJP-G51	MOTOR ASSY.	1		
13	16432-MGZ-D01	STAY, WIRE	1		
14	16433-MEW-921	PLATE, IDLE AIR CONTROL VALVE	1		
15	16435-MFJ-D01	O-RING, 17.8X1.9	1		
16	16450-MFJ-D01	INJECTOR ASSY., FUEL	2		
17	16451-MGZ-D01	BODY COMP., IDLE AIR CONTROL VALVE	1		
18	16472-MCW-000	SEAL RING, INJECTOR	2		
19	16482-MKG-L01	TUBE, PURGE	1	----- E,ED	
20	16610-MGZ-D01	PIPE, FUEL(A)	1		



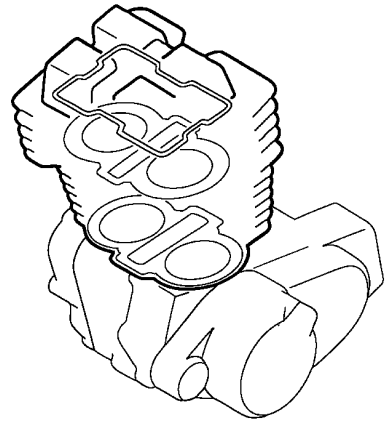
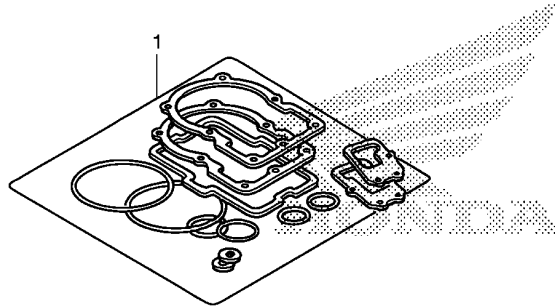


Ref. No.	Part No.	Description	Reqd. QTY		Serial No.	Parts catalogue code
			CMX500A	H		
21	16620-MGZ-D01	PIPE, FUEL (B)	1			
22	16630-MFJ-D00	T-JOINT, FUEL	1			
23	17201-MG9-000	JOINT A, VACUUM TUBE	1		-----	E,ED
24	17215-MGZ-D00	SEAL, THROTTLE BODY	1			
25	19126-KM1-010	JOINT, TUBE	1		-----	E,ED
26	90021-MGZ-D02	BOLT, SHOULDER	4			
27	91301-P7A-004	O-RING, 7.8X1.9	2			
28	91301-PLC-000	O-RING, 7.47X3.6	2			
29	91508-MMS-000	SCREW, PAN, 5MM	3			
30	93500-04008-1H	SCREW, PAN, 4X8	2			
31	93892-05012-18	SCREW-WASHER, 5X12	2			
32	93892-05014-18	SCREW-WASHER, 5X14	3			
33	95005-35045-20	TUBE, 3.5X45(95005-35001-20M)	2		-----	E,ED



EOP-1

GASKET KIT A



← IFR.

MKG3X0100

Ref. No. L.O.N. (Relative ref. Number) Description F.R.T.

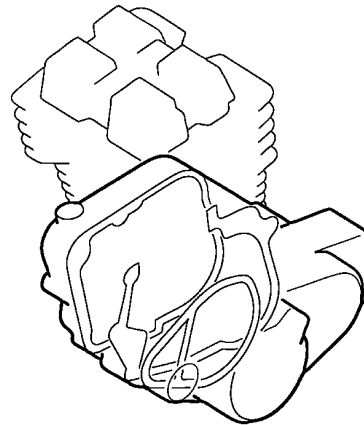
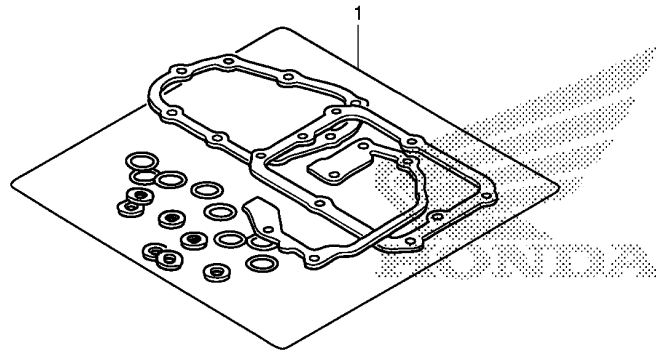
NO INFORMATION

Ref. No.	Part No.	Description	Reqd. QTY CMX500A H	Serial No.	Parts catalogue code
1	06111-MGZ-A00	GASKET KIT A	1	-----	E,ED,U
	12251-MGZ-J01	GASKET, CYLINDER HEAD	1	-----	E,ED,U
	12331-MGZ-J00	CAP, CYLINDER HEAD COVER	4	-----	E,ED,U
	12391-MGZ-J00	GASKET COMP., CYLINDER HEAD COVER	1	-----	E,ED,U
	18291-MN4-920	GASKET, EX. PIPE	2	-----	E,ED,U
	19305-MGZ-J01	RUBBER, THERMOSTAT	1	-----	E,ED,U
	90418-KYJ-900	WASHER, 12.2X17X1.5	2	-----	E,ED,U
	90543-MV9-670	RUBBER, MOUNTING	4	-----	E,ED,U

2

EOP-2

GASKET KIT B



MKG3X0200

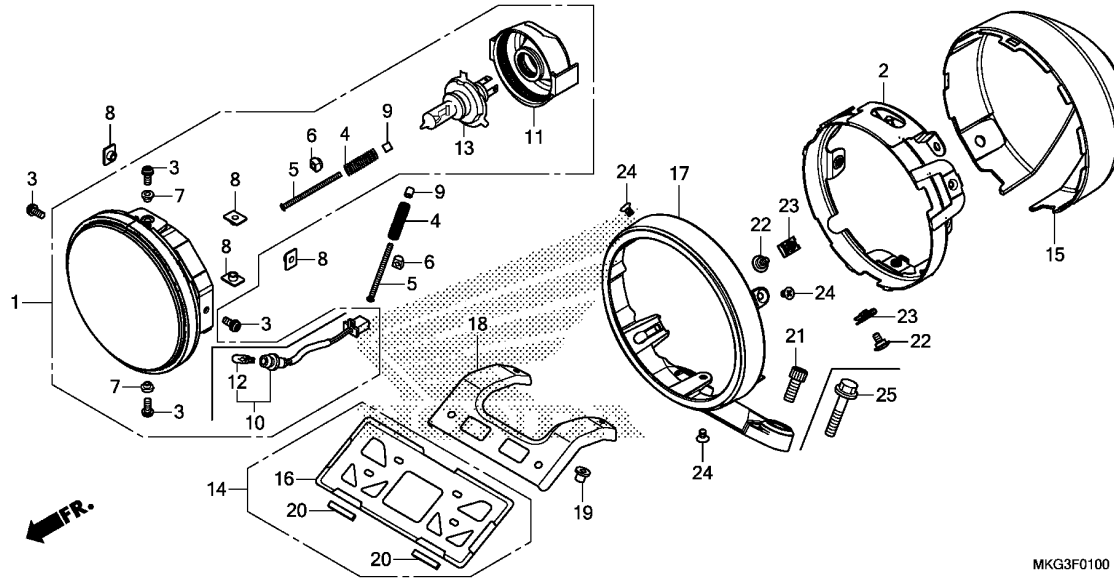
Ref. No. L.O.N. (Relative ref. Number) Description F.R.T.

NO INFORMATION

Ref. No.	Part No.	Description	Reqd. QTY CMX500A H	Serial No.	Parts catalogue code
1	06112-MJW-J00	GASKET KIT B	1	-----	E,ED,U
	14560-MGZ-J01	GASKET, TENSIONER HOLE	1	-----	E,ED,U
	15154-MAT-000	PACKING, OIL STRAINER	1	-----	E,ED,U
	19226-MGZ-J00	GASKET, WATER PUMP BODY	1	-----	E,ED,U
	90442-028-000	WASHER, SEALING, 8MM	1	-----	E,ED,U
	90442-397-000	WASHER, SEALING, 6MM	1	-----	E,ED,U
	90443-MJ6-000	WASHER, NEUTRAL	1	-----	E,ED,U
	90463-MEE-000	WASHER, SEALING, 6MM	2	-----	E,ED,U
	90463-ML7-000	WASHER, SEALING, 6.5MM	3	-----	E,ED,U
	91301-ML7-003	O-RING, 48.1X3.6(ARAI)	1	-----	E,ED,U
	91302-MB0-013	O-RING, 32.95X2.62(ARAI)	1	-----	E,ED,U
	91303-KF0-003	O-RING, 14.8X2.4(ARAI)	1	-----	E,ED,U
	91304-MCP-900	O-RING, 23X2.4	1	-----	E,ED,U
	91305-MCJ-751	O-RING, 3.2X1.1	2	-----	E,ED,U
	91307-035-000	O-RING, 18X3	1	-----	E,ED,U
	91309-425-003	O-RING, 24.4X3.1(ARAI)	1	-----	E,ED,U
	91313-MB0-003	O-RING, 14.7X2.2(ARAI)	1	-----	E,ED,U
	94109-12000	WASHER, DRAIN PLUG, 12MM	1	-----	E,ED,U

F-1

HEADLIGHT



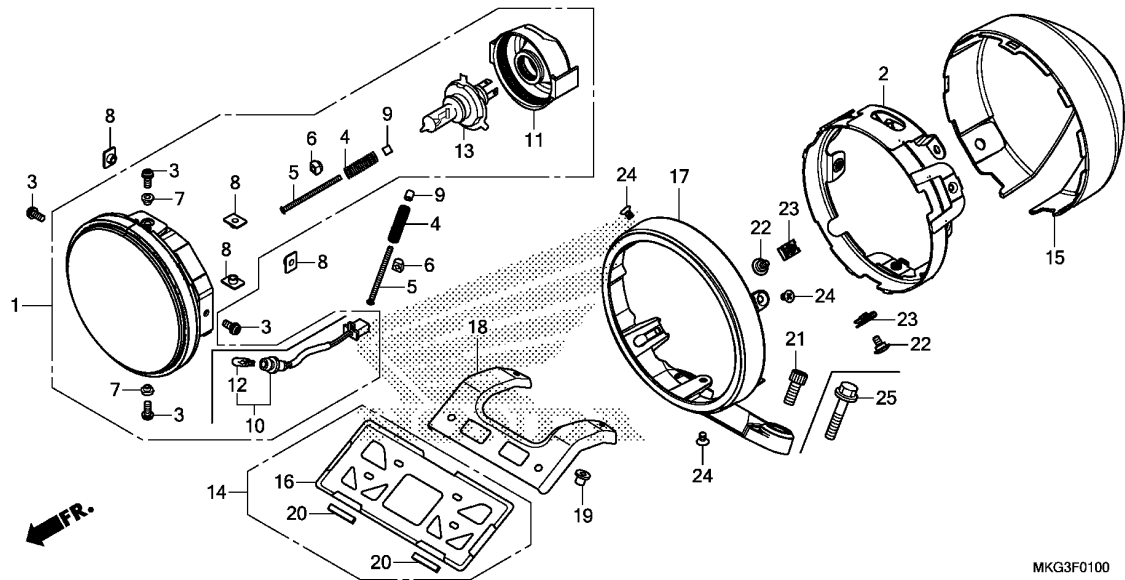
Ref. No.	L.O.N.	(Relative ref. Number) Description	F.R.T.
1	6161A7	(2) HEADLIGHT UNIT	0.3
10	616180	SOCKET, POSITION LIGHT	0.2
12	616182	BULB, POSITION LIGHT	0.1
13	616118	(11) BULB, HEADLIGHT	0.1
15	616103	CASE, HEADLIGHT	0.1
17	6161G7	STAY, HEADLIGHT	0.2
18	4131Y1	STAY, NUMBER PLATE BRACKET ...	0.1

Ref. No.	Part No.	Description	Reqd. QTY	Serial No.	Parts catalogue code
			CMX500A H		
1	33100-MKG-E51	HEADLIGHT ASSY.(12V 60/55W) (STANLEY)	1	-----	----- E
	33100-MKG-D51	1	-----	----- ED
	33100-MKG-N51	1	-----	----- IN
	33100-K87-A01	1	-----	----- U
2	33101-K87-A00	STAY, HEADLIGHT AIMING	1		
3	33104-MAH-671	SCREW-WASHER	4		
4	33108-MM2-003	SPRING, BEAM ADJUSTING	2		
5	33114-GE1-670	SCREW, BEAM ADJUSTING	2		
6	33118-438-841	NUT, BEAM ADJUSTING	2		
7	33127-MAA-A31	SPACER	2		
8	33128-MAA-A31	NUT, UNIT HOLDER	4		
9	33136-426-830	COVER, SCREW	2		
10	33150-MFE-600	SOCKET COMP., POSITION LIGHT	1	-----	----- IN
11	33180-MR7-003	COVER, RUBBER	1		
12	33301-SAO-741	BULB(12V 5W)(STANLEY)	1	-----	----- IN
13	34901-MC7-602	BULB, HEADLIGHT(12V 60/55W) (STANLEY)	1	-----	----- IN
14	61300-MKG-N50	GUARD ASSY., NUMBER PLATE ...	1	-----	----- IN
15	61301-K87-A00	CASE, HEADLIGHT	1		
16	61316-KCJ-661	GUARD, NUMBER PLATE	1	-----	----- IN
17	64221-K87-A00ZA	HOLDER, HEADLIGHT *NHA40M*	1	-----	----- IN
		MAT CRYPTON SILVER METALLIC	1	-----	----- IN
18	64505-MKG-N50	STAY COMP., FR. NUMBER	1	-----	----- IN
19	64506-MKG-N50	COLLAR, FR. NUMBER PLATE ...	2	-----	----- IN



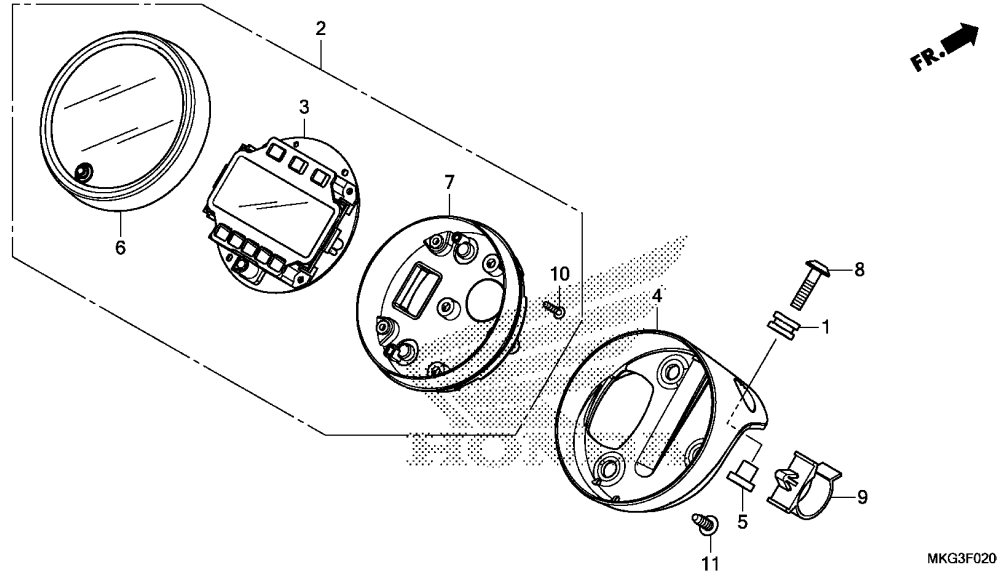
F-1

HEADLIGHT



Ref. No.	Part No.	Description	Reqd. QTY		Serial No.	Parts catalogue code
			CMX500A	H		
20	64507-MKG-N50	RUBBER, FR. NUMBER PLATE	2	-----	-----	IN
21	90113-GHB-650	BOLT, SOCKET, 8X20	2	-----	-----	E,ED,U
22	90114-KPH-700	SCREW, SPECIAL, 5X11	2	-----	-----	
23	90677-KAN-961	NUT, CLIP, 5MM	2	-----	-----	
24	93600-05008-0G	SCREW, FLAT, 5X8	3	-----	-----	
25	95802-08035-07	BOLT, FLANGE, 8X35	2	-----	-----	IN

3



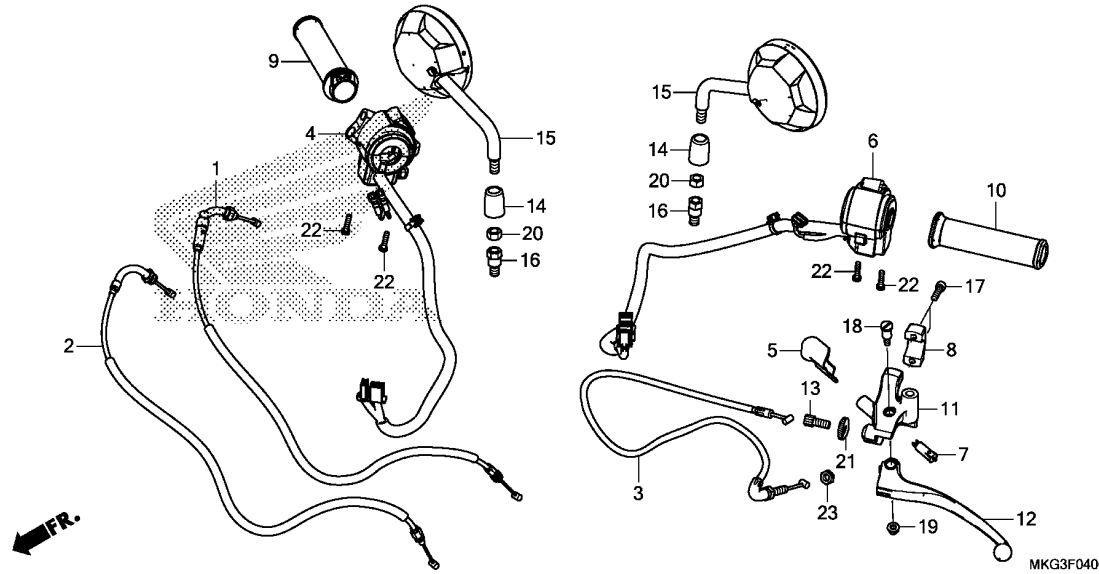
MKG3F0200

Ref. No.	L.O.N.	(Relative ref. Number) Description	F.R.T.
2	8121A1	METER ASSY., COMBINATION	0.2
3	8121A2	METER, COMBINATION	0.3
4	4111AX	STAY, METER	0.1
6	8121B4	CASE, METER :UPPER	0.2
7	8121B5	CASE, METER :LOWER	0.2

Ref. No.	Part No.	Description	Reqd. QTY CMX500A H	Serial No.	Parts catalogue code
1	11356-KWN-700	RUBBER, L. SIDE OUTER COVER	2		
2	37100-MKG-D51	METER ASSY., COMBINATION (KPH/MPH) (NIPPON SEIKI)	1	-----	----- E,ED
	37100-MKG-T51	METER ASSY., COMBINATION(KPH) (NIPPON SEIKI)	1	-----	----- IN,U
3	37130-MKG-D51	METER COMP., LCD(KPH/MPH)	1	-----	----- E,ED
	37130-MKG-T51	METER COMP., LCD(KPH)	1	-----	----- IN,U
4	37210-K87-A00	STAY, METER	1		
5	37211-K87-A00	COLLAR, METER STAY	2		
6	37610-MKG-L51	CASE ASSY., UPPER	1		
7	37620-MKG-A01	CASE ASSY., UNDER	1		
8	90135-K87-A00	SCREW, PAN, 6X25	2		
9	90617-RGH-003	HOLDER(26MM)	1		
10	93903-224J0	SCREW, TAPPING, 3X16	4		
11	93903-25380	SCREW, TAPPING, 5X16	3		

F-4

HANDLE LEVER/SWITCH/CABLE/MIRROR

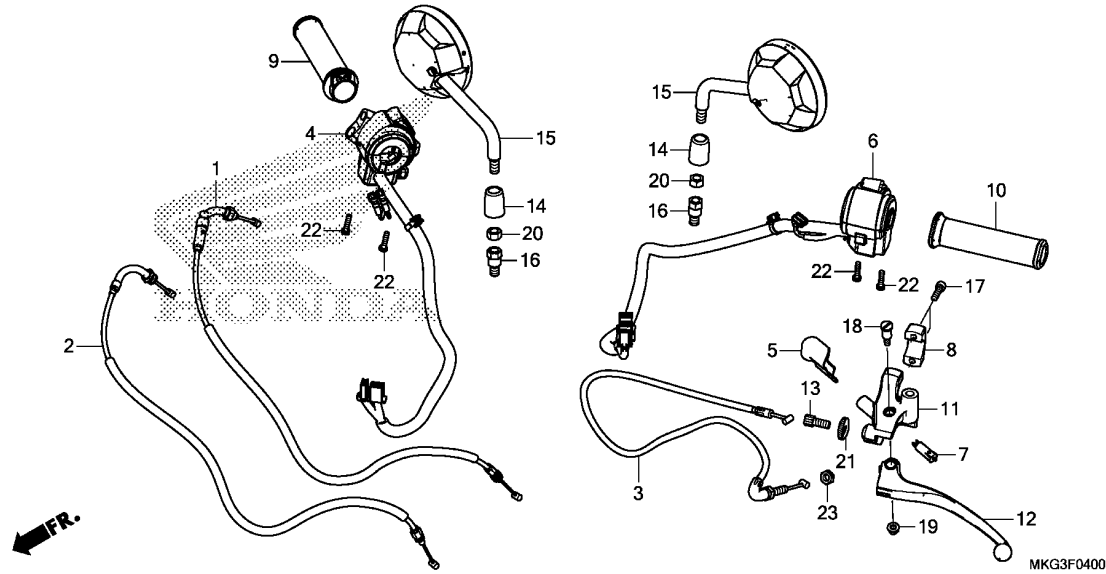


Ref. No.	L.O.N.	(Relative ref. Number) Description	F.R.T.
1		(2)	
1	811100	CABLE, THROTTLE	0.6
		.NOTE: Same time for two units	
3	811115	CABLE, CLUTCH	0.5
4	615120	SWITCH, STARTER KILL	0.5
6	615118	SWITCH, WINKER	0.2
7	6151A9	SWITCH, CLUTCH	0.3
9	810150	GRIP, THROTTLE	0.2
10	8101C0	GRIP, HANDLE :LEFT	0.1
11	8101C8	BRACKET, HANDLE LEVER :LEFT ..	0.3
12	8101C6	LEVER, HANDLE :LEFT	0.2
	8101F5	LEVER, HANDLE :BOTH	0.3

Ref. No.	Part No.	Description	Reqd. QTY CMX500A H	Serial No.	Parts catalogue code
1	17910-MKG-A01	CABLE COMP. A, THROTTLE (HI-LEX)	1		
2	17920-MKG-A01	CABLE COMP. B, THROTTLE (HI-LEX)	1		
3	22870-MKG-A01	CABLE COMP., CLUTCH(HI-LEX) -	1		
4	35130-K87-A01	SWITCH ASSY., STARTER & ENGINE STOP & HAZARD	1		
5	35152-MGZ-J00	COVER, CLUTCH SWITCH	1		
6	35200-K87-A01	SWITCH ASSY., WINKER (TOYO DENSO)	1		
7	35330-KYJ-901	SWITCH COMP., FR. LEVER	1		
8	45517-MAV-751	HOLDER, MASTER CYLINDER (NISSIN)	1		
9	53140-K87-A00	GRIP COMP., THROTTLE	1		
10	53165-K87-A00	GRIP, L. HANDLE	1		
11	53172-K87-A00	BRACKET, HANDLE LEVER	1		
12	53178-K87-A00	LEVER COMP., L. HANDLE	1		
13	53192-349-690	BOLT, CLUTCH WIRE ADJUSTING -	1		
14	88119-K87-A00	CAP, LOCK NUT	2		
15	88210-K87-A00	MIRROR COMP.	2		
16	90101-K20-901	BOLT, ADAPTER, 10MM	2		
17	90111-GHB-660	BOLT, SOCKET, 6X22	2		
18	90113-438-000	BOLT, L. STEERING HANDLE LEVER PIVOT	1		
19	90201-415-000	NUT, CAP, 6MM	1		

F-4

HANDLE LEVER/SWITCH/CABLE/MIRROR

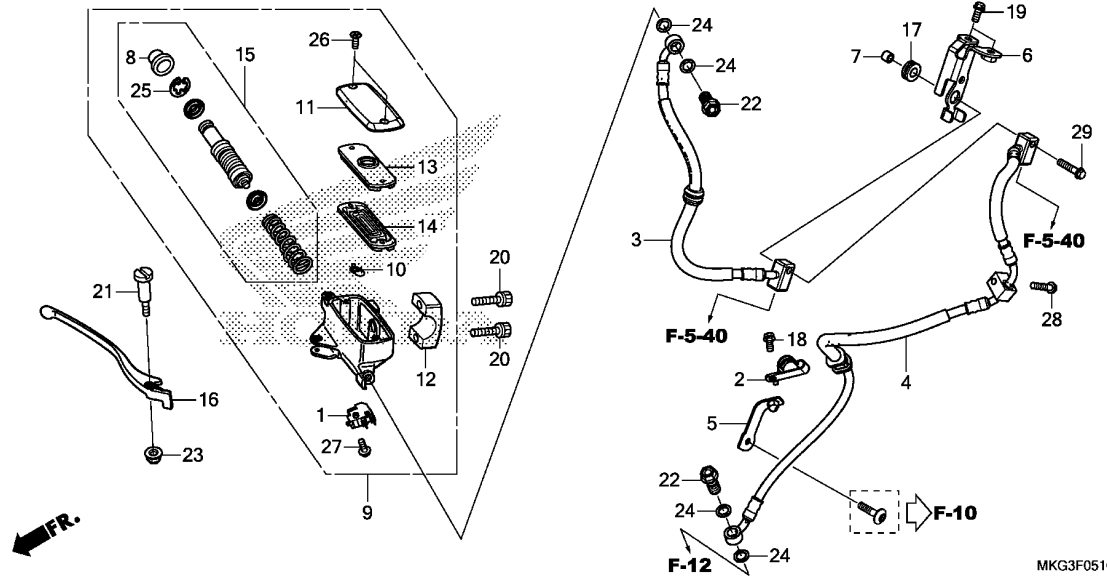


Ref. No.	Part No.	Description	Reqd. QTY CMX500A H	Serial No.	Parts catalogue code
20	90301-K20-901	NUT, HEX., 10MM (LEFT HAND THREAD)	2		
21	90321-KT7-760	NUT, FIXING	1		
22	90507-MGZ-J00	SCREW-WASHER, 5X20	4		
23	94002-08070-0S	NUT, HEX., 8MM	1		



F-5-10

FRONT BRAKE MASTER CYLINDER



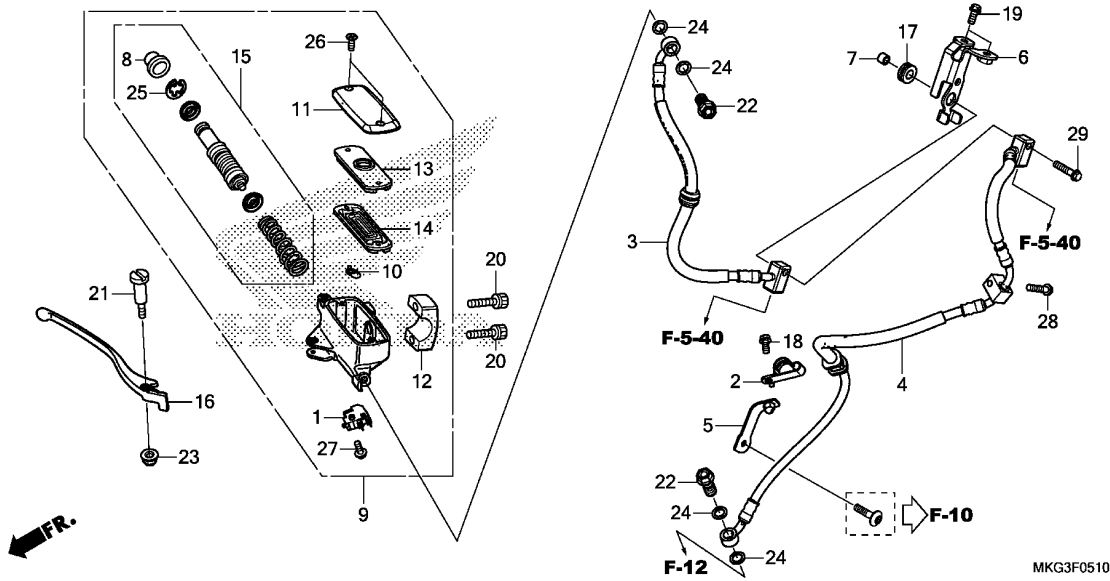
Ref. No.	L.O.N.	(Relative ref. Number) Description	F.R.T.
1	6151B2	SWITCH, FRONT STOP	0.2
3	712127	HOSE A, FRONT BRAKE	1.4
		.INCLUDES: Bleed brakes	
4	7121A0	HOSE, FRONT BRAKE	1.4
		.INCLUDES: Bleed brakes	
9	712105	CYLINDER, FRONT BRAKE MASTER	0.5
		.INCLUDES: Bleed brakes	
14	7121G6	DIAPHRAGM, FRONT BRAKE MASTER	0.1
15	7121G9	PISTON SET, FRONT BRAKE MASTER	0.5
		.INCLUDES: Bleed brakes	
16	8101C7	LEVER, HANDLE :RIGHT	0.1
	8101F5	LEVER, HANDLE :BOTH	0.3

Ref. No.	Part No.	Description	Reqd. QTY	Serial No.	Parts catalogue code
			CMX500A H		
1	35340-MGS-D31	SWITCH ASSY., FR. STOP	1		
2	43155-K87-L50	CLAMPER, BRAKE HOSE	1		
3	45125-K87-L51	HOSE COMP. A, FR. BRAKE	1		
4	45128-K87-L51	HOSE COMP. D, FR. BRAKE	1		
5	45155-K87-A00	STAY COMP., FR. BRAKE HOSE ..	1		
6	45160-K87-L50	STAY COMP. B, FR. BRAKE HOSE	1		
7	45161-K87-L50	COLLAR, BRAKE HOSE STAY	1		
8	45504-410-003	BOOT COMP.	1		
9	45510-K87-A01	CYLINDER SUB ASSY., FR. MASTER	1		
10	45512-MA6-006	PROTECTOR	1		
11	45513-MM5-016	CAP, MASTER CYLINDER(NISSIN)	1		
12	45517-MAV-751	HOLDER, MASTER CYLINDER (NISSIN)	1		
13	45518-MM5-006	PLATE, DIAPHRAGM	1		
14	45520-MM5-006	DIAPHRAGM	1		
15	45530-K03-M61	CYLINDER SET, MASTER(NISSIN)	1		
16	53175-MR5-003	LEVER COMP., R. HANDLE	1		
17	64312-KWW-640	GROMMET, MAIN PIPE COVER	1		
18	90013-GHB-600	BOLT, FLANGE, 6X10	1		
19	90013-GHB-610	BOLT, FLANGE, 6X12	2		
20	90111-GHB-660	BOLT, SOCKET, 6X22	2		
21	90114-MA5-671	BOLT, HANDLE LEVER PIVOT	1		
22	90145-MS9-612	BOLT, OIL, 10X22	2		
23	90202-KCW-870	NUT, CAP, 6MM	1		
24	90545-300-000	WASHER, OIL BOLT	4		

3

F-5-10

FRONT BRAKE MASTER CYLINDER

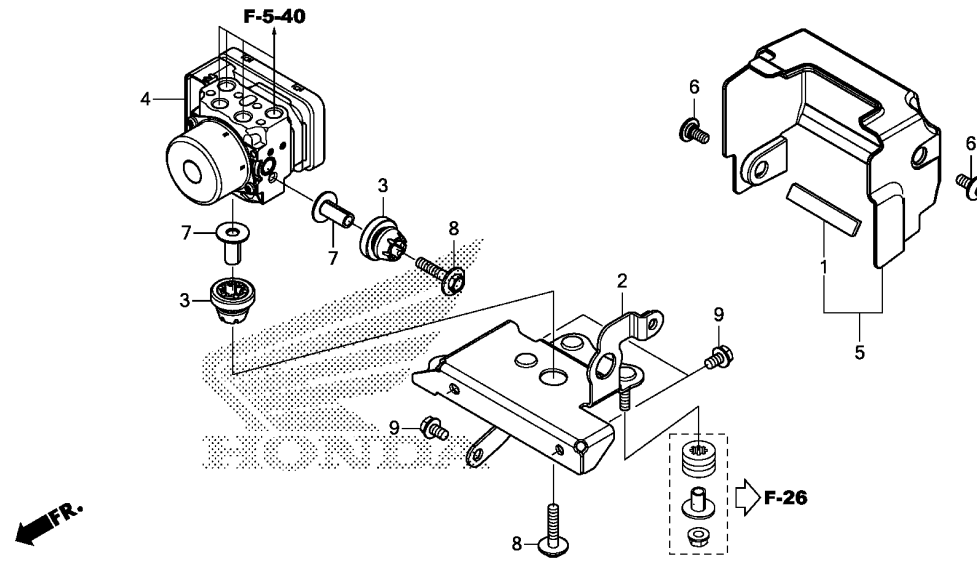


Ref. No.	Part No.	Description	Reqd. QTY	Serial No.	Parts catalogue code
			CMX500A H		
25	90651-K03-M61	CIRCLIP, INTERNAL, 18.8	1	
26	93600-04012-1G	SCREW, FLAT, 4X12	2	
27	93893-04012-17	SCREW-WASHER, 4X12	1	
28	90013-GHB-680	BOLT, FLANGE, 6X28	1	
29	90013-GHB-690	BOLT, FLANGE, 6X32	1	



F-5-20

ABS MODULATOR



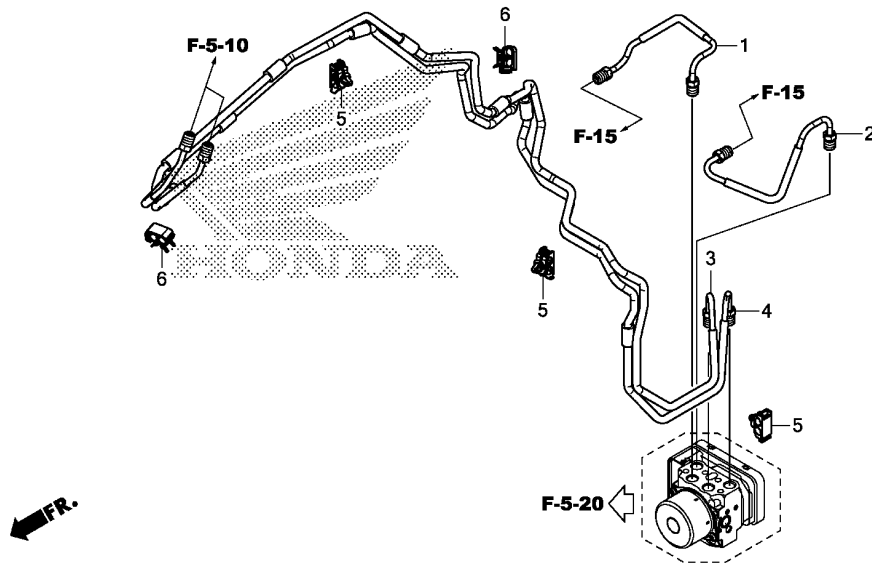
Ref. No.	L.O.N.	(Relative ref. Number) Description	F.R.T.
4	7111H1	MODULATOR, ABSINCLUDES: Bleed brakes	0.7
	7111H1A	.With canister add	0.2
5	7111M9	COVER, ABS MODULATOR	0.1
	7111M9A	.With canister add	0.1

3

Ref. No.	Part No.	Description	Reqd. QTY CMX500A H	Serial No.	Parts catalogue code
1	50242-K87-A00	RUBBER, RR. FRAME	1		
2	50345-K87-L50	STAY COMP., ABS MODULATOR ...	1	----- E,ED	
	50345-K87-C50	1	----- IN,U	
3	57101-SJA-003	RUBBER, MOUNT	2		
4	57110-K87-L52	MODULATOR ASSY.	1		
5	61410-K87-L50	COVER, ABS MODULATOR	1		
6	90111-K87-A00	SCREW, SPECIAL, 6X14	2		
7	90502-KPH-900	COLLAR, 6.2X20	2		
8	93404-06032-00	BOLT-WASHER, 6X32	2		
9	95701-06010-00	BOLT, FLANGE, 6X10	3		

F-5-40

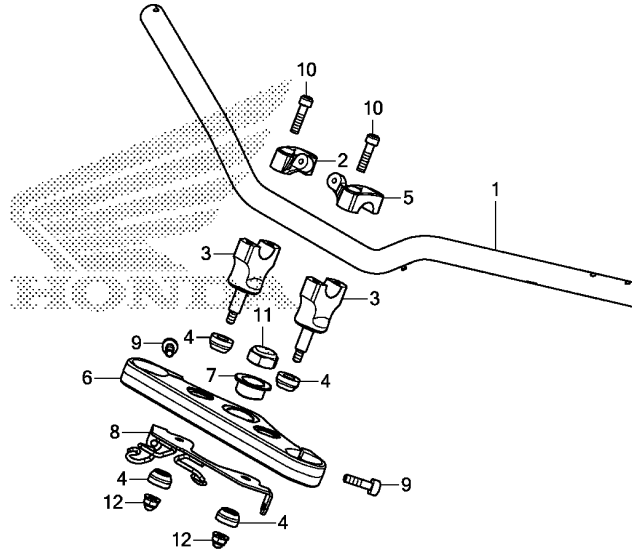
BRAKE PIPE



MKG3F0540

Ref. No.	L.O.N.	(Relative ref. Number) Description	F.R.T.
1	7121D8	PIPE B, REAR BRAKEINCLUDES: Bleed brakes	0.3
	7121D8A	.With canister add	0.2
2	7121D9	PIPE C, REAR BRAKEINCLUDES: Bleed brakes	0.3
	7121D9B	.With canister add	0.2
3	7121C8	PIPE B, FRONT BRAKEINCLUDES: Bleed brakes	2.9
4	7121C9	PIPE C, FRONT BRAKEINCLUDES: Bleed brakes	2.9

Ref. No.	Part No.	Description	Reqd. QTY CMX500A H	Serial No.	Parts catalogue code
1	43315-K87-L50	PIPE COMP. B, RR. BRAKE	1		
2	43316-K87-L50	PIPE COMP. C, RR. BRAKE	1		
3	45126-K87-L50	PIPE COMP. B, FR. BRAKE	1		
4	45127-K87-L50	PIPE COMP. C, FR. BRAKE	1		
5	90661-K87-L51	CLAMP, BRAKE PIPE(7.0X2)	3		
6	90661-MEW-921	CLAMP, BRAKE PIPE(7.0X2)	2		



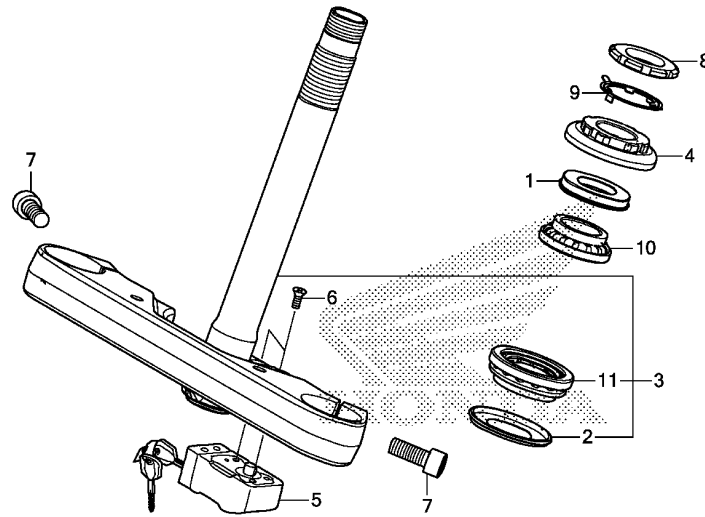
MKG3F0700

Ref. No.	L.O.N.	(Relative ref. Number) Description	F.R.T.
1	810100	PIPE, STEERING HANDLE	0.5
3	8101B9	HOLDER, HANDLE :LOWER	0.3
.NOTE: Same time for two units			
6	510110	BRIDGE, FORK TOP	0.3

Ref. No.	Part No.	Description	Reqd. QTY CMX500A H	Serial No.	Parts catalogue code
1	53100-K87-A00	PIPE, STEERING HANDLE	1		
2	53131-K87-A00	HOLDER, R. HANDLE UPPER	1		
3	53132-K87-A00	HOLDER, HANDLE LOWER	2		
4	53133-K18-900	RUBBER, HANDLE CUSHION	4		
5	53135-K87-A00	HOLDER, L. HANDLE UPPER	1		
6	53230-K87-A00	BRIDGE, FORK TOP	1		
7	53231-K87-A00	SPACER, TOP BRIDGE	1		
8	53234-K87-A00	STAY, TOP UNDER	1		
9	90104-K87-A00	BOLT, SOCKET, 8X30	2		
10	90113-GHB-690	BOLT, SOCKET, 8X32	4		
11	90306-K87-A00	NUT, STEERING STEM	1		
12	90309-K87-A01	NUT, U, FLANGE CAP, 8MM	2		

F-9

STEERING STEM

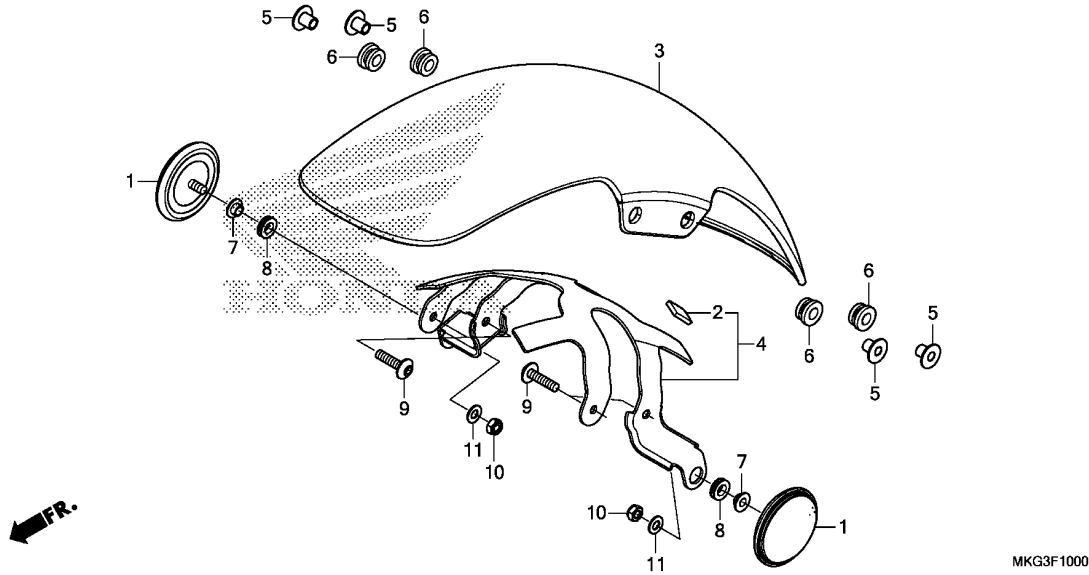


Ref. No.	L.O.N.	(Relative ref. Number) Description	F.R.T.
3	510100	STEM OR SHAFT ASSY., STEERING (1)	0.9
4	5101B2	THREAD, STEERING HEAD TOP	0.7
5	615147	LOCK, STEERING	0.7
10	5101B6	BEARING, HEAD PIPE :UPPER	0.9
11	5101B7	BEARING, HEAD PIPE :LOWER	1.1
	5101C7	BEARING, HEAD PIPE :BOTH	1.1

Ref. No.	Part No.	Description	Reqd. QTY CMX500A H	Serial No.	Parts catalogue code
1	53213-MB4-771	DUST SEAL, STEERING UPPER (ARAI)	1		
2	53214-371-010	DUST SEAL, STEERING HEAD	1		
3	53219-K87-A00	STEM SUB ASSY., STEERING	1		
4	53220-K87-A00	THREAD COMP., STEERING HEAD TOP	1		
5	53600-MEG-003	LOCK, STEERING HANDLE (HONDA LOCK)	1		
6	90164-GGK-003	SCREW, FLAT, 6X16	2		
7	90103-K87-A00	BOLT, SOCKET, 10X25	2		
8	90302-425-830	THREAD B, STEERING HEAD TOP .	1		
9	90506-425-830	WASHER, LOCK	1		
10	91015-KT8-005	BEARING, HEAD PIPE UPPER(KOYO)	1		
11	91016-KT8-005	BEARING, HEAD PIPE UNDER(KOYO)	1		

F-10

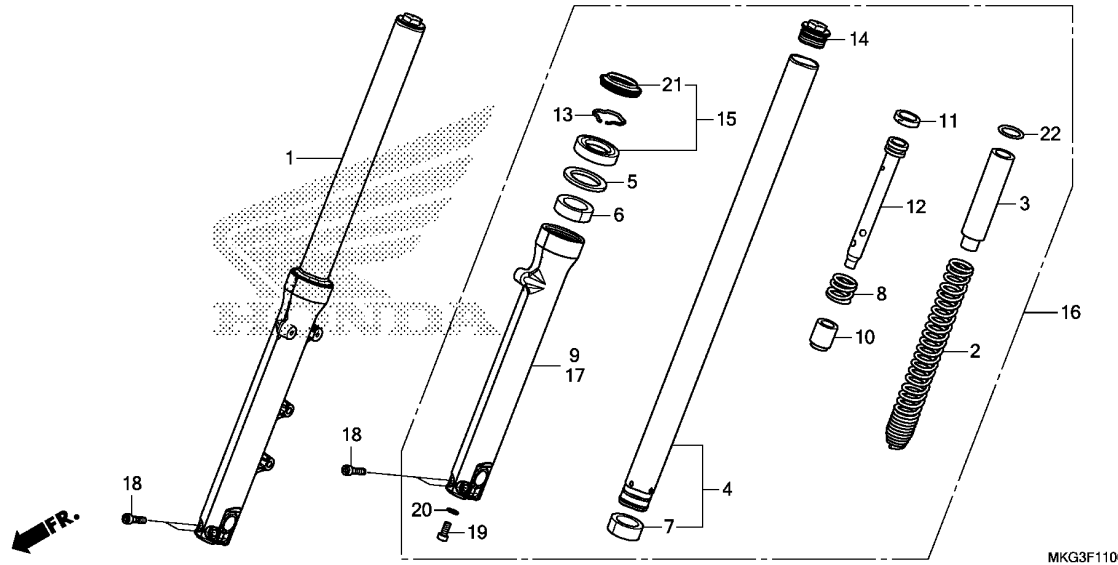
FRONT FENDER



Ref. No.	L.O.N.	(Relative ref. Number) Description	F.R.T.
3	4131B7	FENDER, FRONT	0.2
4	4131C2	STAY, FRONT FENDER	0.2

3

Ref. No.	Part No.	Description	Reqd. QTY CMX500A H	Serial No.	Parts catalogue code
1	33741-KTG-U01	REFLECTOR, FR. REFLEX(AMBER)	2		
2	50383-KZZ-900	RUBBER, BATTERY(10X20X3)	4		
3	61101-K87-A00	FENDER, FR.	1		
4	61102-K87-A00	BRACE, FR. FENDER	1		
5	61103-KRY-900	COLLAR A, FR. FENDER	4		
6	61105-KRY-900	RUBBER, FR. FENDER MOUNTING .	4		
7	77103-MEE-000	COLLAR, SEAT SETTING	2		
8	80123-MER-D00	RUBBER, RR. COWL MOUNTING ... (FOR FR.)	2		
9	90130-K87-A00	SCREW, PAN, 6X25	4		
10	90301-782-000	NUT, U, 6MM	2		
11	90439-MB0-000	WASHER, RR. COVER GROMMET ... (FOR FR.)	2		

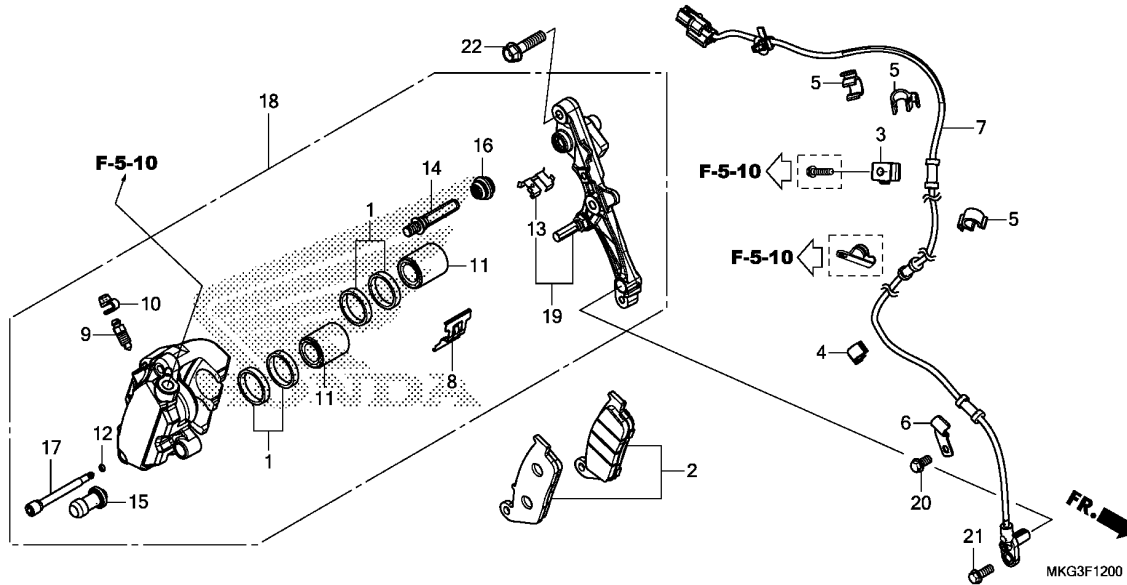


Ref. No.	L.O.N.	(Relative ref. Number) Description	F.R.T.
1	5111C3	FORK ASSY., FRONT :RIGHT	0.3
2	5111C5	SPRING, FRONT FORK :LEFT	0.5
	5111C6	SPRING, FRONT FORK :RIGHT	0.5
	5111C7	SPRING, FRONT FORK :BOTH	0.8
4		(8,10,11,12)	
	5111G2	PIPE, FRONT FORK :LEFT	0.7
	5111G3	PIPE, FRONT FORK :RIGHT	0.7
	5111G4	PIPE, FRONT FORK :BOTH	1.2
9	5111D2	CASE, BOTTOM :RIGHT	0.7
15		(6,7)	
	5111E7	SEAL SET, FRONT FORK :LEFT	0.6
	5111E8	SEAL SET, FRONT FORK :RIGHT	0.6
	5111E9	SEAL SET, FRONT FORK :BOTH	1.0
16	5111C2	FORK ASSY., FRONT :LEFT	0.3
	5111C4	FORK ASSY., FRONT :BOTH	0.4
17	5111D1	CASE, BOTTOM :LEFT	0.7
	5111D3	CASE, BOTTOM :BOTH	1.2

Ref. No.	Part No.	Description	Reqd. QTY	Serial No.	Parts catalogue code
			CMX500A H		
1	51400-MKG-A01	FORK ASSY., R. FR.(SHOWA)	1	----- E,ED,U	
	51400-MKG-305	1	----- IN	
2	51401-MKG-A01	SPRING, FR. FORK	2		
3	51402-MGZ-J01	COLLAR, SPRING	2		
4	51410-K87-A01	PIPE COMP., FR. FORK	2		
5	51412-MB4-003	RING, BACK UP(SHOWA)	2		
6	51414-MFJ-A51	BUSH, GUIDE	2		
7	51415-MFJ-A51	BUSH, SLIDER	2		
8	51416-MM8-881	SPRING, FR. REBOUND(SHOWA)	2		
9	51420-K87-A01	CASE, R. BOTTOM	1	----- E,ED,U	
	51420-MKG-305	1	----- IN	
10	51432-MV9-003	PIECE, OIL LOCK(SHOWA)	2		
11	51437-MM5-003	RING, PISTON	2		
12	51440-K87-A01	PIPE, SEAT	2		
13	51447-KA4-711	RING, OIL SEAL STOPPER(SHOWA)	2		
14	51454-MM9-671	BOLT, FR. FORK	2		
15	51490-MKA-D81	SEAL SET, FR. FORK	2		
16	51500-MKG-A01	FORK ASSY., L. FR.(SHOWA)	1	----- E,ED,U	
	51500-MKG-305	1	----- IN	
17	51520-K87-A01	CASE, L. BOTTOM	1	----- E,ED,U	
	51520-MKG-305	1	----- IN	
18	90102-K87-A00	BOLT, SOCKET, 8X32	4		
19	90116-KV3-701	BOLT, SOCKET, 8MM(SHOWA)	2		
20	90544-283-000	WASHER, SPECIAL, 8MM(SHOWA)	2		
21	91251-MKA-D81	SEAL, DUST(SHOWA)	2		
22	91356-KFO-003	O-RING, 33.2X2.4	2		

F-12

FRONT BRAKE CALIPER



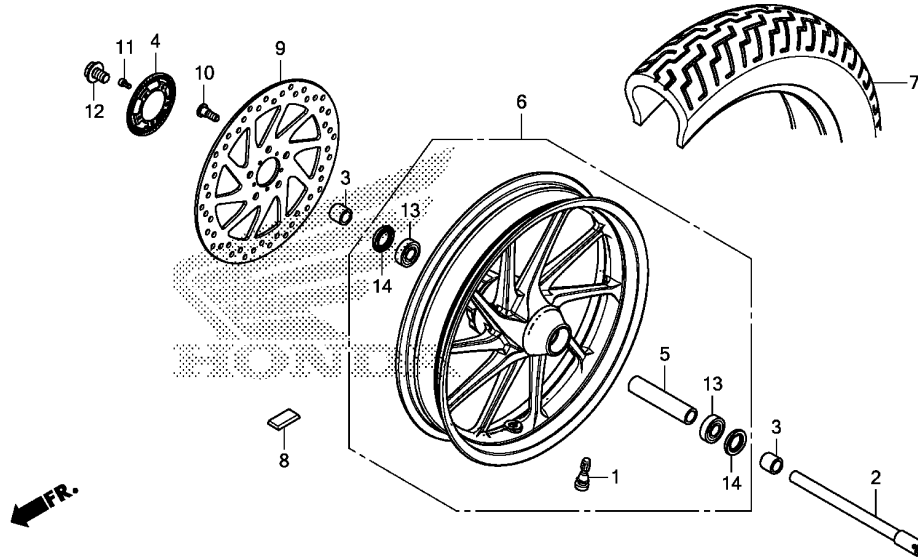
Ref. No.	L.O.N.	(Relative ref. Number) Description	F.R.T.
2	711115	SHOE(PAD) SET, BRAKE :FRONT ..	0.1
7	617196	SENSOR, WHEEL SPEED :FRONT ...	0.7
11	7111D1	(1) PISTON, FRONT BRAKE CALIPER ..	0.4
		.INCLUDES: Bleed brakes	
		.NOTE: Same time for two units	
18	711130	CALIPER, FRONT BRAKE	0.3
		.INCLUDES: Bleed brakes	
19	7111G0	BRACKET, FRONT CALIPER	0.1

3

Ref. No.	Part No.	Description	Reqd. QTY CMX500A H	Serial No.	Parts catalogue code
1	06431-MA3-405	SEAL SET, PISTON	2		
2	06455-K40-F11	PAD SET, FR.	1		
3	38514-MEJ-J00	CLAMPER B, SENSOR CORD	1		
4	38516-MGE-003	CLAMP, ABS CORD(D8.5)	1		
5	38517-MGE-003	CLAMP, ABS CORD(D12)	3		
6	38517-MKA-D80	CLAMPER, SENSOR CORD	1		
7	38520-K87-L51	SENSOR, FR. WHEEL SPEED	1		
8	43108-MCT-006	SPRING, PAD	1		
9	43352-568-003	SCREW, BLEEDER(NISSIN)	1		
10	43353-461-771	CAP, BLEEDER	1		
11	45107-ML4-006	PISTON	2		
12	45111-MAJ-G41	RING, STOPPER	1		
13	45112-MS9-611	RETAINER	1		
14	45131-ML7-921	BOLT A, PIN	1		
15	45132-166-016	BOOT, PIN BUSH(NISSIN)	1		
16	45133-MA3-006	BOOT B	1		
17	45215-MAJ-G41	PIN, HANGER	1		
18	45250-K87-L51	CALIPER SUB ASSY., R. FR. (NISSIN)	1		
19	45290-K87-L51	BRACKET SUB ASSY., R. FR. ...	1		
20	90013-GHB-610	BOLT, FLANGE, 6X12	1		
21	90116-MKA-D80	BOLT, FLANGE, 6X16	1		
22	90131-KZZ-900	BOLT, FLANGE, 8X32	2		

F-14

FRONT WHEEL

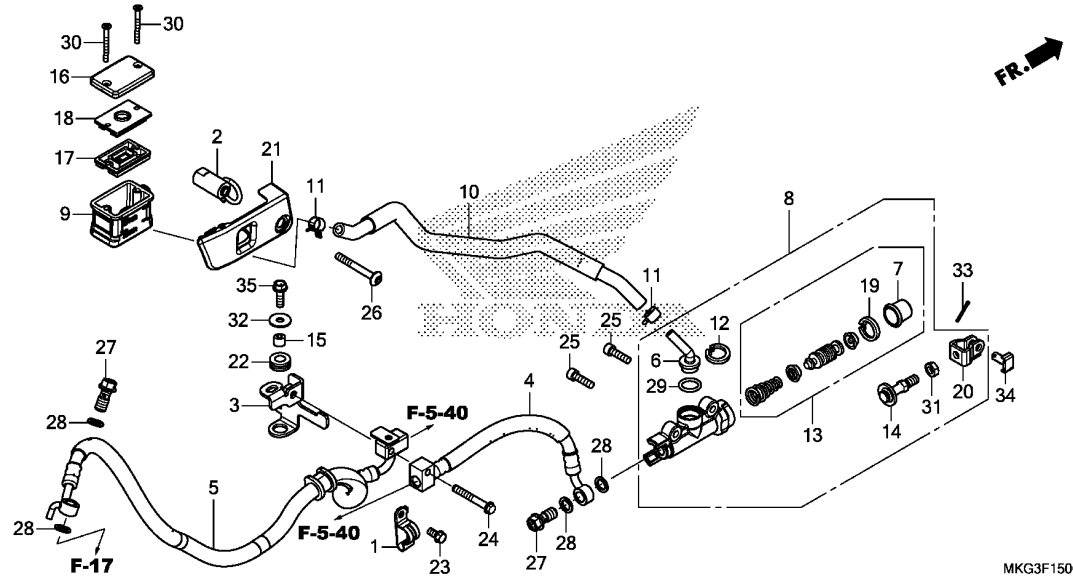


Ref. No.	L.O.N.	(Relative ref. Number) Description	F.R.T.
2	710151	(14) AXLE, FRONT WHEEL	0.2
4	7101B0	RING, PULSER :FRONT	0.3
6	7101D4	FRONT WHEEL	0.9
7	710139	.INCLUDES: Balance FRONT TIRE (ONE)	0.8
8	7101A6	.INCLUDES: Balance WEIGHT, BALANCE :FRONT	0.5
9	711120	DISC, FRONT BRAKE	0.3
13	710115	BEARING, FRONT WHEEL(ONE)	0.4
	710115G	.Replace 1 bearing add	0.1

Ref. No.	Part No.	Description	Reqd. QTY CMX500A H	Serial No.	Parts catalogue code
1	42753-GM9-743	VALVE, RIM(IRC)	1		
2	44301-K87-A00	AXLE, FR. WHEEL	1		
3	44311-MGZ-J00	COLLAR, FR. WHEEL SIDE	2		
4	44515-K87-L50	RING, FR. PULSER	1		
5	44620-K87-A00	COLLAR, FR. WHEEL DISTANCE ..	1		
6	44650-K87-A00	WHEEL SUB ASSY., FR.	1		
7	44711-K87-A01	TIRE, FR.(DUNLOP) (130/90-16 M/C 67H)	1		
8	44721-MGH-H21	WEIGHT, BALANCE(10G)	N		
	44722-MGH-H21	WEIGHT, BALANCE(15G)	N		
	44723-MGH-H21	WEIGHT, BALANCE(20G)	N		
9	45251-K87-L50	DISK, FR. BRAKE	1		
10	90105-MGS-D30	BOLT, DISK, 8X25	5		
11	90131-K87-L50	BOLT, SOCKET, 5X10	5		
12	90305-K87-A00	BOLT, FR. AXLE	1		
13	91051-KVK-901	BEARING, RADIAL BALL, 6203UU (FUJIKOSHI)	2		
14	91252-K35-V01	DUST SEAL, 25X40X5	2		

F-15

REAR BRAKE MASTER CYLINDER

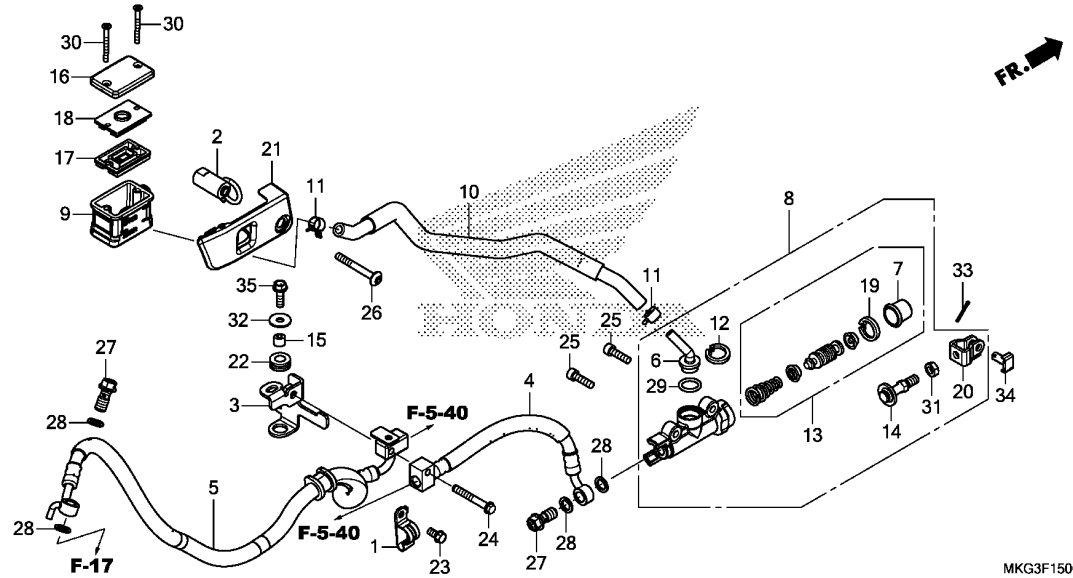


Ref. No.	L.O.N.	(Relative ref. Number) Description	F.R.T.
4	712180	HOSE A, REAR BRAKEINCLUDES: Bleed brakes	0.3
5	7121B2	HOSE D, REAR BRAKEINCLUDES: Bleed brakes	0.4
8	712125	CYLINDER, REAR BRAKE MASTER .. .INCLUDES: Bleed brakes	0.5
9	7121F6	CUP, REAR MASTER CYLINDER OIL .INCLUDES: Bleed brakes	0.3
10	7121C2	HOSE, REAR MASTER CYLINDER OIL CUPINCLUDES: Bleed brakes	0.4
13	7121H0	PISTON SET, REAR BRAKE MASTER .INCLUDES: Bleed brakes	0.5
17	7121G7	DIAPHRAGM, REAR BRAKE MASTER CYLINDER	0.1

Ref. No.	Part No.	Description	Reqd. QTY CMX500A H	Serial No.	Parts catalogue code
1	43155-K87-L50	CLAMPER, BRAKE HOSE	1		
2	43156-K87-A00	COLLAR COMP., OIL CUP	1		
3	43160-K87-L50	STAY COMP., RR. BRAKE HOSE ..	1		
4	43314-K87-L51	HOSE COMP. A, RR. BRAKE	1		
5	43317-K87-L51	HOSE COMP. D, RR. BRAKE	1		
6	43503-KCY-671	CONNECTOR	1		
7	43504-MB2-006	BOOT COMP.	1		
8	43510-K87-A01	CYLINDER SUB ASSY., RR. MASTER (NISSIN)	1		
9	43511-KV3-831	CUP COMP., OIL	1		
10	43512-K87-A01	HOSE COMP., RR. MASTER CYLINDER	1		
11	43514-KS6-701	CLAMP, MASTER CYLINDER OIL HOSE	2		
12	43517-KS6-701	CIRCLIP, RR. MASTER CYLINDER	1		
13	43520-MJ6-315	PISTON SET, MASTER CYLINDER (NISSIN)	1		
14	43530-KZZ-901	ROD COMP., PUSH	1		
15	45161-K87-L50	COLLAR, BRAKE HOSE STAY	1		
16	45513-KK1-771	CAP, MASTER CYLINDER	1		
17	45520-MG7-006	DIAPHRAGM	1		
18	45521-HA2-006	PLATE, DIAPHRAGM	1		
19	46182-MEL-D21	CIRCLIP	1		
20	46504-KV6-702	JOINT, BRAKE ROD	1		
21	50328-K87-A00	COVER, OIL CUP	1		

F-15

REAR BRAKE MASTER CYLINDER



Ref. No.	Part No.	Description	Reqd. QTY CMX500A H	Serial No.	Parts catalogue code
22	64312-KWW-640	GROMMET, MAIN PIPE COVER ----	1		
23	90013-GHB-610	BOLT, FLANGE, 6X12	1		
24	90013-GHB-720	BOLT, FLANGE, 6X45	1		
25	90111-GHB-660	BOLT, SOCKET, 6X22	2		
26	90113-K87-A00	BOLT, SOCKET SPECIAL, 6X50 ..	1		
27	90145-MS9-612	BOLT, OIL, 10X22	2		
28	90545-300-000	WASHER, OIL BOLT	4		
29	91212-422-006	O-RING, 14.8X2.4	1		
30	93600-04040-1G	SCREW, FLAT, 4X40	2		
31	94002-08000-0S	NUT, HEX., 8MM	1		
32	94103-06000	WASHER, PLAIN, 6MM	1		
33	94201-20150	PIN, SPLIT, 2.0X15	1		
34	95015-54000	PIN D, JOINT	1		
35	95701-06020-00	BOLT, FLANGE, 6X20	1		



F-17

REAR BRAKE CALIPER



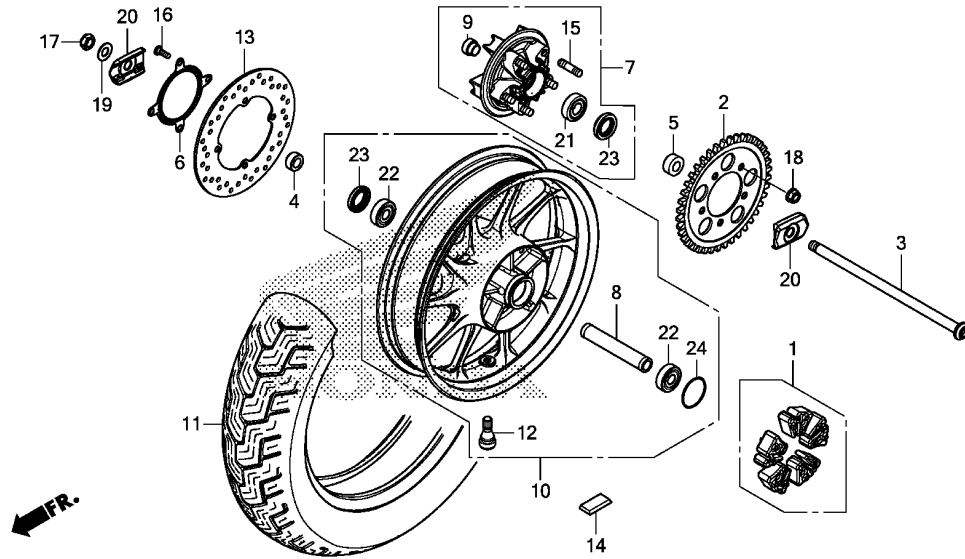
Ref. No.	L.O.N.	(Relative ref. Number) Description	F.R.T.
1	711140	SHOE(PAD) SET, BRAKE :REAR ...	0.1
3	617197	SENSOR, WHEEL SPEED :REAR	0.5
5	7111D5	PISTON, REAR BRAKE CALIPER ...	0.4
		.INCLUDES: Bleed brakes	
7	7111C1	BRACKET, REAR CALIPER	0.3
10	711155	CALIPER, REAR BRAKE	0.6
		.INCLUDES: Bleed brakes	

3

Ref. No.	Part No.	Description	Reqd. QTY CMX500A H	Serial No.	Parts catalogue code
1	06435-MGZ-J01	PAD SET, RR.	1		
2	06451-443-405	SEAL SET, PISTON	1		
3	38510-K87-L51	SENSOR, RR. WHEEL SPEED	1		
4	38515-K87-A00	STAY, SENSOR CORD	1		
5	43107-KT7-761	PISTON	1		
6	43108-MBB-006	SPRING, PAD	1		
7	43110-K87-L51	BRACKET COMP., RR. BRAKE	1		
8	43112-MFF-D01	RETAINER	1		
9	43132-KT7-761	BOOT, SLEEVE	1		
10	43150-K87-L51	CALIPER SUB ASSY., RR.(NISSIN)	1		
11	43215-KZ4-J41	PIN, HANGER	1		
12	43352-568-003	SCREW, BLEEDER(NISSIN)	1		
13	43353-461-771	CAP, BLEEDER	1		
14	45111-MA3-006	SLEEVE	1		
15	45111-MAJ-G41	RING, STOPPER	1		
16	45131-MN9-006	BOLT, PIN	1		
17	45133-MA3-006	BOOT B	1		
18	90013-GHB-600	BOLT, FLANGE, 6X10	1		
19	90116-MKA-D80	BOLT, FLANGE, 6X16	1		
20	90180-MN8-006	BOLT, FLANGE, 8X49	1		
21	90690-MCA-003	CLIP, CABLE, 14MM	1		

F-19

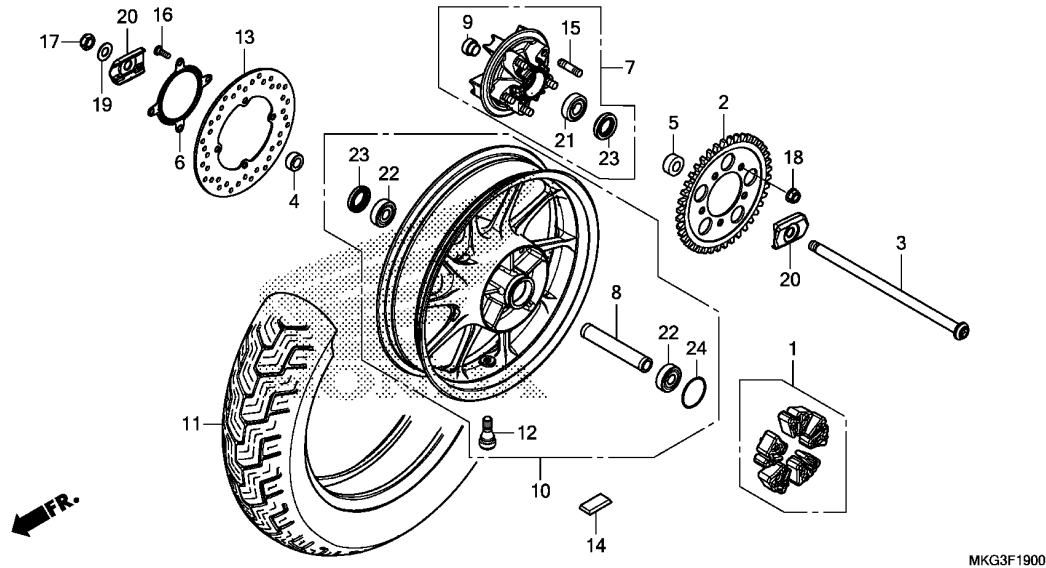
REAR WHEEL



MKG3F1900

Ref. No.	L.O.N.	(Relative ref. Number) Description	F.R.T.
1		(24)	
1	710157	DAMPER, REAR WHEEL	0.3
2	7101A0	SPROCKET, FINAL DRIVEN	0.4
3		(23)	
3	710160	AXLE, REAR WHEEL	0.3
6	7101B1	RING, PULSER :REAR	0.4
7	7101A5	FLANGE ASSY., FINAL DRIVEN ...	0.4
10	710118	REAR WHEEL	1.0
11	710142	REAR TIRE(ONE)	0.9
		.INCLUDES: Balance	
		.INCLUDES: Balance	
13	711145	DISC, REAR BRAKE	0.4
14	7101E1	WEIGHT, BALANCE :REAR	0.6
21	7101D1	BEARING, FINAL DRIVEN FLANGE .	0.5
22	710133	BEARING, REAR WHEEL(ONE)	0.5
	710133G	.Replace 1 bearing add	0.1

Ref. No.	Part No.	Description	Reqd. QTY CMX500A H	Serial No.	Parts catalogue code
1	06410-MGS-D30	DAMPER SET, WHEEL	1		
2	41201-MKG-A00	SPROCKET, FINAL DRIVEN(40T) -	1		
3	42301-K87-A00	AXLE, RR. WHEEL	1		
4	42312-MGZ-J00	COLLAR, RR. BRAKE SIDE	1		
5	42313-K87-A00	COLLAR, L. RR. WHEEL SIDE ...	1		
6	42515-K87-L50	RING, RR. PULSER	1		
7	42615-K87-A00	FLANGE SUB ASSY., RR. FINAL DRIVEN	1		
8	42620-K87-A00	COLLAR, RR. AXLE DISTANCE ...	1		
9	42625-K87-A00	COLLAR B, RR. AXLE DISTANCE -	1		
10	42650-K87-A00	WHEEL SUB ASSY., RR.	1		
11	42711-K87-A01	TIRE, RR.(DUNLOP) (150/80-16 M/C 71H)	1		
12	42753-GM9-743	VALVE, RIM(IRC)	1		
13	43251-K87-A00	DISK, RR. BRAKE	1		
14	44721-MGH-H21	WEIGHT, BALANCE(10G)	N		
	44722-MGH-H21	WEIGHT, BALANCE(15G)	N		
	44723-MGH-H21	WEIGHT, BALANCE(20G)	N		
15	90102-MAS-000	BOLT, STUD, 12X25	5		
16	90105-KGH-900	BOLT, BRAKE DISK, 8X24	4		
17	90305-GW2-711	NUT, U, 16MM	1		
18	90306-KGH-901	NUT, U, 12MM(FUJI SEIMITSU) -	5		
19	90501-K87-A00	WASHER, PLAIN, 16.4X32X2 ...	1		
20	90559-K87-A00	PLATE, SWINGARM SIDE	2		
21	91053-MGS-D31	BEARING, RADIAL BALL, 6204UU	1		



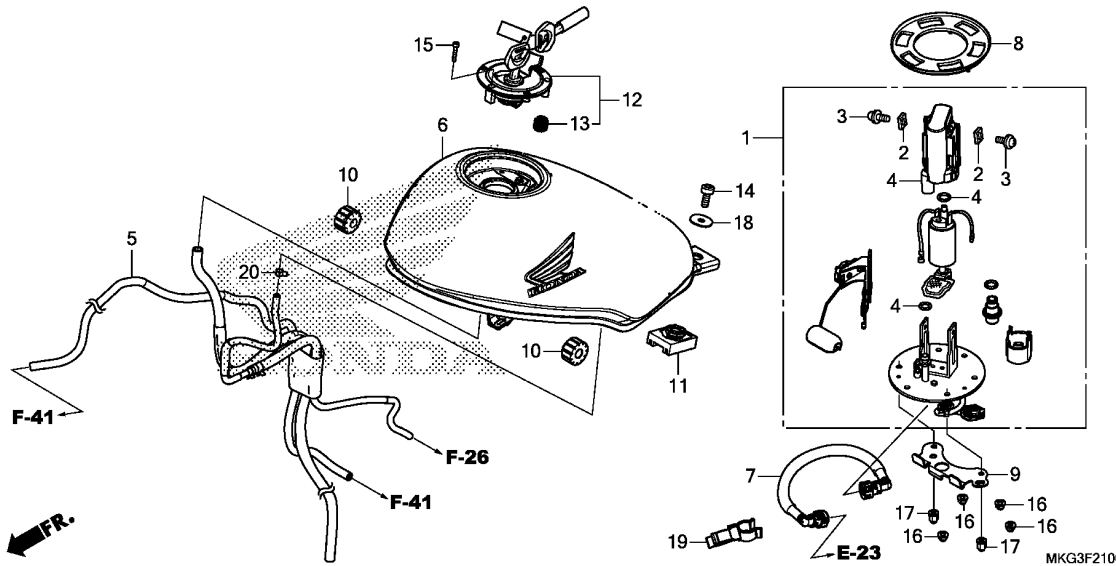
Ref. No.	Part No.	Description	Reqd. QTY CMX500A H	Serial No.	Parts catalogue code
----------	----------	-------------	---------------------------	------------	----------------------

22	91054-MT6-831	BEARING, RADIAL BALL, 6303UU (NSK)	2		
23	91253-443-761	DUST SEAL, 30X47X8 (ARAI)	2		
24	91351-MGS-D30	O-RING, 55X2	1		

3

F-21

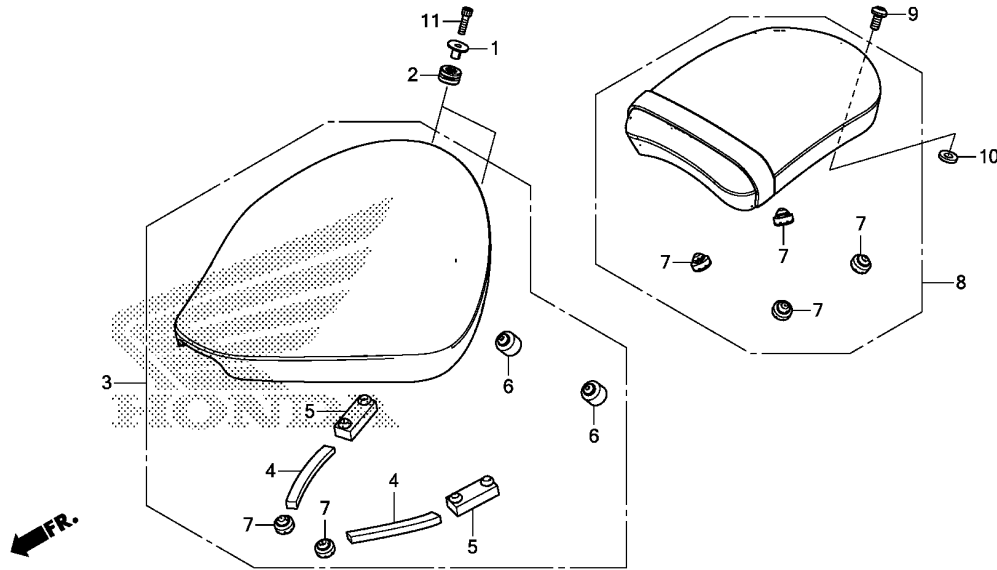
FUEL TANK/FUEL PUMP



Ref. No.	L.O.N.	(Relative ref. Number) Description	F.R.T.
1		(8)	
1	310120	PUMP ASSY., FUEL	0.5
4	3101C7	FILTER, FUEL	0.6
5	1151E5	TUBE, RADIATOR RESERVE TANK ..	1.8
6	310100	TANK, FUEL	0.5
7	310162	HOSE, FUEL FEED	0.4
12		(13)	
	3101C1	LOCKING FUEL TANK CAP	0.1

Ref. No.	Part No.	Description	Reqd. QTY	Serial No.	Parts catalogue code
			CMX500A H		
1	16700-MKG-A01	PUMP UNIT ASSY., FUEL	1		
2	16711-MGS-D31	STOPPER	2		
3	16712-MGS-D31	SCREW, 4X6.6	2		
4	16730-MJW-J81	FILTER ASSY., FUEL	1		
5	17417-MKG-T50	TUBE ASSY.	1	-----	E,ED
	17417-MKG-A00	1	-----	IN,U
6	17520-MKG-A00ZG	TANK SET, FUEL(WL)			
	TYPE4	1	-----	E,ED
	17520-MKG-A00ZE	*TYPE2*	1		
	17520-MKG-A00ZF	*TYPE1*	1		
	17520-MKG-A00ZC	*TYPE4 1*	1	-----	IN,U
7	17570-MKG-A01	HOSE COMP., FUEL FEED	1		
8	17574-MGS-D30	PACKING, BASE	1		
9	17580-MKG-A00	GUARD, FUEL PUMP	1		
10	17611-KPK-900	CUSHION, FR. FUEL TANK	2		
11	17613-K87-A00	CUSHION, FUEL TANK RR.	1		
12	17620-KZZ-J01	CAP COMP., FUEL FILLER	1		
13	17621-MGP-D61	SEAL, BREATHER	1		
14	90116-MGZ-J00	BOLT, SOCKET, 8X22	1		
15	90120-MJE-D00	BOLT, SOCKET, 4X25(SUS)	3		
16	90201-415-000	NUT, CAP, 6MM	4		
17	90304-KZZ-900	NUT, HEX. CAP, 6MM	2		
18	90325-KCC-900	WASHER, PLAIN, 8MM	1		
19	91593-MGZ-J01	CLAMP, FUEL HOSE(BLACK)	1		
20	95002-40800-08	CLAMP, TUBE(D8)	1	-----	E,ED



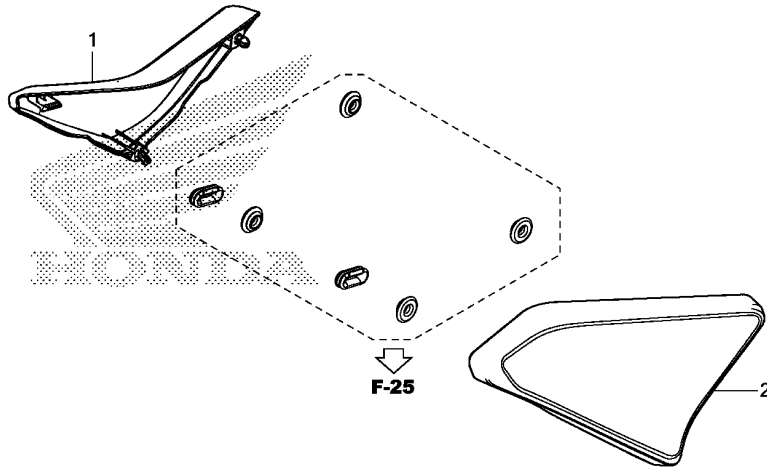


Ref. No.	L.O.N.	(Relative ref. Number) Description	F.R.T.
3	413150	SEAT	0.1
8	413154	SEAT :REAR	0.1

Ref. No.	Part No.	Description	Reqd. QTY CMX500A H	Serial No.	Parts catalogue code
1	61104-428-000	COLLAR, FR. FENDER	2		
2	61304-415-000	RUBBER, HEADLIGHT CASE MOUNTING	2		
3	77100-K87-A00	SEAT ASSY., SINGLE	1		
4	77101-K87-A00	RUBBER, SEAT SPONGE	2		
5	77205-286-000	RUBBER B, SEAT SETTING	2		
6	77206-KPK-900	RUBBER, SEAT CUSHION	2		
7	77215-KW7-900	RUBBER C, SEAT SETTING	6		
8	77300-K87-A00	SEAT ASSY., PILLION	1		
9	90120-K87-A00	BOLT, SOCKET SPECIAL, 8X18 ..	1		
10	90122-K87-A00	WASHER, 8MM	1		
11	96600-06022-07	BOLT, SOCKET, 6X22	2		

F-24

SIDE COVER



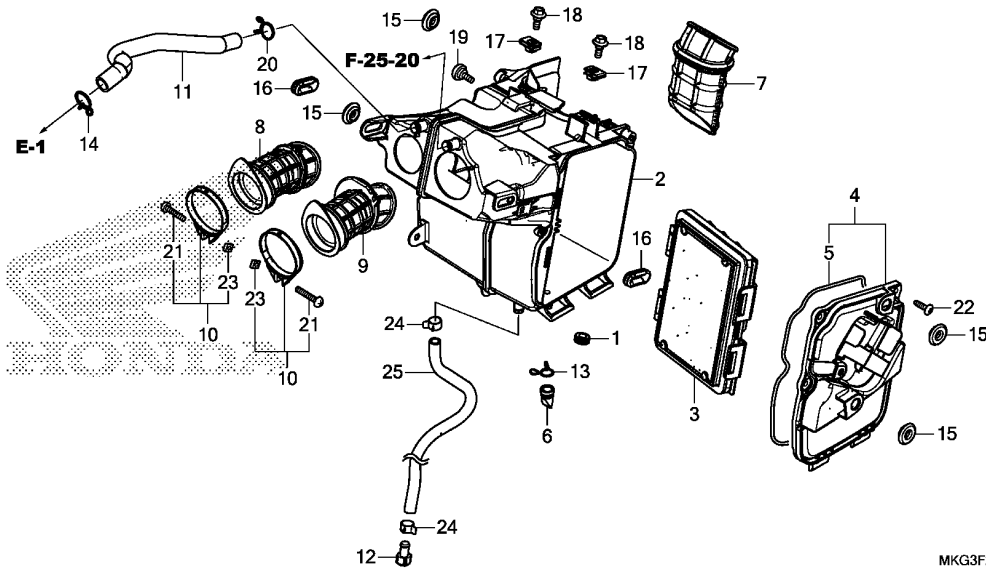
MKG3F2400

Ref. No.	L.O.N.	(Relative ref. Number) Description	F.R.T.
1	4111H9	COVER, SIDE :RIGHT	0.1
2	4111H8	COVER, SIDE :LEFT	0.1
	4111J0	COVER, SIDE :BOTH	0.1

Ref. No.	Part No.	Description	Reqd. QTY CMX500A H	Serial No.	Parts catalogue code
1	83510-K87-A00	COVER, R. SIDE	1		
2	83610-K87-A00	COVER, L. SIDE	1		

F-25

AIR CLEANER

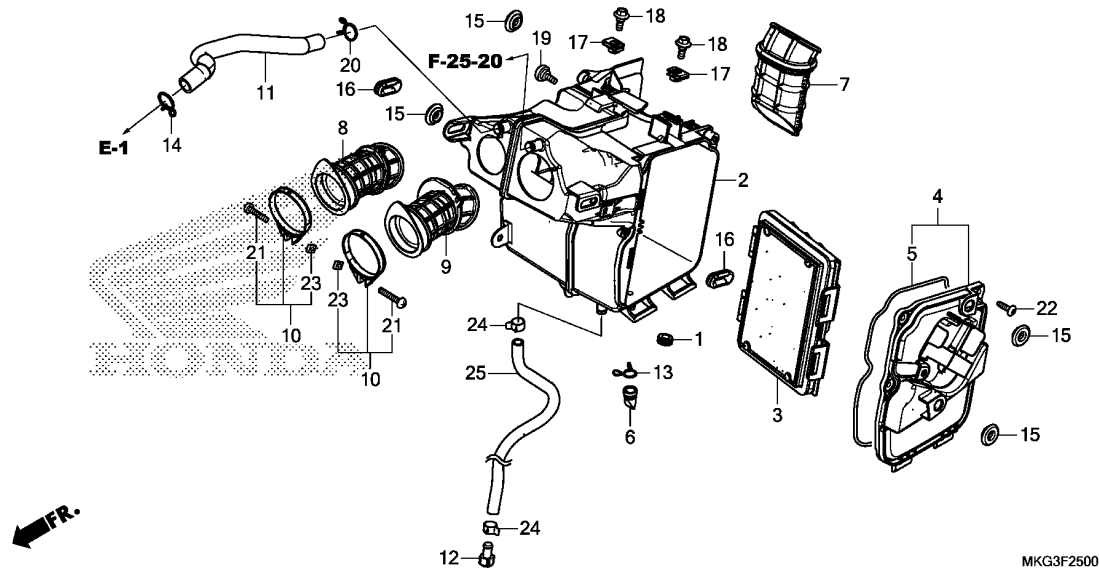


Ref. No.	L.O.N.	(Relative ref. Number) Description	F.R.T.
2	3121A5	CASE, AIR CLEANER	1.4
3		(4,5)	
	312105	ELEMENT, AIR CLEANER	0.1
7	3121D3	DUCT, AIR INTAKE	1.2
8	3121E4	TUBE, AIR CLEANER CONNECTING :RIGHT	1.3
9	3121E3	TUBE, AIR CLEANER CONNECTING :LEFT	1.3
	3121B9	TUBE, AIR CLEANER CONNECTING :FOR 1 VEHICLE	1.4

Ref. No.	Part No.	Description	Reqd. QTY CMX500A H	Serial No.	Parts catalogue code
1	11344-MB0-000	GROMMET A, RR. COVER(8X16X6.6)	1		
2	17210-MKG-A00	CASE COMP., AIR CLEANER	1		
3	17220-KZZ-J00	ELEMENT COMP., AIR CLEANER ..	1		
4	17230-K87-A00	COVER, AIR CLEANER	1		
5	17232-K87-A00	SEAL, AIR CLEANER	1		
6	17234-KCW-871	TUBE, AIR CLEANER DRAIN	1		
7	17241-MKG-A00	DUCT, AIR CLEANER	1		
8	17251-MKG-A00	TUBE, R. CONNECTING	1		
9	17252-MKG-A00	TUBE, L. CONNECTING	1		
10	17255-MKG-A00	BAND, AIR CLEANER CONNECTING TUBE(50)	2		
11	17265-MKG-A00	TUBE, BREATHER	1		
12	17370-419-700	PLUG, BREATHER TUBE	1		
13	17371-174-670	CLIP, BREATHER TUBE	1		
14	17724-102-700	CLIP, SUB TANK HOSE	1		
15	83551-376-000	GROMMET, SIDE COVER	4		
16	83601-MB0-000	GROMMET A, SIDE COVER	2		
17	84601-HC4-000	NUT, FENDER SETTING(6MM)	2		
18	90109-KZZ-900	BOLT, FLANGE, 6MM	2		
19	90121-K87-A00	SCREW, 6X13	1		
20	90646-657-000	CLIP, AIR HOSE, 16MM	1		
21	93500-04030-0G	SCREW, PAN, 4X30	2		
22	93903-25480	SCREW, TAPPING, 5X20	3		
23	94061-04001	NUT, SQUARE WELDING, 4MM	2		
24	95002-41200-08	CLAMP, TUBE(D12)	2		

F-25

AIR CLEANER

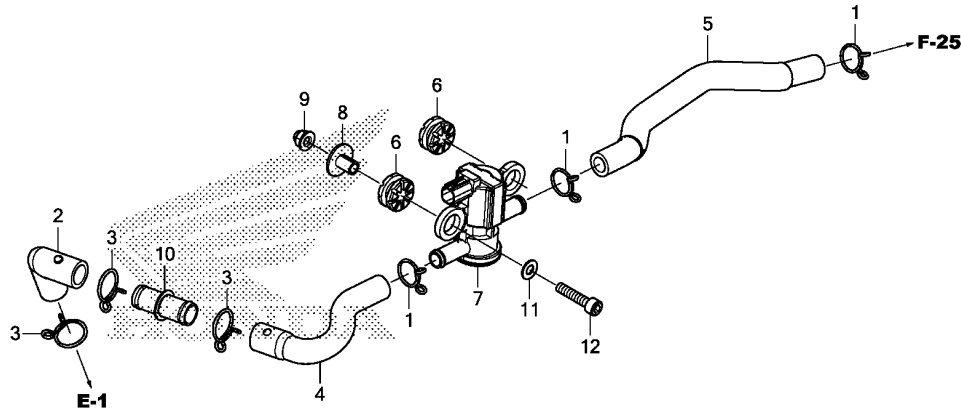


Ref. No.	Part No.	Description	Reqd. QTY CMX500A H	Serial No.	Parts catalogue code
----------	----------	-------------	---------------------------	------------	----------------------

25	95003-23039-60	TUBE, VINYL, 8X12X390 (95003-23001-60M)	1		
----	----------------	--	---	--	--

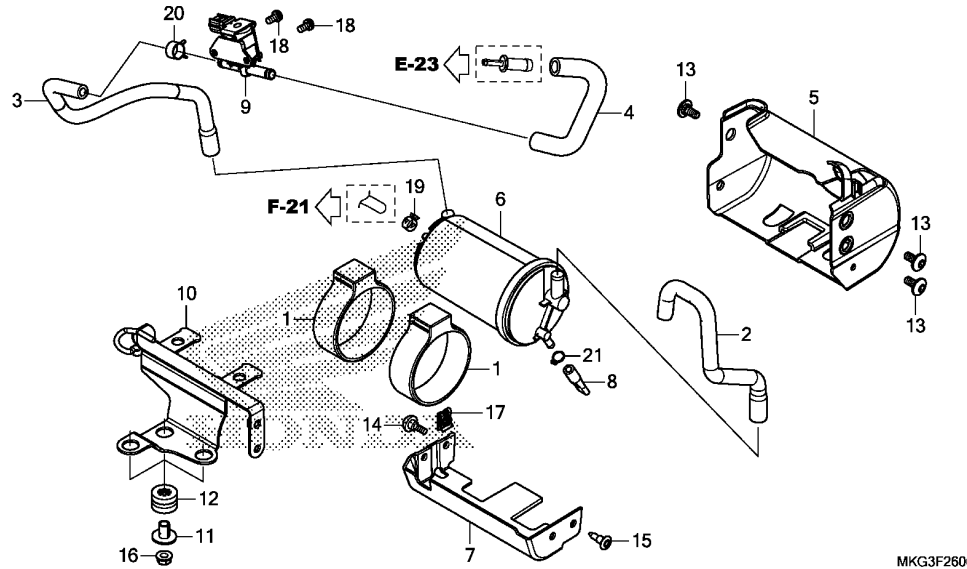


Ref. No.	L.O.N.	(Relative ref. Number) Description	F.R.T.
7	314130	VALVE, SECONDARY AIR CONTROL	0.9



MKG3F2520

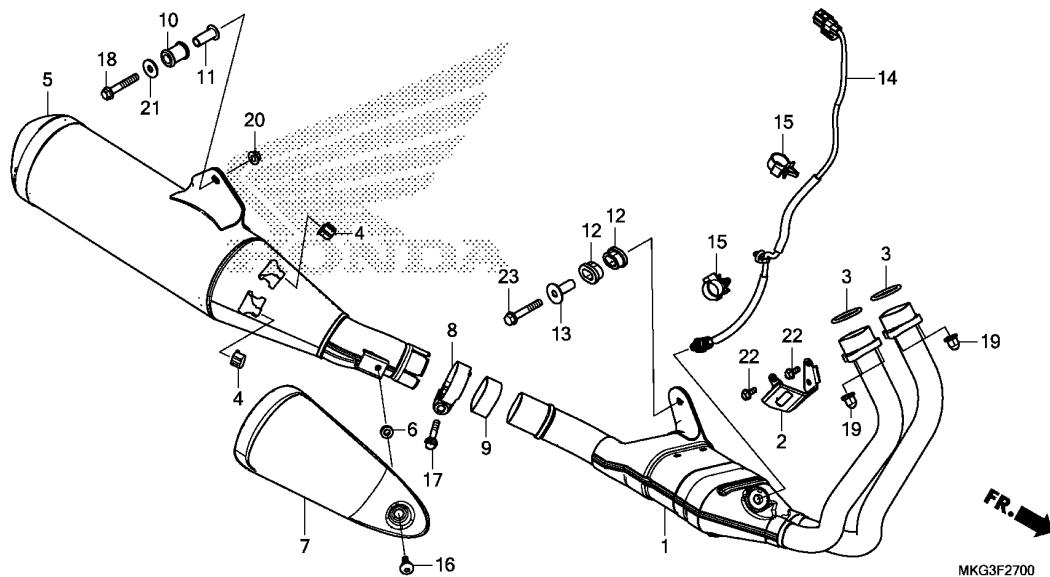
Ref. No.	Part No.	Description	Reqd. QTY CMX500A H	Serial No.	Parts catalogue code
1	15772-551-000	CLIP, BREATHER TUBE	3		
2	17552-MKG-A00	TUBE A, BREATHER	1		
3	17724-102-700	CLIP, SUB TANK HOSE	3		
4	18651-MKG-A00	TUBE A, AIR INJECTION	1		
5	18652-K87-A00	TUBE B, AIR INJECTION	1		
6	33115-KVK-900	RUBBER, HEADLIGHT	2		
7	36450-KVK-902	VALVE ASSY., AIR INJECTION SOLENOID	1		
8	61104-428-000	COLLAR, FR. FENDER	1		
9	90202-KCW-870	NUT, CAP, 6MM	1		
10	91463-MAL-600	JOINT, TUBE(14.5)	1		
11	94101-06800	WASHER, PLAIN, 6MM	1		
12	96600-06028-08	BOLT, SOCKET, 6X28	1		



Ref. No.	L.O.N.	(Relative ref. Number) Description	F.R.T.
5		(7)	
5	3141E1	COVER, CANISTER	0.1
6	3141A4	CANISTER	0.2
9	3141A9	VALVE, PURGE CONTROL	1.3

Ref. No.	Part No.	Description	Reqd. QTY CMX500A H	Serial No.	Parts catalogue code
1	17411-KPP-930	RUBBER, CANISTER MOUNTING	2	-----	E,ED
2	17413-K87-A00	TUBE, AIR	1	-----	E,ED
3	17414-K87-L50	TUBE, PURGE (PCSV-CANISTER) ..	1	-----	E,ED
4	17415-K87-L00	TUBE, PURGE CONTROL VALVE			
		JOINT	1	-----	E,ED
5	17421-K87-L00	COVER A, CANISTER	1	-----	E,ED
6	17421-KYJ-902	CANISTER COMP.	1	-----	E,ED
7	17422-K87-L00	COVER B, CANISTER	1	-----	E,ED
8	17431-K87-L00	TUBE, DRAIN	1	-----	E,ED
9	36162-MKA-D81	VALVE, PURGE CONTROL SOLENOID	1	-----	E,ED
10	50346-K87-L50	STAY COMP., CANISTER	1	-----	E,ED
11	61104-428-000	COLLAR, FR. FENDER	3	-----	E,ED
12	61304-415-000	RUBBER, HEADLIGHT CASE			
		MOUNTING	3	-----	E,ED
13	90111-K87-A00	SCREW, SPECIAL, 6X14	3	-----	E,ED
14	90115-KW7-900	SCREW, VISOR SPECIAL SETTING	1	-----	E,ED
15	90116-SP0-003	CLIP, BUMPER SEAL	1	-----	E,ED
16	90301-MG3-000	NUT, U, 6MM	3	-----	E,ED
17	90677-KAN-T00	NUT, CLIP, 5MM	1	-----	E,ED
18	93892-05010-08	SCREW-WASHER, 5X10	2	-----	E,ED
19	95002-40800-08	CLAMP, TUBE(D8)	1	-----	E,ED
20	95002-41200-08	CLAMP, TUBE(D12)	1	-----	E,ED
21	95002-50000	CLIP, TUBE(C9)	1	-----	E,ED



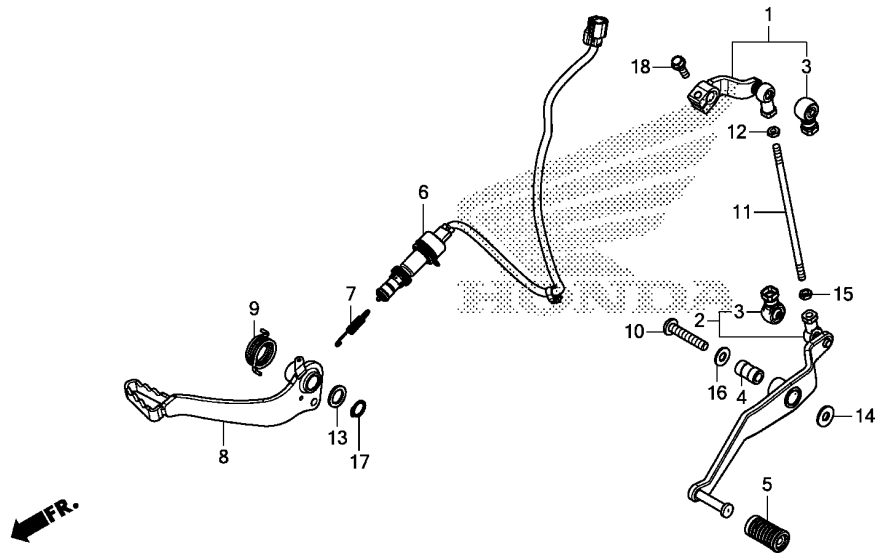


Ref. No.	L.O.N.	(Relative ref. Number) Description	F.R.T.
1	313110	PIPE, EXHAUST	0.7
3	3131B4	GASKET, EXHAUST PIPE	0.7
.NOTE: Same time for two units			
5	313120	MUFFLER	0.1
7	4111X4	COVER, MUFFLER	0.1
9	3131C4	GASKET, MUFFLER	0.1
14	617121	SENSOR, OXYGEN	0.7

Ref. No.	Part No.	Description	Reqd. QTY CMX500A H	Serial No.	Parts catalogue code
1	18150-MKG-D50	PIPE COMP., EX.	1		
2	18190-MGZ-J40	COVER, SENSOR	1		
3	18291-MN4-920	GASKET, EX. PIPE	2		
4	18293-MN0-000	RUBBER, PROTECTOR	2		
5	18310-MKG-A00	MUFFLER COMP.	1		
6	18345-MBT-610	RUBBER, PROTECTOR MOUNTING ..	1		
7	18355-K87-A00	COVER, MUFFLER	1		
8	18376-MG7-000	BAND, L. RR. MUFFLER	1		
9	18391-MJW-J01	PACKING, MUFFLER	1		
10	18421-MB0-000	RUBBER, MUFFLER MOUNTING	1		
11	18422-KAF-700	COLLAR, MUFFLER MOUNTING	1		
12	18422-MGZ-J00	RUBBER, EX. PIPE MOUNTING ...	2		
13	18423-MGZ-J00	COLLAR, EX. PIPE MOUNTING ...	1		
14	36531-MKG-A01	SENSOR, OXYGEN(NGK)	1		
15	53781-SEO-952	CLIP, RETURN HOSE	2		
16	90115-K87-A00	SCREW, PAN, 6X12	1		
17	90161-MCT-770	BOLT, FLANGE, 8X40	1		
18	90163-GHB-730	BOLT, FLANGE, 8X50	1		
19	90304-KPH-700	NUT, HEX. CAP, 8MM	4		
20	94050-08070	NUT, FLANGE, 8MM	1		
21	94103-08700	WASHER, PLAIN, 8MM	1		
22	95701-06014-07	BOLT, FLANGE, 6X14	2		
23	95701-08050-00	BOLT, FLANGE, 8X50	1		

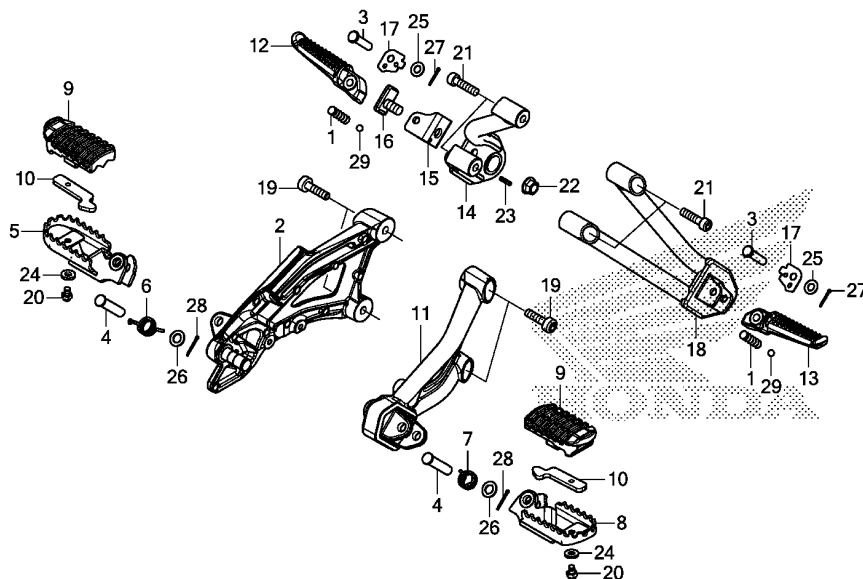
F-29

PEDAL



Ref. No.	L.O.N.	(Relative ref. Number) Description	F.R.T.
1	4101A2	ARM, GEAR CHANGE	0.2
2	4101A1	PEDAL, GEAR CHANGE	0.2
6	6151B5	SWITCH, REAR STOP :PEDAL SIDE	0.3
8	810160	PEDAL, REAR BRAKE	0.2
11	5101B5	ROD, CHANGE	0.2

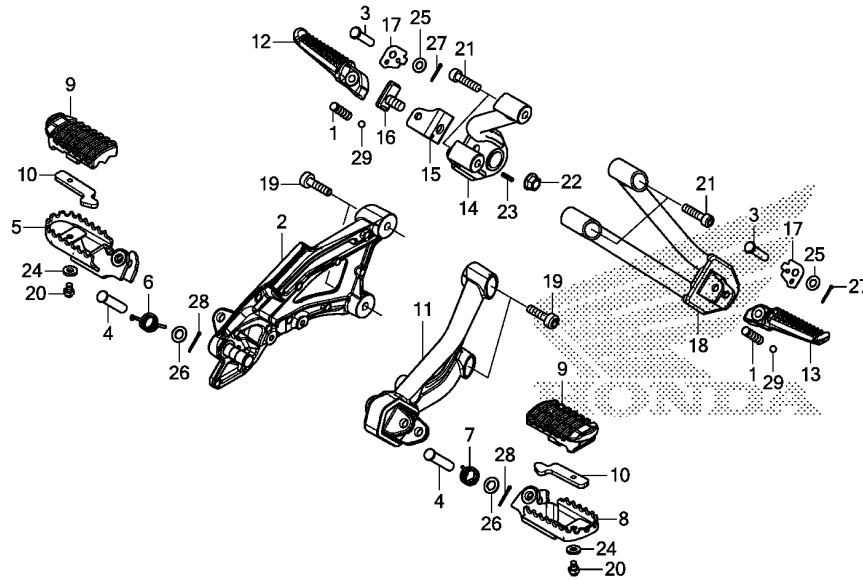
Ref. No.	Part No.	Description	Reqd. QTY CMX500A H	Serial No.	Parts catalogue code
1	24710-MGZ-J00	ARM COMP., GEAR CHANGE	1		
2	24720-MKG-A00	PEDAL COMP., GEAR CHANGE	1		
3	24724-MBW-D21	COVER, DUST	2		
4	24731-K87-A00	COLLAR, GEAR CHANGE PEDAL			
5	24781-KR3-770	RUBBER, GEAR CHANGE PEDAL ...	1		
6	35350-K87-A01	SWITCH ASSY., RR. STOP (TOYO DENSO)	1		
7	35357-K26-900	SPRING, STOP SWITCH	1		
8	46501-K87-A00	PEDAL COMP., RR. BRAKE	1		
9	46514-K87-A00	SPRING, BRAKE PEDAL	1		
10	90110-K87-A00	BOLT, SOCKET SPECIAL, 8X45 ..	1		
11	90165-MKG-A00	BOLT, TIE ROD	1		
12	90301-MGZ-J00	NUT, SPECIAL, 6MM (LEFT HAND THREAD)	1		
13	90451-GBL-870	WASHER, 14MM	1		
14	90526-K87-A00	WASHER, 8.5X20	1		
15	94001-06070-0S	NUT, HEX., 6MM	1		
16	94101-08000	WASHER, PLAIN, 8MM	1		
17	94511-14000	CIRCLIP, EXTERNAL, 14MM	1		
18	95701-06020-07	BOLT, FLANGE, 6X20	1		



MKG3F3000

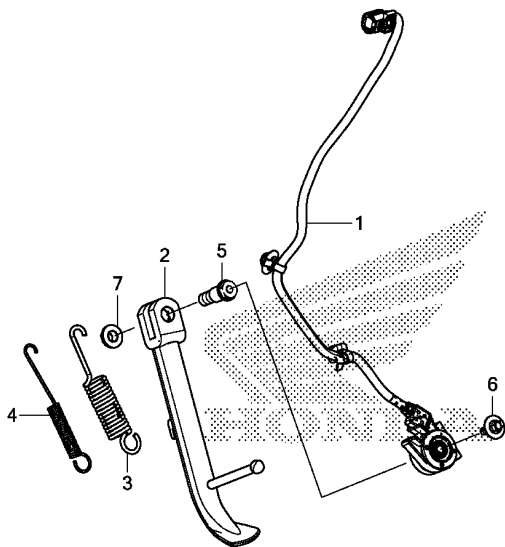
Ref. No.	L.O.N.	(Relative ref. Number) Description	F.R.T.
2	4101N2	HOLDER, STEP :RIGHT	0.3
5	4101C6	BAR, MAIN STEP :RIGHT	0.1
8	4101C5	BAR, MAIN STEP :LEFT	0.1
	4101J1	BAR, MAIN STEP :BOTH	0.2
9	4101D3	RUBBER, STEP :LEFT	0.1
	4101D4	RUBBER, STEP :RIGHT	0.1
	4101L8	RUBBER, STEP :BOTH	0.1
11	4101N1	HOLDER, STEP :LEFT	0.2
	4101N6	HOLDER, STEP :BOTH	0.4
12	4101C8	BAR, PILLION STEP :RIGHT	0.1
13	4101C7	BAR, PILLION STEP :LEFT	0.1
	4101P4	BAR, PILLION STEP :BOTH	0.2
14	4101D0	BRACKET, PILLION STEP :RIGHT ..	0.2
18	4101C9	BRACKET, PILLION STEP :LEFT ..	0.2
	4101K4	BRACKET, PILLION STEP :BOTH ..	0.3

Ref. No.	Part No.	Description	Reqd. QTY CMX500A H	Serial No.	Parts catalogue code
1	28333-300-000	SPRING, KICK STARTER STOPPER	2		
2	50600-K87-A00	HOLDER, R. STEP	1		
3	50603-GS9-010	PIN, MAIN STEP BAR JOINT	2		
4	50603-K87-A00	PIN, STEP JOINT	2		
5	50616-K87-A00	STEP COMP., R.	1		
6	50617-K87-A00	SPRING, R. STEP RETURN	1		
7	50618-K87-A00	SPRING, L. STEP RETURN	1		
8	50642-K87-A00	STEP COMP., L.	1		
9	50661-K87-A00	RUBBER, STEP	2		
10	50662-K87-A00	PLATE, STEP RUBBER SETTING ..	2		
11	50700-K87-A00	HOLDER, L. STEP	1		
12	50711-MGS-D30	ARM, R. PILLION STEP	1		
13	50712-MGS-D30	ARM, L. PILLION STEP	1		
14	50715-K87-A00	HOLDER COMP., R. PILLION STEP	1		
15	50716-K87-A00	BRACKET, PILLION STEP	1		
16	50717-K87-A00	BOLT, PILLION STEP BRACKET ..	1		
17	50718-MN8-000	PLATE, PILLION STEP CLICK ...	2		
18	50725-K87-A00	HOLDER COMP., L. PILLION STEP	1		
19	90116-K87-A00	BOLT, SOCKET, 8X32	4		
20	90118-K87-A00	BOLT, CAP, 6X8	2		
21	90155-K87-A00	BOLT, SOCKET, 8X32	4		
22	90304-KGH-901	NUT, U, 10MM	1		
23	90751-K87-A00	PIN, SPRING, 3X8	1		
24	94101-06700	WASHER, PLAIN, 6MM	2		
25	94102-08000	WASHER, PLAIN, 8MM	2		



MKG3F3000

Ref. No.	Part No.	Description	Reqd. QTY CMX500A H	Serial No.	Parts catalogue code
26	94102-10000	WASHER, PLAIN, 10MM	2		
27	94201-20150	PIN, SPLIT, 2.0X15	2		
28	94201-20180	PIN, SPLIT, 2.0X18	2		
29	96211-08000	BALL, STEEL, #8(1/4)	2		



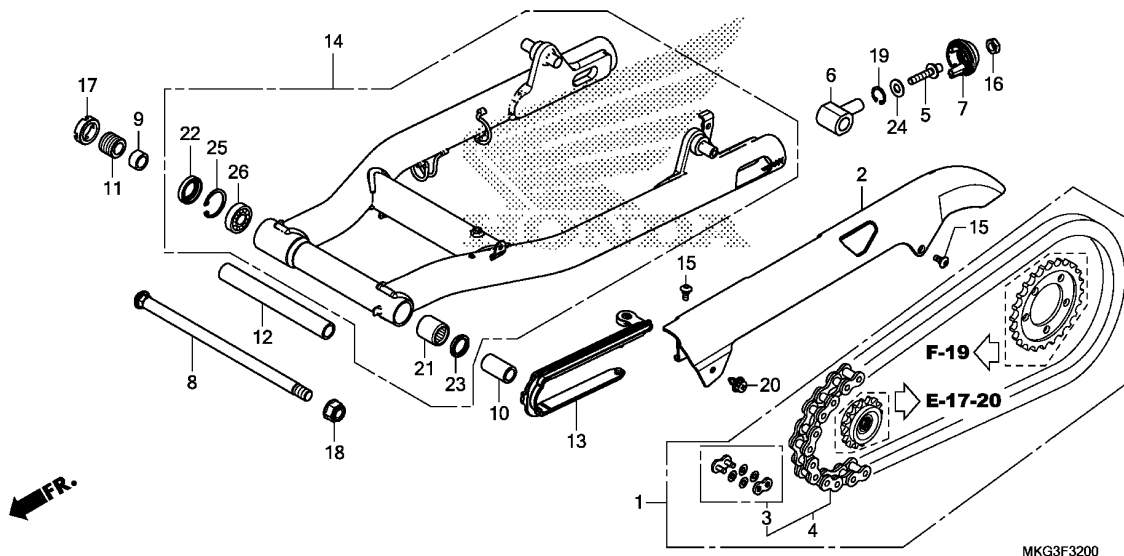
MKG3F3100

Ref. No.	L.O.N.	(Relative ref. Number) Description	F.R.T.
1	615195	SWITCH, SIDE STAND	0.3
2	410180	BAR, SIDE STAND	0.2
3		(4)	
	410182	SPRING, SIDE STAND	0.1

.NOTE: Same time for two units

3

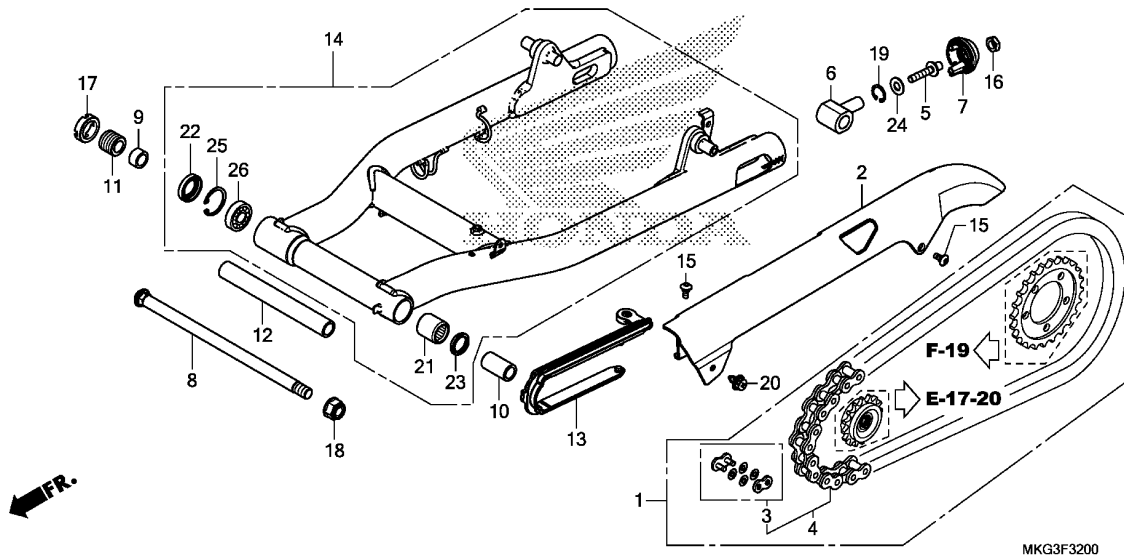
Ref. No.	Part No.	Description	Reqd. QTY CMX500A H	Serial No.	Parts catalogue code
1	35700-MKG-A01	SWITCH ASSY., SIDE STAND	1		
2	50530-K87-A00	BAR COMP., SIDE STAND	1		
3	50541-MB0-000	SPRING, SIDE STAND	1		
4	50542-MB0-611	SUB SPRING, SIDE STAND	1		
5	90108-MK6-670	BOLT, SIDE STAND PIVOT	1		
6	90147-KVY-900	BOLT, SWITCH SETTING	1		
7	90203-KVB-900	NUT, SIDE STAND	1		



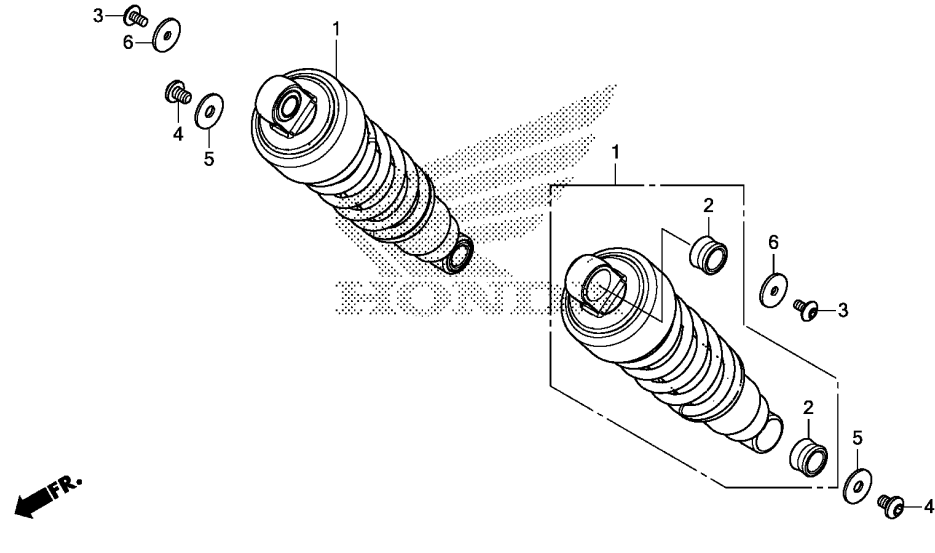
Ref. No.	L.O.N.	(Relative ref. Number) Description	F.R.T.
1	2131G4	CHAIN KIT, DRIVE	0.9
2	410195	CASE, DRIVE CHAIN	0.1
4	213165	CHAIN, DRIVE	0.5
13	4101E5	SLIDER, CHAIN	0.2
14	5121B0	SWINGARM ASSEMBLY	0.7
	5121B0J	.With canister add	0.1
21	5121C8	BEARING, SWINGARM PIVOT :LEFT	1.0
	5121C8H	.With canister add	0.1
26	5121C9	BEARING, SWINGARM PIVOT :RIGHT	0.8
	5121C9J	.With canister add	0.1
	5121D0	BEARING, SWINGARM PIVOT :BOTH	1.0
	5121D0H	.With canister add	0.1

Ref. No.	Part No.	Description	Reqd. QTY CMX500A H	Serial No.	Parts catalogue code
1	06406-MKG-D50	CHAIN KIT, DRIVE(520-15&40T) (STANDARD LINK 112L)	1	----- E,ED	
2	40510-K87-A00	CASE, DRIVE CHAIN	1		
3	40531-K87-A01	JOINT, DRIVE CHAIN(RK)	1		
	40545-KYJ-902	JOINT, DRIVE CHAIN(DAIDO) ...	1		
4	40540-K87-A02	CHAIN, DRIVE (RK) (RK520KL02-120LJFZ)	1		
	40540-KYJ-902	CHAIN, DRIVE(DAIDO) (DID520VF-120ZB)	1		
		(STANDARD LINK 112L)	1		
5	40542-K87-A00	BOLT, CHAIN ADJUSTING	2		
6	40543-K87-A00	ADJUSTER COMP., CHAIN	2		
7	40546-K87-A00	CAP, SWINGARM END	2		
8	52101-K87-A00	BOLT, SWINGARM PIVOT	1		
9	52105-K87-A00	COLLAR B, SWINGARM PIVOT	1		
10	52106-KYJ-900	COLLAR, PIVOT	1		
11	52109-K87-A00	BOLT, PIVOT ADJUSTING	1		
12	52141-K87-A00	COLLAR, PIVOT DISTANCE	1		
13	52170-K87-A00	SLIDER, CHAIN	1		
14	52200-K87-A00	SWINGARM SUB ASSY., RR.	1		
15	90115-MGZ-J00	SCREW, SPECIAL, 6X14	2		
16	90301-K87-A01	NUT, U, 10MM	2		
17	90302-K87-A00	NUT, LOCK, 26X1.5	1		
18	90305-KCJ-951	NUT, U, 14MM(FUJI SEIMITSU) -	1		
19	90651-K87-A00	CIRCLIP, INTERNAL(20)	2		





Ref. No.	Part No.	Description	Reqd. QTY		Serial No.	Parts catalogue code
			CMX500A	H		
20	90683-MBW-003	CLIP, BODY	1			
21	91071-MJO-003	BEARING, NEEDLE, 22X29X30(NTN)	1			
22	91213-MB2-006	DUST SEAL, 22X35X7(NOK)	1			
23	91283-ML7-003	DUST SEAL, 22X29X4(ARAI)	1			
24	94101-10700	WASHER, PLAIN, 10MM	2			
25	94520-35000	CIRCLIP, INTERNAL, 35MM	1			
26	96100-62020-10	BEARING, RADIAL BALL, 6202 ..	1			

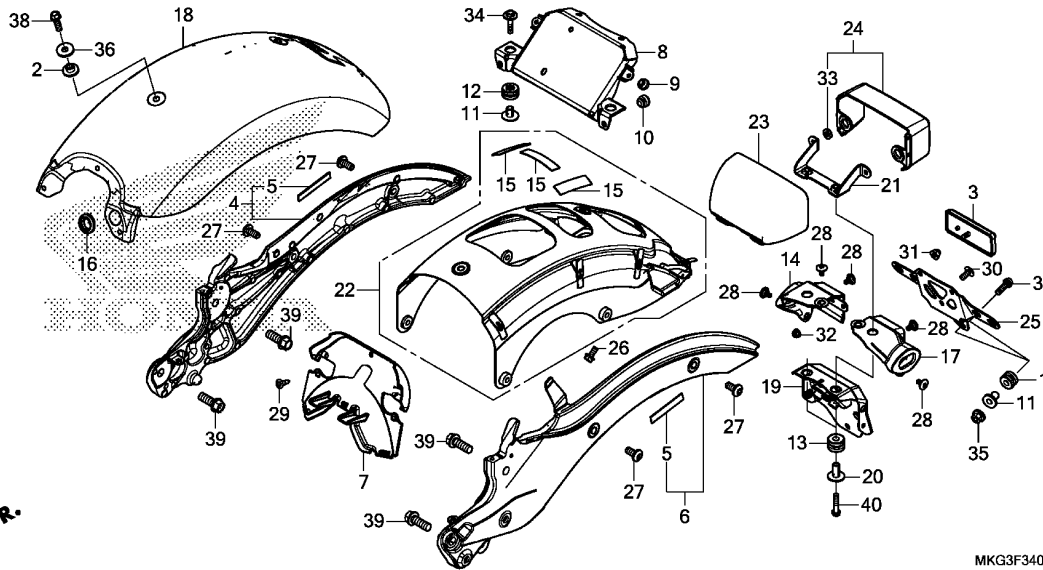


Ref. No.	L.O.N.	(Relative ref. Number) Description	F.R.T.
1	5121B6	CUSHION ASSY., REAR :LEFT	0.1
	5121B7	CUSHION ASSY., REAR :RIGHT	0.1
	5121B8	CUSHION ASSY., REAR :BOTH	0.2

Ref. No.	Part No.	Description	Reqd. QTY CMX500A H	Serial No.	Parts catalogue code
1	52400-MKG-A01	CUSHION ASSY., RR.(SHOWA)	2	----- E,ED,U	
	52400-MKG-305	2	----- IN	
2	52487-MZ1-003	BUSH A, DAMPER	4		
3	90101-K87-A00	BOLT, SOCKET SPECIAL, 6X12	2		
4	90109-K87-A00	BOLT, SOCKET SPECIAL, 8X12	2		
5	90502-K87-A00	WASHER, 8.5X26	2		
6	90503-K87-A00	WASHER, 6.5X26	2		

F-34

REAR FENDER



MKG3F3400

Ref. No.	L.O.N.	(Relative ref. Number) Description	F.R.T.
4	4101Z6	SEAT RAIL :RIGHT	0.5
6	4101Z5	SEAT RAIL :LEFT	0.5
	4101Z7	SEAT RAIL :BOTH	0.6
7	4131LD	COVER, REAR FENDER	0.2
14	4131LQ	COVER, REAR FENDER :RIGHT	0.5
17	4131LP	COVER, REAR FENDER :LEFT	0.5
	4131LR	COVER, REAR FENDER :BOTH	0.5
18	4131O2	FENDER, REAR	0.4
19	4131M7	STAY, REAR FENDER	0.5
22	4131CS	FRAME, SEAT	0.4
23	6161G8	COVER, TAILLIGHT	0.4
24	6161E2	BASE, TAILLIGHT	0.4

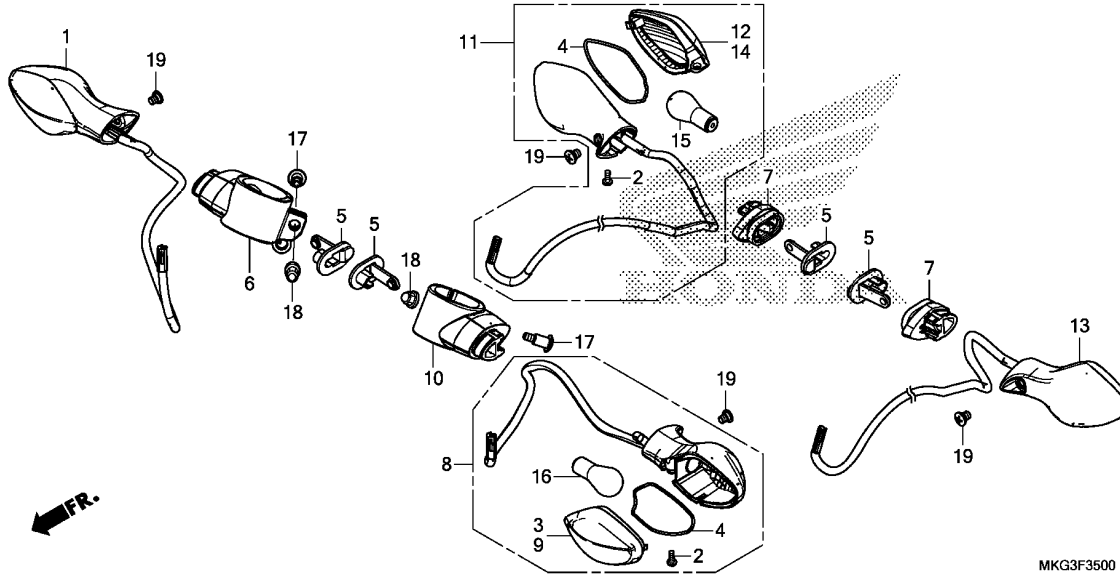
Ref. No.	Part No.	Description	Reqd. QTY CMX500A H	Serial No.	Parts catalogue code
1	17245-107-010	RUBBER, AIR CLEANER CASE MOUNTING	3		
2	18422-K87-A00	COLLAR, PILLION SEAT SETTING	1		
3	33741-KPL-902	REFLECTOR, REFLEX	1		
4	50240-K87-A00ZA	FRAME ASSY., R. RR. *NH105*...MAT BLACK (#15-#20)	1		
5	50242-K87-A00	RUBBER, RR. FRAME	10		
6	50245-K87-A00ZA	FRAME ASSY., L. RR. *NH105*...MAT BLACK (#15-#20)	1		
7	50327-K87-A00	BOX B, BATTERY	1		
8	50351-K87-A00	STAY, REGULATOR	1		
9	50352-GS6-000	RUBBER, LINK STOPPER	2		
10	50356-K87-A00	RUBBER, REGULATOR STAY MOUNTING	2		
11	61104-428-000	COLLAR, FR. FENDER	5	----- E,ED	
		(FOR RR.)	4	----- IN,U	
12	61304-415-000	RUBBER, HEADLIGHT CASE MOUNTING	2		
13	77206-MJ0-000	RUBBER, SEAT SETTING	2		
14	80101-K87-A00	FENDER A, R. RR.	1		
15	80102-K87-A00	RUBBER, RR. FENDER	5		
16	80103-K87-A00	RUBBER, TAILLIGHT CODE	1		
17	80106-K87-A00	FENDER A, L. RR.	1		
18	80110-K87-A00ZA	FENDER SET, RR.(WL) *TYPE3*.....	1		

F-34

REAR FENDER

Ref. No.	Part No.	Description	Reqd. QTY		Serial No.	Parts catalogue code
			CMX500A	H		
18)	80110-K87-A00ZB	FENDER SET, RR.(WL)				
		TYPE2	1			
	80110-K87-A00ZC	*TYPE1*	1			
19	80115-K87-A00	STAY COMP., RR. FENDER	1			
20	80116-K87-A00	COLLAR, TAILLIGHT	2			
21	80128-K87-A00	STAY, TAILLIGHT	1			
22	80130-K87-A00	PLATE ASSY., RR. FRAME	1			
23	80350-K87-A00	COVER, TAILLIGHT	1			
24	80355-K87-J00	GUARD, TAILLIGHT	1			
25	84700-K87-J00	BRACKET, NUMBER PLATE	1			
26	90102-KTM-D20	BOLT, FLANGE, 6X14	2			
27	90108-K87-A00	BOLT, SOCKET SPECIAL, 8X18	4			
28	90114-KPH-700	SCREW, SPECIAL, 5X11	5			
29	90116-SPO-003	CLIP, BUMPER SEAL	3			
30	90118-MGZ-D80	SCREW, PAN, 6X14	1			
31	90201-428-900	NUT, CAP, 6MM	2			
32	90301-KWN-901	NUT, U, 5MM	1			
33	90581-K87-A00	WASHER, PLAIN, 6MM	2			
34	93404-06028-00	BOLT-WASHER, 6X28	2			
35	94050-06000	NUT, FLANGE, 6MM	3	-----	-----	E,ED
			2	-----	-----	IN,U
36	94101-08700	WASHER, PLAIN, 8MM	1			
37	95701-06022-00	BOLT, FLANGE, 6X22	3	-----	-----	E,ED
			2	-----	-----	IN,U
38	95701-08018-07	BOLT, FLANGE, 8X18	1			
39	95701-10028-00	BOLT, FLANGE, 10X28	4			
40	96001-06028-00	BOLT, FLANGE, 6X28	2			



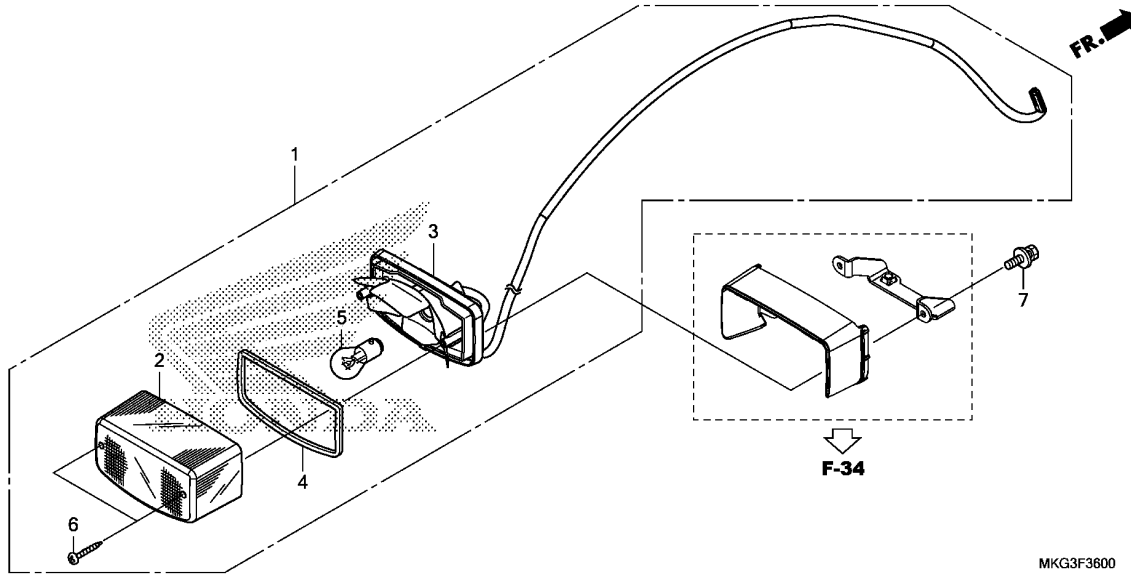


Ref. No.	L.O.N.	(Relative ref. Number) Description	F.R.T.
1	6161C4	WINKER :RIGHT FRONT	0.3
8	6161C3	WINKER :LEFT FRONT	0.3
	6161C5	WINKER :BOTH FRONT	0.4
11	6161C7	WINKER :RIGHT REAR	0.5
13	6161C6	WINKER :LEFT REAR	0.5
	6161C8	WINKER :BOTH REAR	0.6
15	616139	BULB, WINKER :REAR	0.1
		.NOTE: Same time for two units (3,4,9)	
16	616133	BULB, WINKER :FRONT	0.1
		.NOTE: Same time for two units	
	6161G0	BULB, WINKER :FOR 1 VEHICLE ..	0.2

Ref. No.	Part No.	Description	Reqd. QTY CMX500A H	Serial No.	Parts catalogue code
1	33400-K87-L51	LIGHT ASSY., R. FR. WINKER (12V 21/5W)	1		
2	33402-MGS-D31	SCREW, SPECIAL, 4X10	4		
3	33404-MGS-J32	LENS COMP., R. WINKER	1		
4	33405-MKA-D81	SEAL, GASKET	4		
5	33412-MGS-D30	STAY, WINKER	4		
6	33413-K87-A00	RUBBER, R. WINKER MOUNTING ..	1		
7	33413-MGZ-J40	RUBBER, WINKER MOUNTING	2		
8	33450-K87-A01	LIGHT ASSY., L. FR. WINKER (12V 21/5W)	1		
9	33454-MGS-J32	LENS COMP., L. WINKER	1		
10	33463-K87-A00	RUBBER, L. WINKER MOUNTING ..	1		
11	33600-K87-A01	LIGHT ASSY., R. RR. WINKER (12V 21W)	1		
12	33604-MGS-J32	LENS COMP., R. WINKER	1		
13	33650-K87-A01	LIGHT ASSY., L. RR. WINKER (12V 21W)	1		
14	33654-MGS-J32	LENS COMP., L. WINKER	1		
15	34904-MGZ-J01	BULB, WINKER LIGHT(P21W) ---- (RR.)	2		
16	34906-MGZ-J01	BULB, TAILLIGHT(P21/5W) (LIFE ELEX)			
		(FR. WINKER)	2		
17	90119-K87-A00	BOLT, SOCKET, 6X22	2		
18	90201-428-900	NUT, CAP, 6MM	2		
19	90380-MGS-D30	SCREW, SPECIAL, 6X8	4		

F-36

TAILLIGHT



MKG3F3600

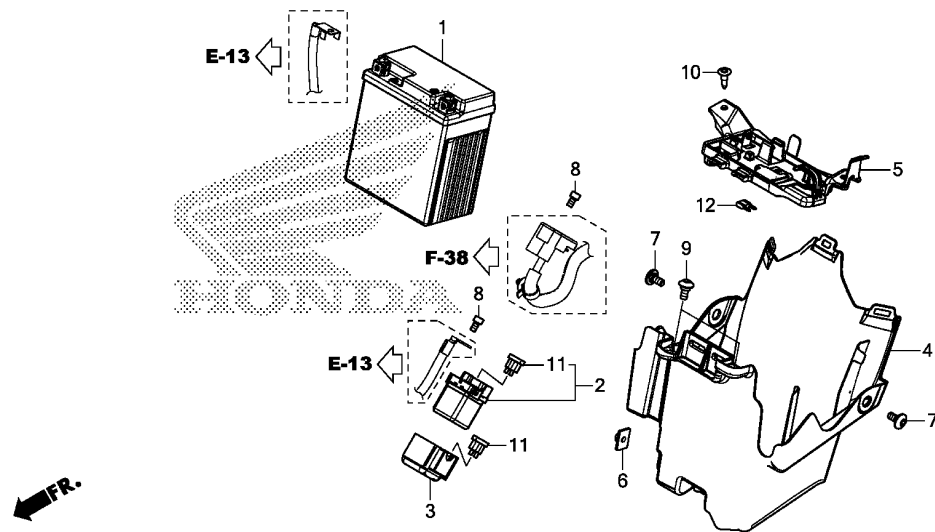
Ref. No.	L.O.N.	(Relative ref. Number) Description	F.R.T.
1	6161D5	TAILLIGHT UNIT	0.5
3	6161E7	SOCKET, TAILLIGHT	0.5
5		(2,4)	
	6161G1	BULB, TAILLIGHT	0.1

Ref. No.	Part No.	Description	Reqd. QTY CMX500A H	Serial No.	Parts catalogue code
1	33701-K87-J01	TAILLIGHT UNIT(12V 21/5W) (STANLEY)	1		
2	33702-KB7-013	LENS, TAILLIGHT(STANLEY)	1		
3	33703-K87-J01	SOCKET COMP., TAILLIGHT	1		
4	33709-KB7-003	PACKING, TAILLIGHT LENS	1		
5	34906-447-711	BULB, TAIL & STOP LIGHT (12V 21/5W)(STANLEY)	1		
6	90105-GAM-000	SCREW, TAPPING, 4X40	2		
7	93402-05016-08	BOLT-WASHER, 5X16	2		



F-37

BATTERY



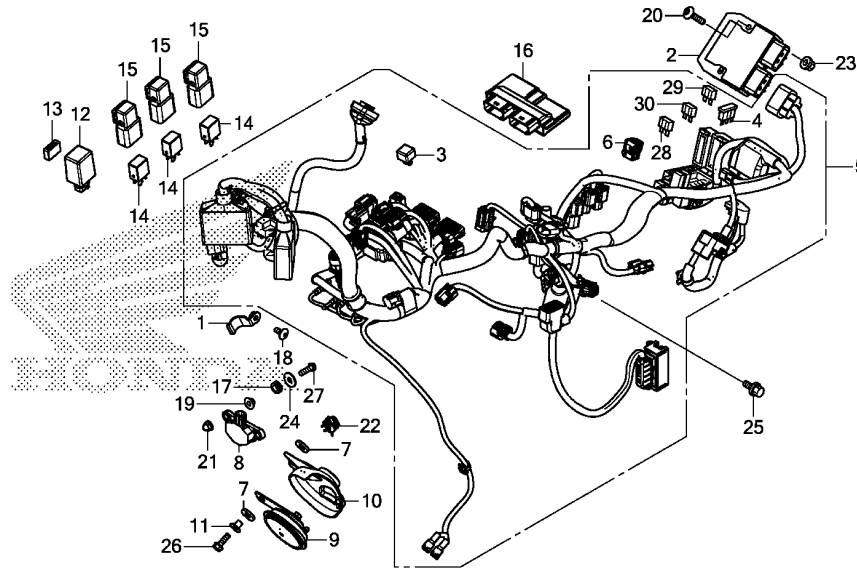
MKG3F3700

Ref. No.	L.O.N.	(Relative ref. Number) Description	F.R.T.
1	610100	BATTERY	0.2
2	615113	SWITCH, STARTER MAGNETIC	0.2
4	410185	BOX, BATTERY	0.5

Ref. No.	Part No.	Description	Reqd. QTY	Serial No.	Parts catalogue code
			CMX500A H		
1	31500-KZZ-J81	BATTERY (YTZ8V) (YUASA)	1	----- E,ED,U	
	31500-KZZ-L41	1	----- IN	
2	35850-MT4-000	SWITCH ASSY., STARTER MAGNETIC	1		
3	35856-MR5-000	RUBBER, SHOCK	1		
4	50325-K87-A00	BOX A, BATTERY	1		
5	50326-K87-A00	COVER, BATTERY	1		
6	61304-958-003	NUT, SPECIAL, 6X7	1		
7	90111-K87-A00	SCREW, SPECIAL, 6X14	2		
8	90111-MR5-000	BOLT, SOCKET, 5X9	2		
9	90115-MGZ-J00	SCREW, SPECIAL, 6X14	2		
10	90116-SPO-003	CLIP, BUMPER SEAL	2		
11	98200-33000	FUSE, BLADE(30A)	2		
12	98200-43000	FUSE, MINI(30A)	1		

3

WIRE HARNESS

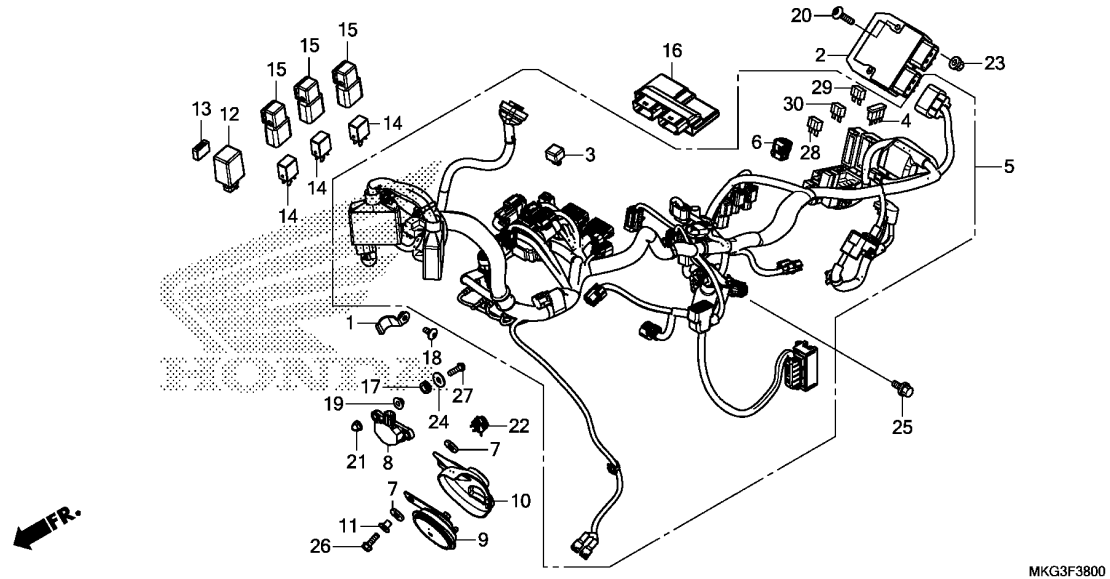


MKG3F3800

Ref. No.	L.O.N.	(Relative ref. Number) Description	F.R.T.
2	6131B2	RECTIFIER, REGULATE	0.4
3	6131B3	RECTIFIER, SILICON	0.5
4	6131B4	DIODE, THREE WAY	0.2
5	611100	HARNESS, WIRE	2.9
8	617125	SENSOR, BANK ANGLE	0.7
9		(10)	
	616169	HORN	0.2
12	6111C3	RELAY, WINKER	0.6
14	6111D9	RELAY, FAN CONTROL	0.6
	6111H0	RELAY, FI IGNITION	0.6
	6111G1	RELAY, FUEL PUMP	0.6
16	618135	ENGINE CONTROL MODULE(ECM) ...	0.6

Ref. No.	Part No.	Description	Reqd. QTY	Serial No.	Parts catalogue code
			CMX500A H		
1	19136-K87-A00	STAY, MAIN HARNESS	1		
2	31600-MGZ-J01	RECTIFIER ASSY., REGULATOR ..	1		
3	31700-MM8-610	RECTIFIER COMP., SILICON	1		
4	31730-MAS-601	DIODE ASSY., THREE WAY (SUMITOMO)	1		
5	32100-MKG-L50	HARNESS, WIRE	1	----- E,ED	
	32100-MKG-N50	1	----- IN	
	32100-MKG-C50	1	----- U	
6	32606-K44-V01	CAP, DUMMY(WPC 4P 090 M)(RED)	1		
7	33714-KL3-620	RUBBER, TAILLIGHT BRACKET ...	2		
8	35160-KVS-751	SENSOR ASSY., BANK ANGLE(M6)	1		
9	38110-MGZ-J01	HORN COMP.(HIGH)	1		
10	38111-MGZ-J00	HEAT GUARD, HORN	1		
11	38117-MGZ-J00	COLLAR, HORN SETTING	1		
12	38301-MJE-D02	RELAY COMP., WINKER(MITSUBA)	1		
13	38306-MGZ-K00	SUSPENSION, WINKER RELAY	1		
14	38501-MCS-G01	RELAY COMP., POWER (MICRO ISO 4P)	3		
15	38506-MCS-G00	SUSPENSION, POWER RELAY	3		
16	38770-MKG-D52	PGM-FI UNIT	1	----- E,ED	
	38770-MKG-N52	1	----- IN	
	38770-MKG-A02	1	----- U	
17	64535-MFJ-D00	RUBBER, SIDE COVER	2		
18	90118-MGZ-D80	SCREW, PAN, 6X14	1		
19	90129-MGZ-J00	COLLAR, BANK ANGLE SENSOR ...	2		
20	90130-KYJ-900	SCREW, PAN, 6X22	2		



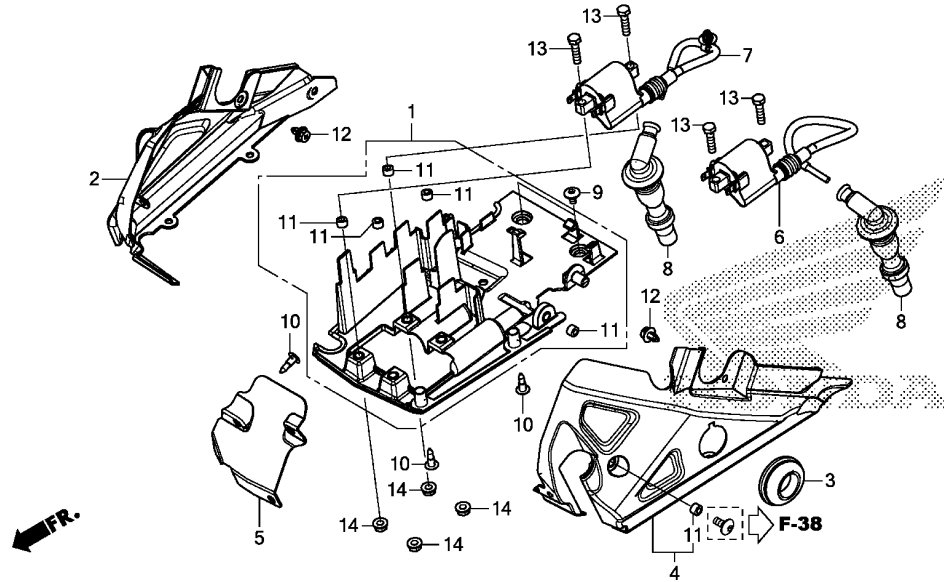


Ref. No.	Part No.	Description	Reqd. QTY CMX500A H	Serial No.	Parts catalogue code
21	90202-KCW-870	NUT, CAP, 6MM	2		
22	90690-GHB-631	CLIP, CABLE, 8MM	1		
23	94050-06070	NUT, FLANGE, 6MM	2		
24	94103-06800	WASHER, PLAIN, 6MM	2		
25	95701-06014-08	BOLT, FLANGE, 6X14	1		
26	95701-06020-07	BOLT, FLANGE, 6X20	1		
27	95701-06022-08	BOLT, FLANGE, 6X22	2		
28	98200-40750	FUSE, MINI (7.5A)	6	----- E,ED,U	
			5	----- IN	
29	98200-41500	FUSE, MINI (15A)	4		
30	98200-43000	FUSE, MINI (30A)	2		

3

F-38-20

IGNITION COIL

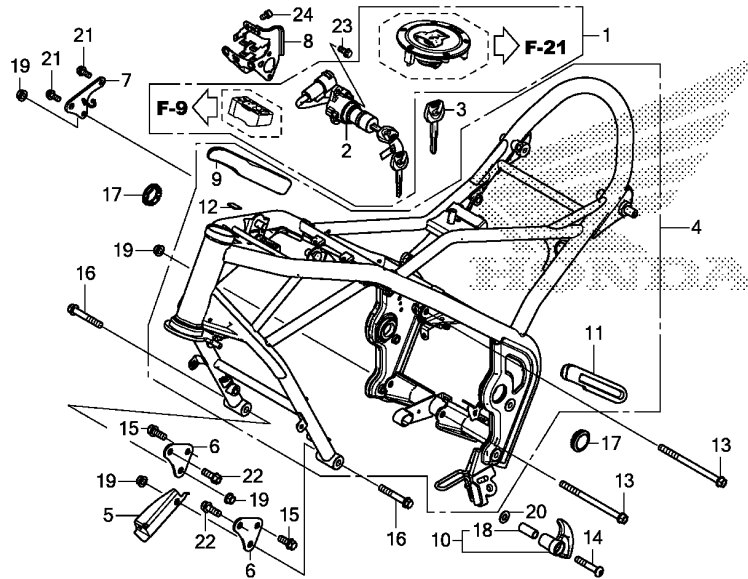


Ref. No.	L.O.N.	(Relative ref. Number) Description	F.R.T.
1	6181C4	TRAY, CONTROL UNIT	1.0
2	4131DZ	COVER, CENTER :RIGHT	1.1
4	4131DY	COVER, CENTER :LEFT	1.1
	4131EA	COVER, CENTER :BOTH	1.1
5	4131Z7	COVER, CENTER	1.1
6	6141C8	COIL, IGNITION :LEFT	1.1
7	6141C9	COIL, IGNITION :RIGHT	1.1
	6141A5	COIL, IGNITION :FOR 1 VEHICLE	1.4
8	6141E3	CAP, NOISE SUPPRESSOR	0.2
	6141E4	CAP, NOISE SUPPRESSOR	
		:FOR 1 VEHICLE	0.3

Ref. No.	Part No.	Description	Reqd. QTY CMX500A H	Serial No.	Parts catalogue code
1	19125-K87-A00	TRAY, IGNITION COIL	1		
2	19130-K87-A00	COVER, R. IGNITION COIL TRAY	1		
3	19131-K87-A00	COVER, KEY	1		
4	19135-K87-A00	COVER, L. IGNITION COIL TRAY	1		
5	19140-K87-A00	COVER, CENTER IGNITION TRAY	1		
6	30510-MGZ-J01	COIL COMP., L. IGNITION	1		
7	30510-MKG-A01	COIL COMP., IGNITION (TOYO DENSO)	1		
8	30700-K87-A01	CAP ASSY., NOISE SUPPRESSOR	2		
9	90114-KPH-700	SCREW, SPECIAL, 5X11	2		
10	90116-SPO-003	CLIP, BUMPER SEAL	7		
11	90312-GFM-970	COLLAR, BODY COVER	6		
12	90683-MBW-003	CLIP, BODY	2		
13	92101-06025-0A	BOLT, HEX., 6X25	4		
14	94050-06080	NUT, FLANGE, 6MM	4		

F-39

FRAME BODY



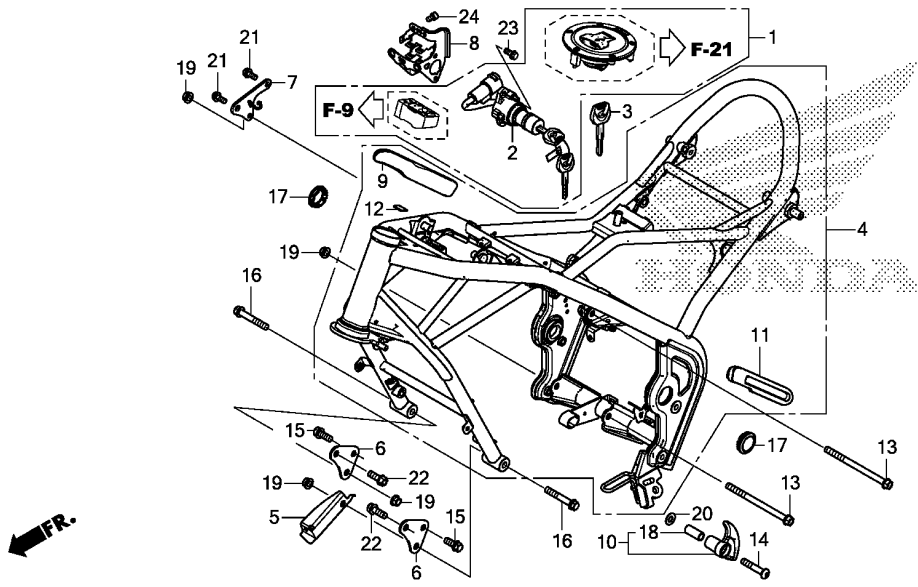
MKG3F3900

Ref. No.	L.O.N.	(Relative ref. Number) Description	F.R.T.
1	6151A1	KEY SET	1.2
2	615146	SWITCH, IGNITION	0.6
4	410100	BODY, FRAME	7.4
.INCLUDES: Engine removal and installation			

Ref. No.	Part No.	Description	Reqd. QTY CMX500A H	Serial No.	Parts catalogue code
1	35010-MKG-D50	KEY SET	1	-----	E,ED
	35010-K87-A00	1	-----	IN,U
2	35100-K87-J01	SWITCH ASSY., COMBINATION (HONDA LOCK)	1	-----	E,ED
	35100-K87-A01	1	-----	IN,U
3	35121-MAS-G01	KEY, BLANK	(1)	-----	
4	50010-MKG-A00ZA	BODY SET, FRAME	1	-----	
	NH1BLACK	1	-----	
5	50170-MKG-A00	STAY, HORN	1	-----	
6	50201-MKG-A00	PLATE, FR. ENGINE HANGER	2	-----	
7	50202-MKG-A00	PLATE C, ENGINE HANGER	1	-----	
8	53180-K87-A00	STAY, COMBINATION SWITCH	1	-----	
9	64311-MKG-A00	GUARD, R. HEAT	1	-----	
10	64312-MKG-A00	GUARD COMP., HEAT	1	-----	
11	64321-MKG-A00	GUARD, L. HEAT	1	-----	
12	86150-KPG-901	EMBLEM, PRODUCT(MARUI)	1	-----	
13	90103-MKG-A00	BOLT, FLANGE, 10X145	2	-----	
14	90107-MGR-670	BOLT, SOCKET, 10X54	1	-----	
15	90165-GHB-670	BOLT, FLANGE, 10X25	2	-----	
16	90165-GHB-760	BOLT, FLANGE, 10X65	2	-----	
17	90307-K87-A00	CAP, PIVOT	2	-----	
18	90510-MKG-A00	COLLAR, 15X33.5	1	-----	
19	94050-10070	NUT, FLANGE, 10MM	4	-----	
20	94101-10700	WASHER, PLAIN, 10MM	1	-----	
21	95701-08018-07	BOLT, FLANGE, 8X18	2	-----	

F-39

FRAME BODY



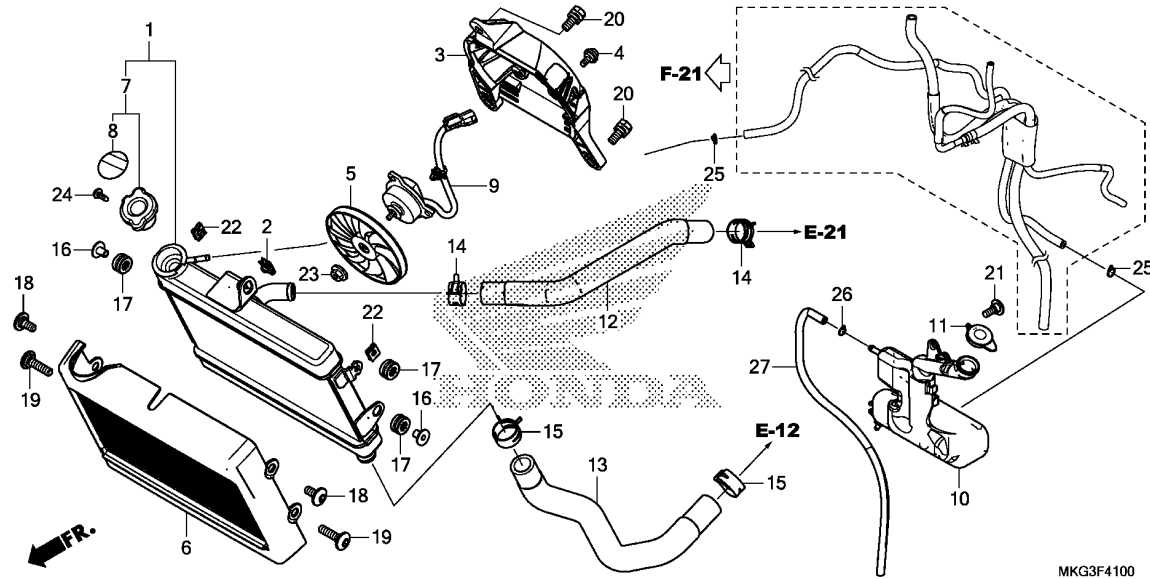
MKG3F3900

Ref. No.	Part No.	Description	Reqd. QTY		Serial No.	Parts catalogue code
			CMX500A	H		
22	95701-10028-07	BOLT, FLANGE, 10X28	2			
23	96001-06014-07	BOLT, FLANGE, 6X14	2			
24	96600-06010-08	BOLT, SOCKET, 6X10	2			



F-41

RADIATOR



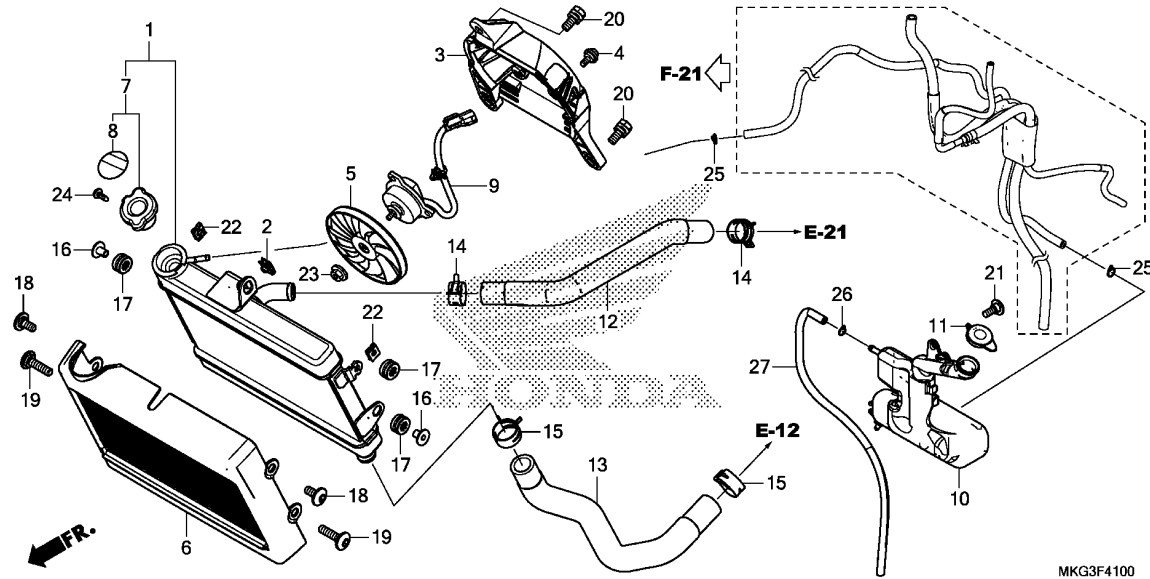
Ref. No.	L.O.N.	(Relative ref. Number) Description	F.R.T.
1	1151C3	RADIATOR	0.9
3	115125	SHROUD, RADIATOR	0.9
5	1151A6	FAN, COOLING	0.9
6	1151B1	GRILLE, RADIATOR	0.1
7	1151B8	CAP, RADIATOR	0.1
9	1151A7	MOTOR, FAN	1.0
10	115110	TANK, RADIATOR RESERVE	1.7
12	115103	HOSE, RADIATOR :UPPER	0.4
13	115104	HOSE, RADIATOR :LOWER	0.4

Ref. No.	Part No.	Description	Reqd. QTY	Serial No.	Parts catalogue code
			CMX500A H		
1	19010-MKG-D51	RADIATOR COMP.(T.RAD)	1	----- E,ED	
	19010-MKG-T51	1	----- IN	
	19010-MKG-A01	1	----- U	
2	19014-KEA-003	NUT, SETTING(6MM)	1		
3	19015-K87-A01	SHROUD COMP.	1		
4	19016-KEA-003	SCREW, PAN, 4X8.5	3		
5	19020-KVZ-631	FAN COMP., COOLING	1		
6	19032-K87-A00	GRILLE, RADIATOR	1		
7	19037-KZZ-G41	CAP COMP., RADIATOR(T.RAD) ..	1	----- E,ED	
	19037-K15-921	1	----- IN	
	19037-KZZ-D11	1	----- U	
8	19046-MCA-G61	LABEL, RADIATOR CAP	1	----- E,ED	
	19046-K15-921	1	----- IN	
	19046-PAA-A00	1	----- U	
9	19080-K87-A01	MOTOR ASSY., FAN	1		
10	19101-K87-A00	TANK, RADIATOR RESERVE	1		
11	19109-KBP-900	CAP, RESERVE TANK	1		
12	19501-MKG-A00	HOSE, RADIATOR UPPER	1		
13	19502-MKG-A00	HOSE, RADIATOR LOWER	1		
14	19531-MJW-J00	CLIP, WATER HOSE(D27)	2		
15	19533-MJW-J00	CLIP, WATER HOSE(D30)	2		
16	61102-KTY-D30	COLLAR, RADIATOR MOUNTING ...	2		
17	61304-415-000	RUBBER, HEADLIGHT CASE MOUNTING	3		
18	90111-K87-A00	SCREW, SPECIAL, 6X14	2		
19	90112-K87-A00	SCREW, SPECIAL, 6X25	2		

3

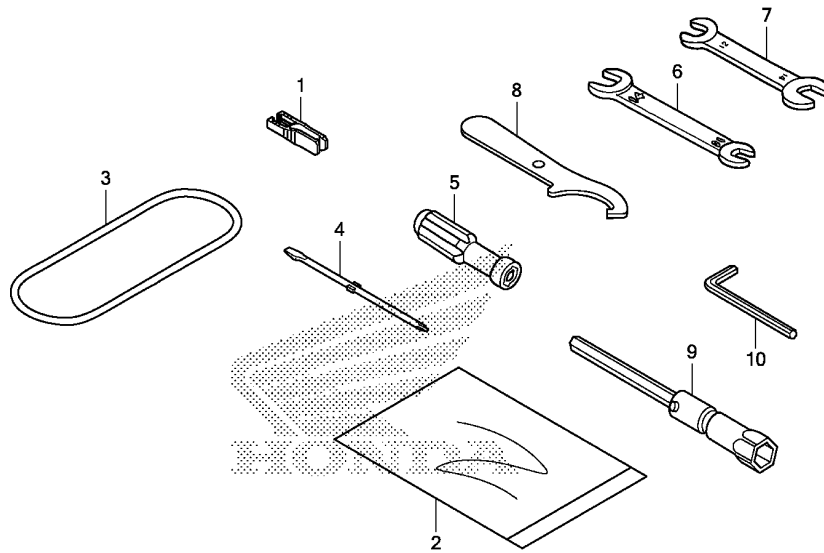
F-41

RADIATOR



Ref. No.	Part No.	Description	Reqd. QTY CMX500A H	Serial No.	Parts catalogue code
20	90120-KCR-003	BOLT-WASHER, 6X16	3		
21	90134-KPP-T00	SCREW, PAN, 5X14	1		
22	90303-MGZ-J40	NUT, CLIP, 6MM	2		
23	90315-MFL-003	NUT, FLANGE, 3MM	1		
24	93901-22020	SCREW, TAPPING, 3X6	1		
25	95002-02100	CLIP, TUBE(B10)	2		
26	95002-50000	CLIP, TUBE(C9)	1		
27	95005-50410-30	TUBE, 5X410(95005-50001-30M)	1		



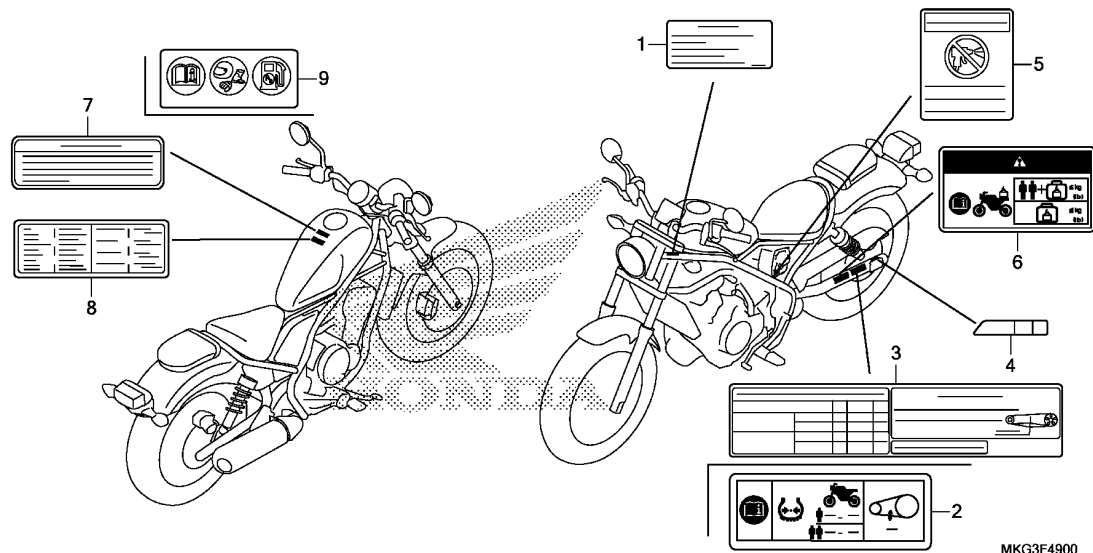


MKG3F4800

Ref. No.	L.O.N.	(Relative ref. Number) Description	F.R.T.
----------	--------	---------------------------------------	--------

NO INFORMATION

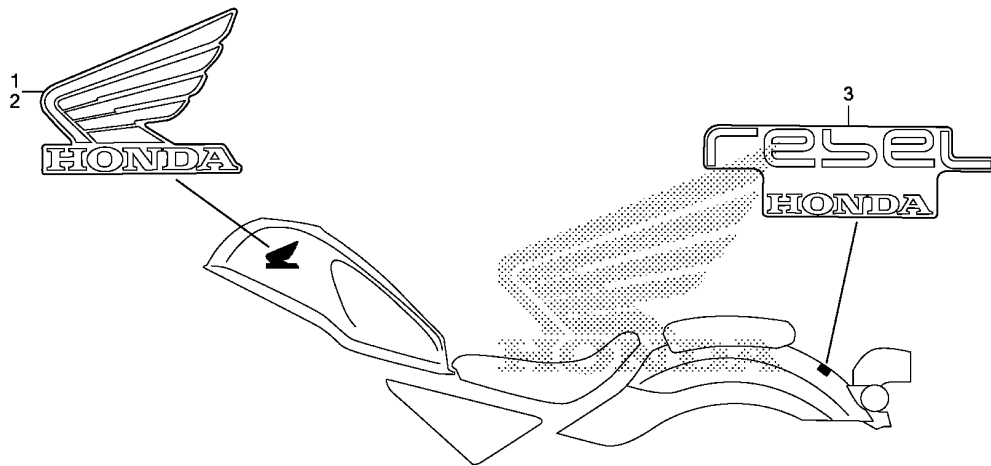
Ref. No.	Part No.	Description	Reqd. QTY CMX500A H	Serial No.	Parts catalogue code
1	38235-S04-003	PULLER, MINI FUSE(SUMITOMO)	1		
2	77251-GR1-000	BAG, SERVICE BOOK	1		
3	83606-KWS-901	BAND, TOOL	1		
4	89102-538-000	DRIVER, SCREW(NO.2 + -)	1		
5	89103-538-000	GRIP	1		
6	89211-KWW-640	SPANNER, 10X14	1		
7	89213-KWW-601	SPANNER, 12X14(ATC)	1		
8	89215-404-670	SPANNER, PIN	1		
9	89216-MAT-000	WRENCH, PLUG(16.5)	(1)		
10	89221-429-000	WRENCH, HEX., 5MM	1		



Ref. No.	L.O.N.	(Relative ref. Number) Description	F.R.T.
NO INFORMATION			

Ref. No.	Part No.	Description	Reqd. QTY CMX500A H	Serial No.	Parts catalogue code
1	87125-KZZ-G60	LABEL, MANUFACTURER	1	----- E,ED	
2	87505-MKG-D50	LABEL, TIRE & DRIVE CHAIN (PICTOGRAPH)	1	----- E,ED,U	
3	87505-MKG-N50	LABEL, TIRE & DRIVE CHAIN (INDONESIAN)	1	----- IN	
4	87508-MJJ-D31	LABEL, CHAIN ADJUSTER	1		
5	87509-KWW-A40	LABEL, AIR CLEANER ELEMENT NOTICE(INDONESIAN)	1	----- IN	
6	87512-MKG-D50	LABEL, ACCESSORIES & LOADING (PICTOGRAPH)	1	----- E,ED	
7	87560-KVB-930	LABEL, DRIVE CAUTION (INDONESIAN)	1	----- IN	
8	87560-MGP-F01	LABEL, FRENCH TRANSLATION ...	1	----- ED	
9	87586-MJN-D10	LABEL, FUEL & DRIVE (PICTOGRAPH)	1	----- E,ED	
	87586-MGN-D00	1	----- U	





MKG3F5000

Ref. (Relative ref. Number) F.R.T.
No. L.O.N. Description

NO INFORMATION

3

Ref. No.	Part No.	Description	Reqd. QTY CMX500A H	Serial No.	Parts catalogue code
1	86201-K87-A00ZA	MARK, R. WING(85MM)			
		TYPE5	1		
	86201-K87-A00ZD	*TYPE2*	1		
	86201-K87-A00ZE	*TYPE1*	1		
2	86202-K87-A00ZA	MARK, L. WING(85MM)			
		TYPE5	1		
	86202-K87-A00ZD	*TYPE2*	1		
	86202-K87-A00ZE	*TYPE1*	1		
3	86801-K87-A00ZA	MARK, RR. FENDER			
		TYPE3	1		
	86801-K87-A00ZB	*TYPE2*	1		
	86801-K87-A00ZC	*TYPE1*	1		

PART NO. INDEX

Part Number	Page	Ref.	Part Number	Page	Ref.	Part Number	Page	Ref.	Part Number	Page	Ref.	Part Number	Page	Ref.	Part Number	Page	Ref.
06000			13215-MGZ-J01	45	7	14923-KT7-013	32	14	15410-MFJ-D01	42	10	17415-K87-L00	81	4	19046-K15-921	100	8
			13215-ML7-000	45	8	14924-KT7-013	32	14	15515-MGZ-J00	43	5	17417-MKG-A00	75	5	19046-MCA-G61	100	8
06111-MGZ-A00	53	1	13216-MGZ-J01	45	7	14925-KT7-013	32	14	15611-KA4-710	35	7	17417-MKG-T50	75	5	19046-PAA-A00	100	8
06112-MJW-J00	54	1	13217-MGZ-J01	45	7	14926-KT7-013	32	14	15772-551-000	80	1	17421-K87-L00	81	5	19060-MGZ-J00	43	6
06406-MKG-D50	87	1	13218-MGZ-J01	45	7	14927-KT7-013	32	14				17421-KYJ-902	81	6	19080-K87-A01	100	9
06410-MGS-D30	73	1	13300-MGZ-D01	45	9	14928-KT7-013	32	14	16000			17422-K87-L00	81	7	19101-K87-A00	100	10
06431-MA3-405	68	1	13313-MW0-003	45	10	14929-KT7-013	32	14	16060-MGZ-D01	51	1	17431-K87-L00	81	8	19109-KBP-900	100	11
06435-MGZ-J01	72	1	13314-MW0-003	45	10	14930-KT7-013	32	14	16060-MKG-L01	51	1	17520-MKG-A00ZC	75	6	19125-K87-A00	97	1
06451-443-405	72	2	13315-MW0-003	45	10	14931-KT7-013	32	14	16081-KPH-701	51	2	17520-MKG-A00ZE	75	6	19126-KM1-010	52	25
06455-K40-F11	68	2	13316-MW0-003	45	10	14932-KT7-013	32	14	16082-KPH-701	51	3	17520-MKG-A00ZF	75	6	19130-K87-A00	97	2
			13317-MW0-003	45	10	14933-KT7-013	32	14	16083-MGZ-D01	51	4	17520-MKG-A00ZG	75	6	19131-K87-A00	97	3
			13420-MKG-A00	45	11	14934-KT7-013	32	14	16084-MGZ-D01	51	5	17520-MKG-A00ZG	75	6	19135-K87-A00	97	4
11000						14935-KT7-013	32	14	16085-MGZ-D01	51	6	17570-MKG-A01	75	7	19136-K87-A00	95	1
11000-MGZ-J01	43	1	14000			14936-KT7-013	32	14	16085-MGZ-D01	51	6	17574-MGS-D30	75	8	19140-K87-A00	97	5
11000-MKG-D50	43	1				14937-KT7-013	32	14	16188-MKG-A00	51	7	17580-MKG-A00	75	9	19200-MGZ-305	40	1
11103-MGZ-J00	43	2	14110-MKG-A00	31	2	14938-KT7-013	32	14	16211-MKG-A00	29	6	17611-KPK-900	75	10	19220-MGZ-J00	40	2
11140-MGZ-J00	43	3	14210-MGZ-J00	31	3	14939-KT7-013	32	14	16217-MGZ-J00	29	7	17613-K87-A00	75	11	19226-MGZ-J00	40	3
11210-MJW-J00	42	1	14311-MGZ-J00	45	12	14940-KT7-013	32	14	16400-MJW-L01	51	8	17620-KZZ-J01	75	12		54	1
11321-MJW-J80	38	1	14401-MGZ-J01	34	1	14941-KT7-013	32	14	16400-MKG-L01	51	8	17621-MGP-D61	75	13	19300-MCJ-003	50	1
11330-MJW-J80	35	1	14430-MGZ-J00	31	4	14942-KT7-013	32	14	16410-MJW-J01	51	9	17724-102-700	78	14	19305-MGZ-J01	50	2
11332-MGZ-J00	35	2	14440-MGZ-J00	31	5	14943-KT7-013	32	14	16410-MJW-L01	51	9		80	3		53	1
11344-MB0-000	78	1	14451-MGZ-J00	31	6	14944-KT7-013	33	14	16428-MGZ-D01	51	10	17910-MKG-A01	58	1	19320-MGZ-J00	50	3
11350-MGZ-J00	38	2	14510-MGZ-J01	34	2	14945-KT7-013	33	14	16430-MJW-J01	51	11	17920-MKG-A01	58	2	19501-MKG-A00	100	12
11355-MGZ-J00	38	3	14517-MGZ-J00	33	3	14946-KT7-013	33	14	16431-MJP-G51	51	12				19502-MKG-A00	100	13
11356-MJW-700	57	1	14520-MGZ-J01	34	4	14947-KT7-013	33	14	16432-MGZ-D01	51	13	18000			19525-MGZ-J00	40	4
11380-MKG-A00	35	3	14546-KYJ-900	34	5	14948-KT7-013	33	14	16433-MEW-921	51	14	18150-MKG-D50	82	1	19526-MGZ-J00	40	5
11382-MKG-A00	35	4	14560-MGZ-J01	34	6	14949-KT7-013	33	14	16435-MFJ-D01	51	15	18190-MGZ-J40	82	2	19531-MJW-J00	40	6
11387-MKG-A00	35	5				14950-KT7-013	33	14	16450-MFJ-D01	51	16	18291-MN4-920	53	1		100	14
11391-MKG-A00	35	6	14611-MGZ-J00	34	7	14951-KT7-013	33	14	16451-MGZ-D01	51	17		82	3	19533-MJW-J00	100	15
			14623-MV1-000	49	1	14952-KT7-013	33	14	16472-MCW-000	51	18				40	7	
12000			14711-MGZ-J00	31	7	14953-KT7-013	33	14	16482-MKG-L01	51	19	18293-MN0-000	82	4			
			14721-MGZ-J00	31	8	14954-KT7-013	33	14	16610-MGZ-D01	51	20	18310-MKG-A00	82	5	22000		
12010-MGZ-J00	29	1	14751-MGZ-J00	31	9	14955-KT7-013	33	14	16620-MGZ-D01	52	21	18345-MBT-610	82	6			
12010-MKG-D50	29	1	14761-MGZ-J00	31	10	14956-KT7-013	33	14	16630-MFJ-D00	52	22	18355-K87-A00	82	7	22100-MGZ-J01	36	1
12204-KYJ-305	29	2	14771-MFL-000	31	11	14957-KT7-013	33	14	16700-MKG-A01	75	1	18376-MG7-000	82	8	22116-MGZ-J00	36	2
12205-KYJ-305	29	3	14775-KYJ-900	31	12	14958-KT7-013	33	14	16711-MGS-D31	75	2	18391-MJW-J01	82	9	22120-MGZ-J01	36	3
12207-KYJ-900	43	4	14781-ML0-720	31	13	14959-KT7-013	33	14	16712-MGS-D31	75	3	18421-MB0-000	82	10	22125-KZZ-901	36	4
12207-MGZ-J00	29	4	14901-KT7-013	31	14	14960-KT7-013	33	14	16730-MJW-J81	75	4	18422-K87-A00	90	2	22201-MGZ-J01	36	5
12209-ML0-722	31	1	14902-KT7-013	31	14	14961-KT7-013	33	14				18422-KAF-700	82	11	22202-KZZ-901	36	6
12251-MGZ-J01	29	5	14903-KT7-013	31	14	14962-KT7-013	33	14	17000			18422-MGZ-J00	82	12	22321-MGZ-J01	36	7
			14904-KT7-013	31	14	14963-KT7-013	33	14	17201-MG9-000	52	23	18423-MGZ-J00	82	13	22322-MGZ-J01	36	8
12300-MKG-A00	28	1	14905-KT7-013	31	14	14964-KT7-013	33	14	17210-MKG-A00	78	2	18601-KEA-741	28	5	22350-MGZ-J01	36	9
12331-MGZ-J00	28	2	14906-KT7-013	31	14	14965-KT7-013	33	14	17210-MKG-A00	78	2	18612-MKG-A00	28	6	22361-MGZ-J00	36	10
			14907-KT7-013	31	14	14966-KT7-013	33	14	17215-MGZ-D00	52	24	18651-MKG-A00	80	4	22366-MGZ-J00	36	11
12341-MAT-750	28	3	14908-KT7-013	31	14	14967-KT7-013	33	14	17220-KZZ-J00	78	3	18652-K87-A00	80	5	22401-MM9-000	36	12
12391-MGZ-J00	28	4	14909-KT7-013	31	14	14968-KT7-013	33	14	17230-K87-A00	78	4				22402-KZZ-902	36	13
			14910-KT7-013	31	14	14969-KT7-013	33	14	17232-K87-A00	78	5	19000			22810-MGZ-J00	35	8
			14911-KT7-013	31	14				17234-KCW-871	78	6				22815-413-000	35	9
13000			14912-KT7-013	31	14	15000			17241-MKG-A00	78	7	19010-MKG-A01	100	1	22821-MGZ-J00	35	10
			14913-KT7-013	31	14	15010-MCE-H51	42	2	17245-107-010	90	1	19010-MKG-D51	100	1	22847-MFF-D00	36	14
13011-MEE-305	45	1	14914-KT7-013	31	14	15100-MGZ-J00	42	3	17251-MKG-A00	78	8	19010-MKG-T51	100	1	22870-MKG-A01	58	3
13021-MEE-305	45	1	14915-KT7-013	32	14	15113-MGZ-J01	42	4	17252-MKG-A00	78	9	19014-KEA-003	100	2			
13101-MGZ-D00	45	2	14916-KT7-013	32	14	15134-MGZ-J00	42	5	17255-MKG-A00	78	10	19015-K87-A01	100	3	23000		
13102-MGZ-305	45	2	14917-KT7-013	32	14	15140-MAT-003	42	6	17265-MKG-A00	78	11	19016-KEA-003	100	4			
13111-MFG-D00	45	3	14918-KT7-013	32	14	15150-MGZ-J00	42	7	17370-419-700	78	12	19020-KVZ-631	100	5	23113-MKG-A00	46	13
13115-MGZ-J00	45	4	14919-KT7-013	32	14	15154-MAT-000	42	8	17371-174-670	78	13	19032-K87-A00	100	6	23211-MGZ-J00	47	1
13210-MGZ-D00	45	5	14920-KT7-013	32	14				17411-KPP-930	81	1	19037-K15-921	100	7	23212-MGZ-J00	47	2
13213-ML7-020	45	6	14921-KT7-013	32	14				17413-K87-A00	81	2	19037-KZZ-D11	100	7	23220-MGZ-J01	48	1
13214-MGZ-J01	45	7	14922-KT7-013	32	14	15220-MGZ-J00	42	9	17414-K87-L50	81	3				23421-MGZ-J00	48	2



PART NO. INDEX

Part Number	Page	Ref.	Part Number	Page	Ref.	Part Number	Page	Ref.	Part Number	Page	Ref.	Part Number	Page	Ref.	Part Number	Page	Ref.
23431-MGZ-J01	47	3	31204-MEW-921	41	5	33702-KB7-013	93	2	38235-S04-003	102	1	43251-K87-A00	73	13	45510-K87-A01	60	9
23441-MGZ-J00	48	3	31205-HP5-601	41	6	33703-K87-J01	93	3	38301-MJE-D02	95	12	43314-K87-L51	70	4	45512-MA6-006	60	10
23442-ML7-000	48	4	31206-MEW-921	41	7	33709-KB7-003	93	4	38306-MGZ-K00	95	13	43315-K87-L50	63	1	45513-KK1-771	70	16
23451-MGZ-J00	47	4	31207-HP5-601	41	8	33714-KL3-620	95	7	38501-MCS-G01	95	14	43316-K87-L50	63	2	45513-MM5-016	60	11
23461-MGZ-J00	48	5	31208-MEW-921	41	9	33741-KPL-902	90	3	38506-MCS-G00	95	15	43317-K87-L51	70	5	45517-MAV-751	58	8
23481-MGZ-J00	48	6	31209-MEW-921	41	10	33741-KTG-U01	66	1	38510-K87-L51	72	3	43352-568-003	68	9			
23482-MV9-670	48	7	31210-MEW-921	41	11				38514-MEJ-J00	68	3		72	12	45518-MM5-006	60	12
23491-MGZ-J00	47	5	31500-KZZ-J81	94	1	34000			38515-K87-A00	72	4	43353-461-771	68	10	45520-MG7-006	70	17
23492-MGZ-J00	47	6	31500-KZZ-L41	94	1				38516-MGE-003	68	4		72	13	45520-MM5-006	60	14
23501-MGZ-J00	48	8	31600-MGZ-J01	95	2	34901-MC7-602	55	13	38517-MGE-003	68	5	43503-KCY-671	70	6	45521-HA2-006	70	18
23511-MGZ-J00	47	7	31700-MM8-610	95	3	34904-MGZ-J01	92	15	38517-MKA-D80	68	6	43504-MB2-006	70	7	45530-K03-M61	60	15
23512-MV9-670	47	8	31730-MAS-601	95	4	34906-447-711	93	5	38520-K87-L51	68	7	43510-K87-A01	70	8			
23521-MGZ-J00	48	9	31916-KRM-841	29	8	34906-MGZ-J01	92	16	38511-KV3-831	95	16	43511-KV3-831	70	9	46000		
23531-MGZ-J00	47	9							38770-MKG-A02	95	16	43512-K87-A01	70	10			
23801-MGZ-J01	48	10	32000			35000			38770-MKG-D52	95	16	43514-KS6-701	70	11	46182-MEL-D21	70	19
									38770-MKG-N52	95	16	43517-KS6-701	70	12	46501-K87-A00	83	8
24000			32100-MKG-C50	95	5	35010-K87-A00	98	1	40000			43520-MJ6-315	70	13	46504-KV6-702	70	20
			32100-MKG-L50	95	5	35010-MKG-D50	98	1				43530-KZZ-901	70	14	46514-K87-A00	83	9
24211-MGZ-J00	49	2	32100-MKG-N50	95	5	35100-K87-A01	98	2	40510-K87-A00	87	2				50000		
24212-MGZ-J00	49	3	32101-MKG-A00	43	7	35100-K87-J01	98	2	40531-K87-A01	87	3	44000					
24213-MGZ-J00	49	4	32102-MKG-A00	43	8	35121-MAS-G01	98	3	40540-K87-A02	87	4						
24261-283-000	48	11	32157-MGZ-J00	43	9	35130-K87-A01	58	4	40540-KYJ-902	87	4	44301-K87-A00	69	2	50010-MKG-A00ZA	98	4
24310-MKG-A00	49	5	32410-MKG-A00	41	12	35152-MGZ-J00	58	5	40542-K87-A00	87	5	44311-MGZ-J00	69	3	50170-MKG-A00	98	5
24315-MJE-D00	49	6	32601-MKG-A00	41	13	35160-KVS-751	95	8	40543-K87-A00	87	6	44515-K87-L50	69	4	50201-MKG-A00	98	6
24321-MAS-000	49	7	32606-K44-V01	95	6	35200-K87-A01	58	6	40545-KYJ-902	87	3	44620-K87-A00	69	5	50202-MKG-A00	98	7
24430-MGZ-J00	49	8				35330-KYJ-901	58	7	40546-K87-A00	87	7	44650-K87-A00	69	6	50240-K87-A00ZA	90	4
24435-MJE-D00	49	9	33000			35340-MGS-D31	60	1				44711-K87-A01	69	7	50242-K87-A00	62	1
24610-MGZ-J00	49	10				35350-K87-A01	83	6	41000			44721-MGH-H21	69	8		90	5
24612-MAL-600	49	11	33100-K87-A01	55	1	35357-K26-900	83	7					73	14	50245-K87-A00ZA	90	6
24651-MAS-E00	49	12	33100-MKG-D51	55	1	35500-MEH-661	43	10	41201-MKG-A00	73	2	44722-MGH-H21	69	8	50325-K87-A00	94	4
24652-MGZ-J00	49	13	33100-MKG-E51	55	1	35600-MK4-860	43	11					73	14	50326-K87-A00	94	5
24710-MGZ-J00	83	1	33100-MKG-N51	55	1	35700-MKG-A01	86	1	42000			44723-MGH-H21	69	8	50327-K87-A00	90	7
24720-MKG-A00	83	2	33101-K87-A00	55	2	35850-MT4-000	94	2					73	14	50328-K87-A00	70	21
24724-MBW-D21	83	3	33104-MAH-671	55	3	35856-MR5-000	94	3	42301-K87-A00	73	3				50345-K87-C50	62	2
24731-K87-A00	83	4	33108-MM2-003	55	4				42312-MGZ-J00	73	4	45000			50345-K87-L50	62	2
24781-KR3-770	83	5	33114-GE1-670	55	5	36000			42313-K87-A00	73	5				50346-K87-L50	81	10
			33115-KVK-900	80	6				42515-K87-L50	73	6	45107-ML4-006	68	11	50351-K87-A00	90	8
28000			33118-438-841	55	6	36162-MKA-D81	81	9	42615-K87-A00	73	7	45111-MA3-006	72	14	50352-GS6-000	90	9
			33127-MAA-A31	55	7	36450-KVK-902	80	7	42620-K87-A00	73	8	45111-MAJ-G41	68	12	50356-K87-A00	90	10
28110-MGZ-J00	37	1	33128-MAA-A31	55	8	36531-MKG-A01	82	14	42625-K87-A00	73	9		72	15	50383-KZZ-900	66	2
28125-MGZ-J01	37	2	33136-426-830	55	9				42650-K87-A00	73	10	45112-MS9-611	68	13	50530-K87-A00	86	2
28130-MGZ-J00	37	3	33150-MFE-600	55	10	37000			42711-K87-A01	73	11	45125-K87-L51	60	3	50541-MB0-000	86	3
28132-MK5-000	37	4	33180-MR7-003	55	11				42753-GM9-743	73	12	45126-K87-L50	63	3	50542-MB0-611	86	4
28333-300-000	84	1	33301-SAO-741	55	12	37100-MKG-D51	57	2				45127-K87-L50	63	4	50600-K87-A00	84	2
			33400-K87-L51	92	1	37100-MKG-T51	57	2				45128-K87-L51	60	4	50603-GS9-010	84	3
30510-MGZ-J01	97	6	33402-MGS-D31	92	2	37130-MKG-D51	57	3	43000			45131-ML7-921	68	14	50603-K87-A00	84	4
30510-MKG-A01	97	7	33404-MGS-J32	92	3	37130-MKG-T51	57	3				45131-MN9-006	72	16	50616-K87-A00	84	5
30700-K87-A01	97	8	33405-MKA-D81	92	4	37210-K87-A00	57	4	43107-KT7-761	72	5	45132-166-016	68	15	50617-K87-A00	84	6
			33412-MGS-D30	92	5	37211-K87-A00	57	5	43108-MBB-006	72	6	45133-MA3-006	68	16	50618-K87-A00	84	7
			33413-K87-A00	92	6	37610-MKG-L51	57	6	43108-MCT-006	68	8		72	17	50642-K87-A00	84	8
			33413-MGZ-J40	92	7	37620-MKG-A01	57	7	43110-K87-L51	72	7	45155-K87-A00	60	5	50661-K87-A00	84	9
			33450-K87-A01	92	8	37700-MJE-D01	43	12	43112-MFF-D01	72	8	45160-K87-L50	60	6	50662-K87-A00	84	10
			33454-MGS-J32	92	9	37870-MGS-D31	29	9	43132-KT7-761	72	9	45161-K87-L50	60	7	50700-K87-A00	84	11
31110-MGZ-J01	39	1	33463-K87-A00	92	10				43150-K87-L51	72	10		70	15	50711-MGS-D30	84	12
31120-MKG-A01	39	2	33600-K87-A01	92	11	38000			43155-K87-L50	60	2	45215-MAJ-G41	68	17	50712-MGS-D30	84	13
31200-MGZ-J01	41	1	33604-MGS-J32	92	12							45250-K87-L51	68	18	50715-K87-A00	84	14
31201-MEW-921	41	2	33650-K87-A01	92	13	38110-MGZ-J01	95	9	43156-K87-A00	70	2	45251-K87-L50	69	9	50716-K87-A00	84	15
31202-MEW-921	41	3	33654-MGS-J32	92	14	38111-MGZ-J00	95	10	43160-K87-L50	70	3	45290-K87-L51	68	19	50717-K87-A00	84	16
31203-MEW-921	41	4	33701-K87-J01	93	1	38117-MGZ-J00	95	11	43215-KZ4-J41	72	11	45504-410-003	60	8	50718-MN8-000	84	17

PART NO. INDEX

Part Number	Page	Ref.	Part Number	Page	Ref.	Part Number	Page	Ref.	Part Number	Page	Ref.	Part Number	Page	Ref.	Part Number	Page	Ref.
50725-K87-A00	84	18	53234-K87-A00	64	8	80103-K87-A00	90	16	89000			90102-MAS-000	73	15	90135-K87-A00	57	8
			53600-MEG-003	65	5	80106-K87-A00	90	17				90103-K87-A00	65	7	90145-MS9-612	60	22
51000			53781-SEO-952	82	15	80110-K87-A00ZA	90	18	89102-538-000	102	4	90103-MKG-A00	98	13		71	27
						80110-K87-A00ZB	91	18	89103-538-000	102	5	90104-K87-A00	64	9	90147-KVY-900	86	6
51400-MKG-305	67	1	57000			80110-K87-A00ZC	91	18	89211-KWW-640	102	6	90105-GAM-000	93	6	90155-K87-A00	84	21
51400-MKG-A01	67	1				80115-K87-A00	91	19	89213-KWW-601	102	7	90105-KGH-900	73	16	90161-MCT-770	82	17
51401-MKG-A01	67	2	57101-SJA-003	62	3	80116-K87-A00	91	20	89215-404-670	102	8	90105-MGS-D30	69	10	90163-GHB-730	82	18
51402-MGZ-J01	67	3	57110-K87-L52	62	4	80123-MER-D00	66	8	89216-MAT-000	102	9	90107-MGR-670	98	14	90164-GGK-003	65	6
51410-K87-A01	67	4				80128-K87-A00	91	21	89221-429-000	102	10	90108-K87-A00	91	27	90165-GHB-670	98	15
51412-MB4-003	67	5	61000			80130-K87-A00	91	22				90108-MK6-670	86	5	90165-GHB-760	98	16
51414-MFJ-A51	67	6				80350-K87-A00	91	23	90000			90109-K87-A00	89	4	90165-MKG-A00	83	11
51415-MFJ-A51	67	7	61101-K87-A00	66	3	80355-K87-J00	91	24				90109-KZZ-900	78	18	90180-MN8-006	72	20
51416-MM8-881	67	8	61102-K87-A00	66	4				90001-MGZ-J00	50	4	90110-K87-A00	83	10	90201-415-000	58	19
51420-K87-A01	67	9	61102-KTY-D30	100	16	83000			90001-MKG-A00	29	10	90111-GHB-660	58	17		75	16
51420-MKG-305	67	9	61103-KRY-900	66	5				90002-MGZ-J00	38	4		60	20	90201-428-900	91	31
51432-MV9-003	67	10	61104-428-000	76	1	83510-K87-A00	77	1				90109-KZZ-900	71	25		92	18
51437-MM5-003	67	11				83551-376-000	78	15	90002-MJE-D00	35	11	90111-K87-A00	62	6	90202-KCW-870	60	23
51440-K87-A01	67	12				83601-MB0-000	78	16	90002-MY5-850	28	7		81	13		80	9
51447-KA4-711	67	13				83606-KWS-901	102	3	90002-PA6-003	43	13		94	7		96	21
51454-MM9-671	67	14	61105-KRY-900	66	6	83610-K87-A00	77	2	90003-MGZ-J00	35	12		100	18	90203-KVB-900	86	7
51490-MKA-D81	67	15	61300-MKG-N50	55	14							90111-MR5-000	94	8	90236-MGZ-J00	36	16
51500-MKG-305	67	16	61301-K87-A00	55	15	84000			90004-GHB-600	34	8	90112-K87-A00	100	19	90301-782-000	66	10
51500-MKG-A01	67	16	61304-415-000	76	2				90004-GHB-630	39	3	90113-438-000	58	18	90301-K20-901	59	20
51520-K87-A01	67	17				84601-HC4-000	78	17	90004-GHB-650	28	8	90113-GHB-650	56	21	90301-K87-A01	87	16
51520-MKG-305	67	17				84700-K87-J00	91	25	90004-GHB-670	34	9	90113-KWN-901	64	10	90301-KWN-901	91	32
									90004-MGZ-J00	40	9	90113-K87-A00	71	26	90301-MG3-000	81	16
52000			61304-958-003	94	6	86000			90005-MAZ-000	43	14	90114-KPH-700	56	22	90301-MGZ-J00	83	12
			61316-KCJ-661	55	16				90005-MGZ-J00	47	10		91	28	90302-425-830	65	8
			61410-K87-L50	62	5	86150-KPG-901	98	12	90007-MGZ-J00	29	11		97	9	90302-K87-A00	87	17
52101-K87-A00	87	8				86201-K87-A00ZA	104	1	90007-MR1-000	36	15	90114-MA5-671	60	21	90303-MGZ-J40	101	22
52105-K87-A00	87	9	64000			86201-K87-A00ZD	104	1	90009-MGZ-J00	43	15	90115-K87-A00	82	16	90304-KGH-901	84	22
52106-KYJ-900	87	10				86201-K87-A00ZE	104	1	90010-MGZ-J00	42	11	90115-KW7-900	81	14	90304-KPH-700	82	19
52109-K87-A00	87	11	64221-K87-A00ZA	55	17	86202-K87-A00ZA	104	2	90011-MGZ-J00	29	12	90115-MGZ-J00	87	15	90304-KZZ-900	75	17
52141-K87-A00	87	12	64311-MKG-A00	98	9	86202-K87-A00ZD	104	2	90013-GHB-600	60	18		94	9	90305-GW2-711	73	17
52170-K87-A00	87	13	64312-KWW-640	60	17	86202-K87-A00ZE	104	2				90116-K87-A00	84	19	90305-K87-A00	69	12
52200-K87-A00	87	14				86801-K87-A00ZA	104	3	90013-GHB-610	60	19	90116-KV3-701	67	19	90305-KCJ-951	87	18
52400-MKG-305	89	1	64312-MKG-A00	98	10	86801-K87-A00ZB	104	3				90116-MGZ-J00	75	14	90306-K87-A00	64	11
52400-MKG-A01	89	1	64321-MKG-A00	98	11	86801-K87-A00ZC	104	3				90116-MKA-D80	68	21	90306-KGH-901	73	18
52487-MZ1-003	89	2	64505-MKG-N50	55	18				90013-GHB-680	61	28		72	19	90307-K87-A00	98	17
			64506-MKG-N50	55	19	87000			90013-GHB-690	61	29	90116-SP0-003	81	15	90309-K87-A01	64	12
			64507-MKG-N50	56	20				90013-GHB-720	71	24		91	29	90312-GFM-970	97	11
53000			64535-MFJ-D00	95	17	87125-KZZ-G60	103	1	90013-MGZ-J00	46	14		94	10	90315-MFL-003	101	23
						87505-MKG-D50	103	2	90015-MGZ-J01	43	16		97	10	90321-KT7-760	59	21
53100-K87-A00	64	1	77000			87505-MKG-N50	103	3	90017-KYJ-900	29	13	90118-K87-A00	84	20	90325-KCC-900	75	18
53131-K87-A00	64	2				87508-MJJ-D31	103	4	90017-MGZ-J00	37	5	90118-MGZ-D80	91	30	90380-MGS-D30	92	19
53132-K87-A00	64	3	77100-K87-A00	76	3	87509-KWW-A40	103	5	90019-KYJ-900	29	14		95	18	90401-KCY-670	39	5
53133-K18-900	64	4	77101-K87-A00	76	4	87512-MKG-D50	103	6	90019-MGZ-J00	42	12	90119-K87-A00	92	17	90401-MZ8-B40	36	17
53135-K87-A00	64	5	77103-MEE-000	66	7	87560-KVB-930	103	7	90021-MGZ-D02	52	26	90120-K87-A00	76	9	90403-KE7-000	47	11
53140-K87-A00	58	9	77205-286-000	76	5	87560-MGP-F01	103	8	90021-MGZ-J00	42	13	90120-MJE-D00	101	20	90405-MGZ-J00	46	15
53165-K87-A00	58	10	77206-KPK-900	76	6	87586-MGN-D00	103	9				90120-MJE-D00	75	15	90417-360-000	49	16
53172-K87-A00	58	11	77206-MJD-000	90	13	87586-MJN-D10	103	9	90023-KYJ-900	39	4	90121-K87-A00	78	19	90418-KYJ-900	29	15
53175-MR5-003	60	16	77215-KW7-900	76	7				90023-MGZ-J00	49	15		76	10		53	1
53178-K87-A00	58	12	77251-GR1-000	102	2	88000			90037-422-003	48	12	90129-MGZ-J00	95	19	90432-428-000	36	18
53180-K87-A00	98	8	77300-K87-A00	76	8				90048-MY5-600	43	17	90130-K87-A00	66	9	90439-MB0-000	66	11
53192-349-690	58	13				88119-K87-A00	58	14	90071-MB0-000	41	14	90130-KYJ-900	95	20	90442-028-000	43	18
53180-K87-A00	98	8				88210-K87-A00	58	15	90101-K20-901	58	16	90131-883-000	42	14		54	1
53192-349-690	58	13							90101-K87-A00	89	3	90131-K87-L50	69	11	90442-397-000	34	10
53213-MB4-771	65	1							90102-K87-A00	67	18	90131-KZZ-900	68	22		54	1
53214-371-010	65	2							90102-KTM-D20	91	26	90134-KPP-T00	101	21	90443-MJ6-000	43	19
53219-K87-A00	65	3	80000														
53220-K87-A00	65	4															
53230-K87-A00	64	6	80101-K87-A00	90	14												
53231-K87-A00	64	7	80102-K87-A00	90	15												



PART NO. INDEX

Part Number	Page	Ref.	Part Number	Page	Ref.	Part Number	Page	Ref.	Part Number	Page	Ref.	Part Number	Page	Ref.
90443-MJ6-000	54	1	91022-MN4-003	47	17	93892-05010-08	81	18	95003-23039-60	79	25			
90451-155-000	49	17	91023-MM4-003	48	19	93892-05012-08	41	18	95005-35045-20	52	33			
90451-GBL-870	83	13	91023-MN4-003	47	18	93892-05012-18	52	31	95005-50410-30	101	27			
90451-KY2-000	47	12	91026-MGZ-J00	48	20	93892-05014-18	52	32	95015-54000	71	34			
90452-MGZ-J01	36	19	91051-KVK-901	69	13	93893-04012-17	61	27	95701-06010-00	62	9			
90452-MR7-000	48	13	91053-MGS-D31	73	21	93901-22020	101	24	95701-06012-00	44	28			
90454-428-000	48	14	91054-MT6-831	74	22	93903-224J0	57	10	95701-06014-00	34	12			
90454-KYJ-900	47	13	91071-MJ0-003	88	21	93903-25380	57	11		47	19			
90455-KYJ-900	47	14	91106-MCF-003	49	19	93903-25480	78	22		49	22			
90456-MA6-000	47	15	91203-KSP-911	49	20				95701-06014-07	82	22			
90459-438-000	48	15	91204-KK0-003	35	13	94000			95701-06014-08	96	25			
90463-MEE-000	34	11	91207-KT8-003	48	21				95701-06018-00	44	29			
	54	1	91212-422-006	71	29	94001-06070-0S	83	15	95701-06020-00	71	35			
90463-ML7-000	40	10	91213-MB2-006	88	22	94002-08000-0S	71	31	95701-06020-07	83	18			
	43	20	91251-MKA-D81	67	21	94002-08070-0S	59	23		96	26			
	54	1	91252-K35-V01	69	14	94050-04000	44	26	95701-06022-00	91	37			
90463-MR7-000	48	16	91253-443-761	74	23	94050-06000	44	27	95701-06022-08	96	27			
90464-MR7-000	48	17	91283-ML7-003	88	23				95701-06035-00	42	18			
90501-K87-A00	73	19	91301-ML7-003	35	14	94050-06070	96	35		44	30			
90502-K87-A00	89	5		54	1	94050-06080	97	14	95701-06040-08	44	31			
90502-KPH-900	62	7	91301-P7A-004	52	27	94050-08070	82	20	95701-06095-00	44	32			
90503-K87-A00	89	6	91301-PLC-000	52	28	94050-10070	98	19	95701-08018-07	91	38			
90506-425-830	65	9	91302-MB0-013	40	11	94061-04001	78	23		98	21			
90507-MGZ-J00	59	22		54	1	94101-06700	84	24	95701-08050-00	82	23			
90510-MKG-A00	98	18	91303-KF0-003	43	22	94101-06800	80	11	95701-08055-00	44	33			
90526-K87-A00	83	14		54	1	94101-08000	83	16	95701-08075-00	44	34			
90543-MV9-670	28	9	91304-MCP-900	43	23	94101-08700	91	36	95701-10028-00	91	39			
	53	1		54	1	94101-10700	88	24	95701-10028-07	99	22			
90544-283-000	67	20	91305-MCJ-751	44	24		98	20	95701-10075-00	44	35			
90545-300-000	60	24		54	1	94102-08000	84	25	95801-06028-00	34	13			
	71	28	91307-035-000	35	15	94102-10000	85	26		41	19			
90559-K87-A00	73	20		54	1	94103-06000	71	32	95802-08035-07	56	25			
90581-K87-A00	91	33	91309-425-003	41	16	94103-06800	96	24						
90601-107-000	47	16		54	1	94103-08700	82	21	96000					
90603-MN4-000	48	18	91313-MB0-003	42	15	94109-12000	42	16						
90617-RGH-003	57	9		54	1		54	1	96001-06014-07	44	36			
90646-657-000	78	20	91320-MB0-000	41	17	94201-20150	71	33		99	23			
90651-K03-M61	61	25	91351-MGS-D30	74	24		85	27	96001-06028-00	91	40			
90651-K87-A00	87	19	91356-KF0-003	67	22	94201-20180	85	28	96001-06040-00	39	6			
90661-K87-L51	63	5	91463-MAL-600	80	10	94301-08140	29	17	96100-60010-00	36	21			
90661-MEW-921	63	6	91508-MM5-000	52	29		35	16	96100-62020-10	88	26			
90677-KAN-961	56	23	91593-MGZ-J01	75	19		38	6	96100-63050-00	47	20			
90677-KAN-T00	81	17					42	17	96211-08000	85	29			
90683-MBW-003	88	20	92000			94301-10160	28	10	96220-40080	49	23			
	97	12				94301-12160	29	18	96600-06010-08	99	24			
90690-GHB-631	96	22	92101-06025-0A	97	13	94510-14000	49	21	96600-06022-07	76	11			
90690-GHB-651	41	15	92900-06016-0E	44	25	94511-14000	83	17	96600-06028-08	80	12			
90690-MCA-003	72	21	92900-08022-3E	29	16	94520-35000	88	25	96600-08020-10	49	24			
90701-MV9-670	43	21				94560-62200	48	22						
90742-KYJ-900	46	16	93000						98000					
90751-K87-A00	84	23				95000								
			93402-05016-08	93	7				98200-33000	94	11			
91000			93404-06028-00	91	34	95002-02100	101	25	98200-40750	96	28			
			93404-06032-00	62	8	95002-40800-08	75	20	98200-41500	96	29			
91001-MGZ-J00	46	17	93500-04008-1H	52	30		81	19	98200-43000	94	12			
91007-MGS-D31	49	18	93500-04030-0G	78	21	95002-41200-08	78	24		96	30			
91015-KT8-005	65	10	93600-04012-1G	61	26		81	20						
91016-KT8-005	65	11	93600-04040-1G	71	30	95002-50000	81	21						
91021-MGZ-J01	36	20	93600-05008-0G	56	24		101	26						

PART NAME INDEX

Part name	Page	Ref.	Part name	Page	Ref.	Part name	Page	Ref.
[A]			BOLT-WASHER, 6X28	91	34	BOLT, FLANGE, 6X28	61	28
ADJUSTER COMP., CHAIN	87	6	BOLT-WASHER, 6X32	62	8	BOLT, FLANGE, 6X32	29	13
ARM COMP., EX. VALVE ROCKER ..	31	5	BOLT-WASHER, 9X100	29	11	BOLT, FLANGE, 6X35	29	12
ARM COMP., GEAR CHANGE	83	1	BOLT A, PIN	68	14	BOLT, FLANGE, 6X39.5	29	14
ARM COMP., IN. VALVE ROCKER ..	31	4	BOLT, ADAPTER, 10MM	58	16	BOLT, FLANGE, 6X40	39	6
ARM, L. PILLION STEP	84	13	BOLT, BRAKE DISK, 8X24	73	16	BOLT, FLANGE, 6X45	71	24
ARM, R. PILLION STEP	84	12	BOLT, CAP, 6X8	84	20	BOLT, FLANGE, 6X95	44	32
AXLE, FR. WHEEL	69	2	BOLT, CHAIN ADJUSTING	87	5	BOLT, FLANGE, 8X18	91	38
AXLE, RR. WHEEL	73	3	BOLT, CLUTCH WIRE ADJUSTING ...	58	13	BOLT, FLANGE, 8X25	98	21
[B]			BOLT, CONNECTING ROD	45	6	BOLT, FLANGE, 8X32	68	22
BAG, SERVICE BOOK	102	2	BOLT, DISK, 8X25	69	10	BOLT, FLANGE, 8X35	56	25
BALL, STEEL, #8	85	29	BOLT, DRAIN PLUG, 12X15	42	14	BOLT, FLANGE, 8X40	82	17
BAND, AIR CLEANER CONNECTING TUBE	78	10	BOLT, FLANGE SOCKET, 6X22	50	4	BOLT, FLANGE, 8X49	72	20
BAND, INSULATOR	29	7	BOLT, FLANGE SOCKET, 6X25	38	4	BOLT, FLANGE, 8X50	82	18
BAND, L. RR. MUFFLER	82	8	BOLT, FLANGE SOCKET, 6X28	40	8	BOLT, FLANGE, 8X55	44	33
BAND, TOOL	102	3	BOLT, FLANGE SOCKET, 6X40	35	12	BOLT, FLANGE, 8X75	44	34
BAR COMP., SIDE STAND	86	2	BOLT, FLANGE SOCKET, 6X60	40	9	BOLT, FR. AXLE	69	12
BATTERY	94	1	BOLT, FLANGE SPECIAL, 6X30	36	15	BOLT, FR. FORK	67	14
BEARING A, CONNECTING ROD	45	7	BOLT, FLANGE, 10X145	98	13	BOLT, HANDLE LEVER PIVOT	60	21
BEARING A, CRANKSHAFT	45	10	BOLT, FLANGE, 10X25	98	15	BOLT, HEAD COVER	28	7
BEARING B, CONNECTING ROD	45	7	BOLT, FLANGE, 10X28	91	39	BOLT, HEX., 6X25	97	13
BEARING B, CRANKSHAFT	45	10	BOLT, FLANGE, 10X65	99	22	BOLT, L. STEERING HANDLE LEVER PIVOT	58	18
BEARING C, CONNECTING ROD	45	7	BOLT, FLANGE, 10X75	44	35	BOLT, OIL, 10X22	60	22
BEARING C, CRANKSHAFT	45	10	BOLT, FLANGE, 12X50	39	4	BOLT, PILLION STEP BRACKET	84	16
BEARING D, CONNECTING ROD	45	7	BOLT, FLANGE, 6MM	78	18	BOLT, PIN	72	16
BEARING D, CRANKSHAFT	45	10	BOLT, FLANGE, 6X10	34	8	BOLT, PIVOT ADJUSTING	87	11
BEARING E, CONNECTING ROD	45	7	BOLT, FLANGE, 6X12	44	28	BOLT, SEALING, 12MM	29	4
BEARING E, CRANKSHAFT	45	10	BOLT, FLANGE, 6X14	34	12	BOLT, SEALING, 18MM	43	4
BEARING, HEAD PIPE UNDER	65	11	BOLT, FLANGE, 6X16	39	3	BOLT, SETTING	41	6
BEARING, HEAD PIPE UPPER	65	10	BOLT, FLANGE, 6X18	44	29	BOLT, SHOULDER	52	26
BEARING, NEEDLE, 14X22X16	49	19	BOLT, FLANGE, 6X20	28	8	BOLT, SIDE STAND PIVOT	86	5
BEARING, NEEDLE, 17X27X14.8 ..	47	17	BOLT, FLANGE, 6X22	71	35	BOLT, SOCKET SPECIAL, 6X12	89	3
BEARING, NEEDLE, 20X24X11	48	20	BOLT, FLANGE, 6X25	34	9	BOLT, SOCKET SPECIAL, 6X50	71	26
BEARING, NEEDLE, 20X34X16.8 ..	48	19	BOLT, FLANGE, 6X28	34	13	BOLT, SOCKET SPECIAL, 8X12	89	4
BEARING, NEEDLE, 22X29X30	88	21	BOLT, FLANGE, 6X28	34	13	BOLT, SOCKET SPECIAL, 8X18	76	9
BEARING, NEEDLE, 28X35X16	36	20	BOLT, FLANGE, 6X28	41	19	BOLT, SOCKET SPECIAL, 8X45	83	10
BEARING, RADIAL BALL, 25X47X8 ..	49	18	BOLT, FLANGE, 6X28	41	19	BOLT, SOCKET, 10MM	43	14
BEARING, RADIAL BALL, 6001	36	21	BOLT, FLANGE, 6X18	44	29	BOLT, SOCKET, 10X25	65	7
BEARING, RADIAL BALL, 6202	88	26	BOLT, FLANGE, 6X20	28	8	BOLT, SOCKET, 10X54	98	14
BEARING, RADIAL BALL, 6203UU ..	69	13	BOLT, FLANGE, 6X22	71	35	BOLT, SOCKET, 4X25	75	15
BEARING, RADIAL BALL, 6204UU ..	73	21	BOLT, FLANGE, 6X22	83	18	BOLT, SOCKET, 5X10	69	11
BEARING, RADIAL BALL, 6303UU ..	74	22	BOLT, FLANGE, 6X22	96	26	BOLT, SOCKET, 5X9	94	8
BEARING, RADIAL BALL, 6305	47	20	BOLT, FLANGE, 6X25	91	37	BOLT, SOCKET, 6X10	99	24
BEARING, SPECIAL RADIAL BALL, 6204	46	17	BOLT, FLANGE, 6X25	96	27	BOLT, SOCKET, 6X22	58	17
BODY ASSY., THROTTLE	51	8	BOLT, FLANGE, 6X25	34	9	BOLT, SOCKET, 6X22	60	20
BODY COMP., IDLE AIR CONTROL VALVE	51	17	BOLT, FLANGE, 6X28	34	13	BOLT, SOCKET, 6X22	71	25
BODY SET	51	9	BOLT, FLANGE, 6X28	41	19	BOLT, SOCKET, 6X22	76	11
BODY SET, FRAME	98	4	BOLT, FLANGE, 6X28	42	11	BOLT, SOCKET, 6X22	92	17
BOLT-WASHER, 4X8	43	13						
BOLT-WASHER, 5X16	93	7						
BOLT-WASHER, 6X12	42	13						
BOLT-WASHER, 6X12	49	14						
BOLT-WASHER, 6X16	101	20						

PART NAME INDEX

Part name	Page	Ref.	Part name	Page	Ref.	Part name	Page	Ref.
BOLT, SOCKET, 6X28	80	12	CAMSHAFT COMP., IN.	31	2	CLIP, BREATHER TUBE	78	13
BOLT, SOCKET, 8MM	37	5	CANISTER COMP.	81	6	CLIP, BUMPER SEAL	80	1
	67	19	CAP ASSY., NOISE SUPPRESSOR ...	97	8		81	15
BOLT, SOCKET, 8X20	49	24	CAP COMP., FUEL FILLER	75	12		91	29
	56	21	CAP COMP., RADIATOR	100	7		94	10
BOLT, SOCKET, 8X22	75	14	CAP, 45MM	35	2		97	10
BOLT, SOCKET, 8X30	64	9	CAP, BLEEDER	68	10	CLIP, CABLE, 14MM	72	21
BOLT, SOCKET, 8X32	64	10		72	13	CLIP, CABLE, 15MM	41	15
	67	18	CAP, CYLINDER HEAD COVER	28	2	CLIP, CABLE, 8MM	96	22
	84	19		53	1	CLIP, PISTON PIN, 16MM	45	4
		21	CAP, DUMMY	95	6	CLIP, RETURN HOSE	82	15
BOLT, SPECIAL, 10MM	48	12	CAP, LOCK NUT	58	14	CLIP, SUB TANK HOSE	78	14
BOLT, SPECIAL, 10X16	29	10	CAP, MASTER CYLINDER	60	11		80	3
BOLT, SPECIAL, 10X25	46	14		70	16	CLIP, TUBE	81	21
BOLT, STUD, 12X25	73	15	CAP, OIL FILLER	35	7		101	25
BOLT, STUD, 6X16	44	25	CAP, PIVOT	98	17			26
BOLT, STUD, 8X22	29	16	CAP, RESERVE TANK	100	11	CLIP, WATER HOSE	40	6
BOLT, SWINGARM PIVOT	87	8	CAP, SWINGARM END	87	7			7
BOLT, SWITCH SETTING	86	6	CARTRIDGE, OIL FILTER	42	10		100	14
BOLT, TERMINAL	41	7	CASE ASSY., UNDER	57	7			15
BOLT, TIE ROD	83	11	CASE ASSY., UPPER	57	6	COIL COMP., IGNITION	97	7
BOLT, UBS, 8X105	43	16	CASE COMP., AIR CLEANER	78	2	COIL COMP., L. IGNITION	97	6
BOOT B	68	16	CASE, DRIVE CHAIN	87	2	COLLAR A, FR. FENDER	66	5
	72	17	CASE, HEADLIGHT	55	15	COLLAR B, RR. AXLE DISTANCE ...	73	9
BOOT COMP.	60	8	CASE, L. BOTTOM	67	17	COLLAR B, SWINGARM PIVOT	87	9
	70	7	CASE, R. BOTTOM	67	9	COLLAR COMP., OIL CUP	70	2
BOOT, PIN BUSH	68	15	CENTER COMP., SHIFT DRUM	49	6	COLLAR, 15X33.5	98	18
BOOT, SLEEVE	72	9	CENTER, CLUTCH	36	3	COLLAR, 25X28X12	47	6
BOSS, OIL FILTER	42	12	CHAIN KIT, DRIVE	87	1	COLLAR, 28MM	48	4
BOX A, BATTERY	94	4	CHAIN, CAM	34	1	COLLAR, 6.2X20	62	7
BOX B, BATTERY	90	7	CHAIN, DRIVE	87	4	COLLAR, 6.5X10.5	35	4
BRACE, FR. FENDER	66	4	CHAIN, OIL PUMP	42	6	COLLAR, BANK ANGLE SENSOR	95	19
BRACKET COMP., RR. BRAKE	72	7	CIRCLIP	70	19	COLLAR, BODY COVER	97	11
BRACKET SUB ASSY., R. FR.	68	19	CIRCLIP, 25MM	47	16	COLLAR, BRAKE HOSE STAY	60	7
BRACKET, HANDLE LEVER	58	11	CIRCLIP, 28MM	48	18		70	15
BRACKET, NUMBER PLATE	91	25	CIRCLIP, EXTERNAL, 14MM	49	21	COLLAR, EX. PIPE MOUNTING	82	13
BRACKET, PILLION STEP	84	15		83	17	COLLAR, FR. FENDER	76	1
BRIDGE, FORK TOP	64	6	CIRCLIP, INTERNAL	87	19		80	8
BRUSH SET A, CARBON	41	2	CIRCLIP, INTERNAL, 18.8	61	25		81	11
BRUSH SET B, CARBON	41	3	CIRCLIP, INTERNAL, 35MM	88	25		90	11
BULB	55	12	CIRCLIP, RR. MASTER CYLINDER ..	70	12	COLLAR, FR. NUMBER PLATE	55	19
BULB, HEADLIGHT	55	13	CLAMPER B, SENSOR CORD	68	3	COLLAR, FR. WHEEL DISTANCE	69	5
BULB, TAILLIGHT	92	16	CLAMPER, BRAKE HOSE	60	2	COLLAR, FR. WHEEL SIDE	69	3
BULB, TAIL & STOP LIGHT	93	5		70	1	COLLAR, GEAR CHANGE PEDAL		
BULB, WINKER LIGHT	92	15	CLAMPER, SENSOR CORD	68	6		PIVOT	83
BUSH A, DAMPER	89	2	CLAMP, ABS CORD	68	4	COLLAR, HORN SETTING	95	11
BUSH, GUIDE	67	6			5	COLLAR, L. RR. WHEEL SIDE	73	5
BUSH, SLIDER	67	7	CLAMP, BRAKE PIPE	63	5	COLLAR, METER STAY	57	5
					6	COLLAR, MUFFLER MOUNTING	82	11
			CLAMP, FUEL HOSE	75	19	COLLAR, PILLION SEAT SETTING ..	90	2
			CLAMP, MASTER CYLINDER OIL			COLLAR, PIVOT	87	10
						COLLAR, PIVOT DISTANCE	87	12
			CLAMP, TUBE	75	20	COLLAR, RADIATOR MOUNTING	100	16
						COLLAR, RR. AXLE DISTANCE	73	8
						COLLAR, RR. BRAKE SIDE	73	4
						COLLAR, SEAT SETTING	66	7
						COLLAR, SPLINE, 25X28X13	47	8
			CLIP, AIR HOSE, 16MM	78	20	COLLAR, SPLINE, 28X31X9	48	7
			CLIP, BODY	88	20	COLLAR, SPRING	67	3
				97	12			

[C]

CABLE COMP. A, THROTTLE	58	1
CABLE COMP. B, THROTTLE	58	2
CABLE COMP., CLUTCH	58	3
CABLE, BATTERY EARTH	41	13
CABLE, STARTER MOTOR	41	12
CALIPER SUB ASSY., RR.	72	10
CALIPER SUB ASSY., R. FR.	68	18
CAMSHAFT COMP., EX.	31	3

PART NAME INDEX

Part name	Page	Ref.	Part name	Page	Ref.	Part name	Page	Ref.
COLLAR, TAILLIGHT	91	20	DRUM COMP., GEARSHIFT	49	5	GEAR, COUNTERSHAFT SIXTH	48	9
COLLAR, TENSIONER	34	3	DUCT, AIR CLEANER	78	7	GEAR, COUNTERSHAFT THIRD	48	5
CONNECTOR	70	6	DUST SEAL, 22X29X4	88	23	GEAR, MAINSHAFT FIFTH	47	5
COTTER, VALVE	31	13	DUST SEAL, 22X35X7	88	22	GEAR, MAINSHAFT SECOND	47	3
COUNTERSHAFT COMP.	48	1	DUST SEAL, 25X40X5	69	14	GEAR, MAINSHAFT SIXTH	47	7
COVER ASSY., CYLINDER HEAD ..	28	1	DUST SEAL, 30X47X8	74	23	GEAR, MAINSHAFT THIRD & FOURTH	47	4
COVER A, CANISTER	81	5	DUST SEAL, STEERING HEAD	65	2	GEAR, PRIMARY DRIVE	46	13
COVER B, CANISTER	81	7	DUST SEAL, STEERING UPPER	65	1	GEAR, STARTER DRIVEN	37	1
COVER COMP., L. RR.	38	2	[E]			GEAR, STARTER REDUCTION	37	3
COVER COMP., R. CRANKCASE	35	1				GRILLE, RADIATOR	100	6
COVER COMP., R. ENGINE SIDE ..	35	3	ELEMENT COMP., AIR CLEANER	78	3	GRIP	102	5
COVER COMP., THERMOSTAT	50	3	EMBLEM, PRODUCT	98	12	GRIP COMP., THROTTLE	58	9
COVER COMP., WATER PUMP	40	2	[F]			GRIP, L. HANDLE	58	10
COVER, ABS MODULATOR	62	5				GROMMET A, RR. COVER	78	1
COVER, AIR CLEANER	78	4	FAN COMP., COOLING	100	5	GROMMET A, SIDE COVER	78	16
COVER, A.C. GENERATOR	38	1	FENDER A, L. RR.	90	17	GROMMET, MAIN PIPE COVER	60	17
COVER, BATTERY	94	5	FENDER A, R. RR.	90	14		71	22
COVER, CENTER IGNITION TRAY ..	97	5	FENDER SET, RR.	90	18	GROMMET, SIDE COVER	78	15
COVER, CLUTCH SWITCH	58	5		91	18	GUARD ASSY., NUMBER PLATE	55	14
COVER, DUST	83	3	FENDER, FR.	66	3	GUARD COMP., HEAT	98	10
COVER, KEY	97	3	FILTER ASSY., FUEL	75	4	GUARD, FUEL PUMP	75	9
COVER, L. IGNITION COIL TRAY ..	97	4	FILTER SET, OIL	42	2	GUARD, L. HEAT	98	11
COVER, L. SIDE	77	2	FLANGE SUB ASSY., RR. FINAL			GUARD, NUMBER PLATE	55	16
COVER, MUFFLER	82	7	DRIVEN	73	7	GUARD, R. HEAT	98	9
COVER, OIL CUP	70	21	FLYWHEEL COMP.	39	1	GUARD, TAILLIGHT	91	24
COVER, REED VALVE	28	6	FORK ASSY., L. FR.	67	16	GUIDE A, CAM CHAIN	34	7
COVER, RUBBER	55	11	FORK ASSY., R. FR.	67	1	GUIDE B, CAM CHAIN	34	5
COVER, R. IGNITION COIL TRAY ..	97	2	FORK, CENTER GEARSHIFT	49	3	GUIDE, CLUTCH OUTER	36	2
COVER, R. SIDE	77	1	FORK, L. GEARSHIFT	49	4	GUIDE, EX. VALVE	29	3
COVER, SCREW	55	9	FORK, R. GEARSHIFT	49	2	GUIDE, IN. VALVE	29	2
COVER, SENSOR	82	2	FRAME ASSY., L. RR.	90	6	[H]		
COVER, TAILLIGHT	91	23	FRAME ASSY., R. RR.	90	4	HARNESS, WIRE	95	5
CRANKCASE SET	43	1	FUSE, BLADE	94	11	HEADLIGHT ASSY.	55	1
CRANKSHAFT COMP.	45	9	FUSE, MINI	94	12	HEAD ASSY., CYLINDER	29	1
CUP COMP., OIL	70	9		96	28	HEAT GUARD, HORN	95	10
CUSHION ASSY., RR.	89	1	GASKET COMP., CYLINDER HEAD			HOLDER	57	9
CUSHION, FR. FUEL TANK	75	10	COVER	28	4	HOLDER COMP., L. PILLION STEP-	84	18
CUSHION, FUEL TANK RR.	75	11		53	1	HOLDER COMP., R. PILLION STEP-	84	14
CYLINDER SET, MASTER	60	15	GASKET KIT A	53	1	HOLDER, BRUSH	41	4
CYLINDER SUB ASSY., FR. MASTER	60	9	GASKET KIT B	54	1	HOLDER, HANDLE LOWER	64	3
CYLINDER SUB ASSY., RR. MASTER	70	8	GASKET, CYLINDER HEAD	29	5	HOLDER, HEADLIGHT	55	17
[D]			GASKET, EX. PIPE	53	1	HOLDER, L. HANDLE UPPER	64	5
DAMPER SET, WHEEL	73	1	GASKET, TENSIONER HOLE	82	3	HOLDER, L. STEP	84	11
DIAPHRAGM	60	14	GASKET, WATER PUMP BODY	54	1	HOLDER, MASTER CYLINDER	58	8
	70	17		40	3		60	12
DIODE ASSY., THREE WAY	95	4	GEAR, COUNTERSHAFT FIFTH	48	8	HOLDER, R. HANDLE UPPER	64	2
DISK B, CLUTCH FRICTION	36	6	GEAR, COUNTERSHAFT FIRST	48	2	HOLDER, R. STEP	84	2
DISK, CLUTCH FRICTION	36	5	GEAR, COUNTERSHAFT FOURTH	48	6	HORN COMP.	95	9
DISK, FR. BRAKE	69	9	GEAR, COUNTERSHAFT SECOND	48	3	HOSE A, WATER	40	4
DISK, RR. BRAKE	73	13		48	8	HOSE COMP. A, FR. BRAKE	60	3
DOWEL PIN, 10X16	28	10		48	6	HOSE COMP. A, RR. BRAKE	70	4
	43	21		54	1	HOSE COMP. D, FR. BRAKE	60	4
DOWEL PIN, 8X14	29	17		54	1	HOSE COMP. D, RR. BRAKE	70	5
	35	16		40	3	HOSE COMP., FUEL FEED	75	7
	38	6		54	1	HOSE COMP., RR. MASTER		
	42	17		48	6	CYLINDER	70	10
DRIVER, SCREW	102	4		48	3	HOSE, RADIATOR LOWER	100	13

PART NAME INDEX

Part name	Page	Ref.	Part name	Page	Ref.	Part name	Page	Ref.
HOSE, RADIATOR UPPER	100	12	METER ASSY., COMBINATION	57	2	[0]		
HOSE, WATER BYPASS	40	5	METER COMP., LCD	57	3	OIL SEAL, 12X18X5	35	13
[I]			MIRROR COMP.	58	15	OIL SEAL, 14X22X5	49	20
INJECTOR ASSY., FUEL	51	16	MODULATOR ASSY.	62	4	OIL SEAL, 34X62X8	48	21
INSULATOR	41	9	MOTOR ASSY.	51	12	ORIFICE A, 1.0MM	43	5
INSULATOR, THROTTLE BODY	29	6	MOTOR ASSY., FAN	100	9	O-RING, 14.7X2.2	42	15
[J]			MOTOR ASSY., STARTER	41	1	54	1	
JET COMP., OIL	43	3	MUFFLER COMP.	82	5	O-RING, 14.8X2.4	43	22
JOINT A, VACUUM TUBE	52	23	[N]			54	1	
JOINT, BRAKE ROD	70	20	NUT-WASHER, 6MM	41	14	71	29	
JOINT, DRIVE CHAIN	87	3	NUT, BEAM ADJUSTING	55	6	O-RING, 17.8X1.9	51	15
JOINT, TUBE	52	25	NUT, CAP, 6MM	58	19	O-RING, 18X3	35	15
80	10		60	23		54	1	
JOINT, WATER	43	6	75	16	O-RING, 23X2.4	43	23	
[K]			80	9	0-RING, 24.4X3.1	41	16	
KEY SET	98	1	91	31	54	1		
KEY, BLANK	98	3	92	18	O-RING, 32.95X2.62	40	11	
KEY, WOODRUFF, 25X18	46	16	96	21	54	1		
[L]			56	23	O-RING, 33.2X2.4	67	22	
LABEL, ACCESSORIES & LOADING -	103	6	NUT, CLIP, 5MM	81	17	O-RING, 3.2X1.1	44	24
LABEL, AIR CLEANER ELEMENT				101	22	54	1	
NOTICE	103	5	NUT, CONNECTING ROD	45	8	O-RING, 48.1X3.6	35	14
LABEL, CHAIN ADJUSTER	103	4	NUT, FENDER SETTING	78	17	54	1	
LABEL, DRIVE CAUTION	103	7	NUT, FIXING	59	21	O-RING, 4X2	41	17
LABEL, FRENCH TRANSLATION	103	8	NUT, FLANGE, 10MM	98	19	O-RING, 55X2	74	24
LABEL, FUEL & DRIVE	103	9	NUT, FLANGE, 3MM	101	23	O-RING, 7.47X3.6	52	28
LABEL, MANUFACTURER	103	1	NUT, FLANGE, 4MM	44	26	O-RING, 7.8X1.9	52	27
LABEL, RADIATOR CAP	100	8	NUT, FLANGE, 6MM	44	27	O-RING, AIR INJECTION CONTROL		
LABEL, TIRE & DRIVE CHAIN	103	2		91	35	VALVE	51	10
LENS COMP., L. WINKER	92	9	NUT, FLANGE, 8MM	82	20	O-RING, SENSOR	51	4
LENS COMP., R. WINKER	92	14	NUT, HEX. CAP, 6MM	75	17	5		
LENS, TAILLIGHT	93	2	NUT, HEX. CAP, 8MM	82	19	OUTER COMP., CLUTCH	36	1
LEVER COMP., CLUTCH	35	8	NUT, HEX., 10MM	59	20	OUTER COMP., STARTING CLUTCH ..	37	2
LEVER COMP., L. HANDLE	58	12	NUT, HEX., 6MM	83	15	OUTER, NEEDLE BEARING	47	18
LEVER COMP., R. HANDLE	60	16	NUT, HEX., 8MM	59	23	[P]		
LIFTER ASSY., TENSIONER	34	4		71	31	PACKING, BASE	75	8
LIGHT ASSY., L. FR. WINKER	92	8	NUT, LOCK, 18MM	36	16	PACKING, MUFFLER	82	9
LIGHT ASSY., L. RR. WINKER	92	13	NUT, LOCK, 26X1.5	87	17	PACKING, OIL STRAINER	42	8
LIGHT ASSY., R. FR. WINKER	92	1	NUT, SETTING	100	2	54	1	
LIGHT ASSY., R. RR. WINKER	92	11	NUT, SIDE STAND	86	7	PACKING, TAILLIGHT LENS	93	4
LOCK, STEERING HANDLE	65	5	NUT, SPECIAL, 6MM	83	12	PAD SET, FR.	68	2
[M]			NUT, SPECIAL, 6X7	94	6	PAD SET, RR.	72	1
MAINSHAFT	47	1	NUT, SQUARE WELDING, 4MM	78	23	PAN, OIL	42	1
MARK, L. WING	104	2	NUT, STEERING STEM	64	11	PEDAL COMP., GEAR CHANGE	83	2
MARK, RR. FENDER	104	3	NUT, UNIT HOLDER	55	8	PEDAL COMP., RR. BRAKE	83	8
MARK, R. WING	104	1	NUT, U, 10MM	84	22	PGM-FI UNIT	95	16
			NUT, U, 12MM	87	16	PIECE, OIL LOCK	67	10
			NUT, U, 14MM	87	18	PIN A, DOWEL, 12X16	29	18
			NUT, U, 16MM	73	17	PIN D, JOINT	71	34
			NUT, U, 5MM	91	32	PIN, GEARSHIFT FORK GUIDE	48	11
			NUT, U, 6MM	66	10	PIN, HANGER	68	17
				81	16	72	11	
			NUT, U, FLANGE CAP, 8MM	64	12	PIN, MAIN STEP BAR JOINT	84	3
						PIN, PARTITION	43	2
						PIN, PISTON	45	3

PART NAME INDEX

Part name	Page	Ref.	Part name	Page	Ref.	Part name	Page	Ref.
PIN, SHIFT RETURN SPRING	49	13	RELAY COMP., WINKER	95	12	RUBBER, STEP	84	9
PIN, SPLIT, 2.0X15	71	33	RETAINER	68	13	RUBBER, TAILLIGHT BRACKET	95	7
	85	27		72	8	RUBBER, TAILLIGHT CODE	90	16
PIN, SPLIT, 2.0X18	85	28	RETAINER, VALVE SPRING	31	11	RUBBER, THERMOSTAT	50	2
PIN, SPRING, 3X8	84	23	RING	41	8		53	1
PIN, STEP JOINT	84	4	RING SET, PISTON	45	1	RUBBER, WINKER MOUNTING	92	7
PIPE COMP. B, FR. BRAKE	63	3	RING, BACK UP	67	5			
PIPE COMP. B, RR. BRAKE	63	1	RING, FR. PULSER	69	4	[S]		
PIPE COMP. C, FR. BRAKE	63	4	RING, OIL SEAL STOPPER	67	13	SCREW-WASHER	55	3
PIPE COMP. C, RR. BRAKE	63	2	RING, PISTON	67	11	SCREW-WASHER, 4X12	61	27
PIPE COMP., EX.	82	1	RING, RR. PULSER	73	6	SCREW-WASHER, 5X10	81	18
PIPE COMP., FR. FORK	67	4	RING, SNAP, 62MM	48	22	SCREW-WASHER, 5X12	41	18
PIPE, FUEL	51	20	RING, STOPPER	68	12		52	31
	52	21		72	15	SCREW-WASHER, 5X14	52	32
PIPE, SEAT	67	12	ROD ASSY., CONNECTING	45	5	SCREW-WASHER, 5X20	59	22
PIPE, STEERING HANDLE	64	1	ROD COMP., PUSH	70	14	SCREW, 4X6.6	75	3
PISTON	45	2	ROD, CLUTCH CENTER	36	11	SCREW, 6X13	78	19
	68	11	ROD, CLUTCH LIFTER	36	14	SCREW, BEAM ADJUSTING	55	5
	72	5	ROLLER, 4X8	49	23	SCREW, BLEEDER	68	9
PISTON SET, MASTER CYLINDER ..	70	13	RUBBER A, R. COVER	35	5		72	12
PIVOT, SHIFT DRUM STOPPER ARM	49	15	RUBBER B, R. COVER	35	6	SCREW, FLAT, 4X12	61	26
PLATE	51	6	RUBBER B, SEAT SETTING	76	5	SCREW, FLAT, 4X40	71	30
PLATE ASSY., RR. FRAME	91	22	RUBBER C, SEAT SETTING	76	7	SCREW, FLAT, 5X8	56	24
PLATE B, CLUTCH	36	8	RUBBER, AIR CLEANER CASE			SCREW, FLAT, 6X16	65	6
PLATE C, ENGINE HANGER	98	7	MOUNTING	90	1	SCREW, PAN, 4X30	78	21
PLATE, BEARING SETTING	47	2	RUBBER, BATTERY	66	2	SCREW, PAN, 4X8	52	30
		9	RUBBER, CANISTER MOUNTING	81	1	SCREW, PAN, 4X8.5	100	4
PLATE, CLUTCH	36	7	RUBBER, EX. PIPE MOUNTING	82	12	SCREW, PAN, 5MM	52	29
PLATE, CLUTCH LIFTER	36	10	RUBBER, FR. FENDER MOUNTING ..	66	6	SCREW, PAN, 5X14	101	21
PLATE, CLUTCH PRESSURE	36	9	RUBBER, FR. NUMBER PLATE	56	20	SCREW, PAN, 6X12	82	16
PLATE, DIAPHRAGM	60	13	RUBBER, GEAR CHANGE PEDAL	83	5	SCREW, PAN, 6X14	91	30
	70	18	RUBBER, HANDLE CUSHION	64	4		95	18
PLATE, DRIVE CHAIN GUIDE	38	3	RUBBER, HEADLIGHT	80	6	SCREW, PAN, 6X22	95	20
PLATE, FR. ENGINE HANGER	98	6	RUBBER, HEADLIGHT CASE			SCREW, PAN, 6X25	57	8
PLATE, FUNNEL SETTING	51	7	MOUNTING	76	2		66	9
PLATE, IDLE AIR CONTROL VALVE	51	14		81	12	SCREW, SPECIAL, 4X10	92	2
PLATE, PILLION STEP CLICK	84	17		90	12	SCREW, SPECIAL, 5X11	56	22
PLATE, PORT	28	3		100	17		91	28
PLATE, SPINDLE	49	11	RUBBER, LINK STOPPER	90	9		97	9
PLATE, STEP RUBBER SETTING	84	10	RUBBER, L. SIDE OUTER COVER	57	1	SCREW, SPECIAL, 6X14	62	6
PLATE, SWINGARM SIDE	73	20	RUBBER, L. WINKER MOUNTING	92	10		81	13
PLATE, TENSIONER SETTING	49	1	RUBBER, MOUNT	62	3		87	15
PLUG, BREATHER TUBE	78	12	RUBBER, MOUNTING	28	9		94	7
PLUG, SPARK	29	8		53	1		9	9
PROTECTOR	60	10	RUBBER, MUFFLER MOUNTING	82	10		100	18
PULLER, MINI FUSE	102	1	RUBBER, PROTECTOR	82	4	SCREW, SPECIAL, 6X25	100	19
PUMP ASSY., OIL	42	3	RUBBER, PROTECTOR MOUNTING	82	6	SCREW, SPECIAL, 6X8	92	19
PUMP COMP., WATER	40	1	RUBBER, REGULATOR STAY			SCREW, TAPPING, 3X16	57	10
PUMP UNIT ASSY., FUEL	75	1	MOUNTING	90	10	SCREW, TAPPING, 3X6	101	24
			RUBBER, RR. COWL MOUNTING	66	8	SCREW, TAPPING, 4X40	93	6
[R]			RUBBER, RR. FENDER	90	15	SCREW, TAPPING, 5X16	57	11
RADIATOR COMP.	100	1	RUBBER, RR. FRAME	62	1	SCREW, TAPPING, 5X20	78	22
RECEIVER, CLUTCH CABLE	35	10		90	5	SCREW, TORX, 5X17	51	3
RECTIFIER ASSY., REGULATOR	95	2	RUBBER, R. WINKER MOUNTING	92	6	SCREW, TORX, 5X8.7	51	2
RECTIFIER COMP., SILICON	95	3	RUBBER, SEAT CUSHION	76	6	SCREW, VISOR SPECIAL SETTING ..	81	14
REFLECTOR, FR. REFLEX	66	1	RUBBER, SEAT SETTING	90	13	SEAL RING, INJECTOR	51	18
REFLECTOR, REFLEX	90	3	RUBBER, SEAT SPONGE	76	4	SEAL SET, FR. FORK	67	15
RELAY COMP., POWER	95	14	RUBBER, SHOCK	94	3			
			RUBBER, SIDE COVER	95	17			

PART NAME INDEX

Part name	Page	Ref.	Part name	Page	Ref.	Part name	Page	Ref.
SEAL SET, PISTON	68	1	SPROCKET, OIL PUMP DRIVE	42	4	TIRE, RR.	73	11
	72	2	SPROCKET, OIL PUMP DRIVEN	42	5	T-JOINT, FUEL	52	22
SEAL, AIR CLEANER	78	5	SPROCKET, TIMING	45	12	TRAY, IGNITION COIL	97	1
SEAL, BREATHER	75	13	STATOR COMP.	39	2	TUBE ASSY.	75	5
SEAL, DUST	67	21	STAY COMP. B, FR. BRAKE HOSE ..	60	6	TUBE A, AIR INJECTION	80	4
SEAL, GASKET	92	4	STAY COMP., ABS MODULATOR	62	2	TUBE A, BREATHER	80	2
SEAL, THROTTLE BODY	52	24	STAY COMP., CANISTER	81	10	TUBE B, AIR INJECTION	80	5
SEAL, VALVE STEM	31	1	STAY COMP., FR. BRAKE HOSE	60	5	TUBE, 3.5X45	52	33
SEAT ASSY., PILLION	76	8	STAY COMP., FR. NUMBER	55	18	TUBE, 5X410	101	27
SEAT ASSY., SINGLE	76	3	STAY COMP., RR. BRAKE HOSE	70	3	TUBE, AIR	81	2
SEAT, JUDDER SPRING	36	4	STAY COMP., RR. FENDER	91	19	TUBE, AIR CLEANER DRAIN	78	6
SEAT, VALVE SPRING	31	12	STAY, COMBINATION SWITCH	98	8	TUBE, BREATHER	78	11
SENSOR ASSY., BANK ANGLE	95	8	STAY, HARNESS CLIP	43	9	TUBE, DRAIN	81	8
SENSOR ASSY., SPEED	43	12	STAY, HEADLIGHT AIMING	55	2	TUBE, L. CONNECTING	78	9
SENSOR ASSY., WATER			STAY, HORN	98	5	TUBE, PURGE	51	19
TEMPERATURE	29	9	STAY, MAIN HARNESS	95	1		81	3
SENSOR SET	51	1	STAY, METER	57	4	TUBE, PURGE CONTROL VALVE		
SENSOR, FR. WHEEL SPEED	68	7	STAY, REGULATOR	90	8	JOINT	81	4
SENSOR, OXYGEN	82	14	STAY, SENSOR CORD	72	4	TUBE, R. CONNECTING	78	8
SENSOR, RR. WHEEL SPEED	72	3	STAY, TAILLIGHT	91	21	TUBE, VINYL, 8X12X390	79	25
SHAFT COMP., BALANCER	45	11	STAY, TOP UNDER	64	8			
SHAFT C, IDLE GEAR	37	4	STAY, WINKER	92	5	[V]		
SHAFT, GEARSHIFT FORK	49	7	STAY, WIRE	51	13	VALVE ASSY., AIR INJECTION		
SHAFT, ROCKER ARM	31	6	STEM SUB ASSY., STEERING	65	3	SOLENOID	80	7
SHIM, TAPPET	31	14	STEP COMP., L.	84	8	VALVE ASSY., RELIEF	42	9
	32	14	STEP COMP., R.	84	5	VALVE COMP., REED	28	5
	33	14	STOPPER	75	2	VALVE SET, IDLE AIR CONTROL ..	51	11
SHROUD COMP.	100	3	STOPPER COMP., GEARSHIFT DRUM ..	49	8	VALVE, EX.	31	8
SLEEVE	72	14	STOPPER, TERMINAL	41	10	VALVE, IN.	31	7
SLIDER, CHAIN	87	13	STRAINER COMP., OIL	42	7	VALVE, PURGE CONTROL SOLENOID ..	81	9
SOCKET COMP., POSITION LIGHT ..	55	10	SUB CORD, NEUTRAL	43	7	VALVE, RIM	69	1
SOCKET COMP., TAILLIGHT	93	3	SUB HARNESS, OIL PRESSURE	43	8		73	12
SPACER	55	7	SUB SPRING, SIDE STAND	86	4	[W]		
SPACER, TOP BRIDGE	64	7	SUSPENSION, POWER RELAY	95	15	WASHER	41	11
SPANNER, 10X14	102	6	SUSPENSION, WINKER RELAY	95	13	WASHER, 10.2MM	48	15
SPANNER, 12X14	102	7	SWINGARM SUB ASSY., RR.	87	14	WASHER, 10.5X40	46	15
SPANNER, PIN	102	8	SWITCH ASSY., COMBINATION	98	2	WASHER, 12.2X17X1.5	29	15
SPINDLE COMP., GEARSHIFT	49	10	SWITCH ASSY., FR. STOP	60	1		53	1
SPRING, BEAM ADJUSTING	55	4	SWITCH ASSY., NEUTRAL	43	11	WASHER, 12.5X30X5	39	5
SPRING, BRAKE PEDAL	83	9	SWITCH ASSY., OIL PRESSURE	43	10	WASHER, 14MM	49	17
SPRING, CARBON BRUSH	41	5	SWITCH ASSY., RR. STOP	83	6		83	13
SPRING, CLUTCH	36	12	SWITCH ASSY., SIDE STAND	86	1	WASHER, 18MM	36	17
SPRING, CLUTCH LEVER	35	9	SWITCH ASSY., STARTER MAGNETIC ..	94	2	WASHER, 6.5X26	89	6
SPRING, FR. FORK	67	2	SWITCH ASSY., STARTER & ENGINE			WASHER, 8MM	76	10
SPRING, FR. REBOUND	67	8	STOP & HAZARD	58	4	WASHER, 8.5X20	83	14
SPRING, JUDDER	36	13	SWITCH ASSY., WINKER	58	6	WASHER, 8.5X26	89	5
SPRING, KICK STARTER STOPPER ..	84	1	SWITCH COMP., FR. LEVER	58	7	WASHER, DRAIN PLUG, 12MM	42	16
SPRING, L. STEP RETURN	84	7					54	1
SPRING, PAD	68	8	[T]			WASHER, DRUM STOPPER	49	16
	72	6	TAILLIGHT UNIT	93	1	WASHER, LOCK	36	18
SPRING, R. STEP RETURN	84	6	TANK SET, FUEL	75	6		65	9
SPRING, SHIFT DRUM STOPPER	49	9	TANK, RADIATOR RESERVE	100	10	WASHER, LOCK, 25MM	47	14
SPRING, SHIFT RETURN	49	12	TENSIONER COMP., CAM CHAIN	34	2	WASHER, LOCK, 28MM	48	17
SPRING, SIDE STAND	86	3	THERMOSTAT	50	1	WASHER, NEUTRAL	43	19
SPRING, STOP SWITCH	83	7	THREAD B, STEERING HEAD TOP	65	8		54	1
SPRING, VALVE INNER	31	10	THREAD COMP., STEERING HEAD					
SPRING, VALVE OUTER	31	9	TOP	65	4			
SPROCKET, DRIVE	48	10	TIRE, FR.	69	7			
SPROCKET, FINAL DRIVEN	73	2						

PART NAME INDEX

Part name	Page	Ref.	Part name	Page	Ref.	Part name	Page	Ref.
WASHER, OIL BOLT	60	24						
	71	28						
WASHER, PLAIN, 10MM	85	26						
	88	24						
	98	20						
WASHER, PLAIN, 16.4X32X2	73	19						
WASHER, PLAIN, 6MM	71	32						
	80	11						
	84	24						
	91	33						
	96	24						
WASHER, PLAIN, 8MM	75	18						
	82	21						
	83	16						
	84	25						
	91	36						
WASHER, RR. COVER GROMMET	66	11						
WASHER, SEALING, 6MM	34	10						
		11						
	54	1						
WASHER, SEALING, 6.5MM	40	10						
	43	20						
	54	1						
WASHER, SEALING, 8MM	43	18						
	54	1						
WASHER, SPECIAL, 8MM	67	20						
WASHER, SPLINE, 25X31X1.5	47	12						
WASHER, SPLINE, 25X42X1.6	47	13						
WASHER, SPLINE, 28MM	48	16						
WASHER, SPLINE, 28X34X1.5	48	13						
WASHER, THRUST, 17.2MM	47	11						
WASHER, THRUST, 20MM	48	14						
WASHER, THRUST, 22MM	36	19						
WASHER, THRUST, 25MM	47	15						
WEIGHT, BALANCE	69	8						
	73	14						
WHEEL SUB ASSY., FR.	69	6						
WHEEL SUB ASSY., RR.	73	10						
WRENCH, HEX., 5MM	102	10						
WRENCH, PLUG	102	9						